

J-CLASS Series V

4" Submersible Pumps



Franklin Electric
The Company You Trust Deep Down

J-CLASS Series V

4" Submersible Series Five

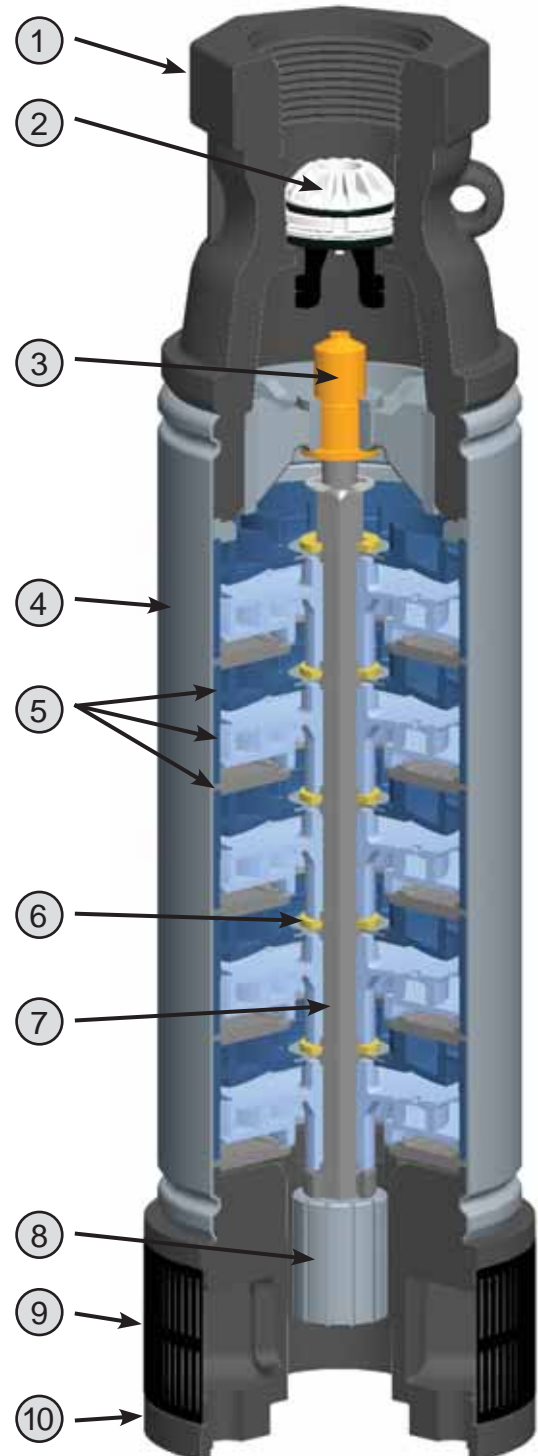
The standard J-Class Series Five submersible pump features unique hydraulics that improve efficiency and minimize wear even when pumping abrasives. Discharge and motor brackets are available in thermoplastic or stainless steel with a removable check valve system. Available in 5, 7, 10, 15, 20 and 25 gpm, 1/2 - 5 horsepower.

Features:

- 6 performance ranges: 5, 7, 10, 15, 20 & 25 gpm
- Horsepower ranges: 1/2 - 5
- Discharge head and motor bracket produced with industry proven, engineered materials. Available in 300 series stainless steel or high quality thermoplastic resins.
- Large wrench flat area on the discharge head for ease of installation
- Dry run designed top bearing positively supports the 300 series stainless steel 7/16" hex shaft
- Removable internal check valve
- Powered by Franklin Electric's proven 4" submersible motor
- Maximum water temperature with proper flow is 120 °F/49 °C Consult factory for details

NUMBER	COMPONENT
1	Discharge Head: Available in engineered polymer or stainless steel
2	Check Valve: Internal design, but easily removed with proper tools
3	Top Bearing: Designed to provide excellent protection in volatile "dry run" conditions
4	Shell: 300 series stainless steel
5	Stage Assembly: Noryl® with 300 series stainless steel insert
6	Carbon/Phenolic Washer: Maintains stage integrity and hydraulic seal by absorbing impeller thrust
7	Pump Shaft: 300 series stainless steel
8	Motor Shaft Coupling: 300 series stainless steel
9	External Suction Screen: Minimizes entry of performance-robbing abrasives and debris
10	Motor Bracket: Available in stainless steel or Noryl® thermoplastic

* Noryl® is a trademark of General Electric Company



4" Submersible Pumps

Ordering Information

Plastic:

GPM	HP	STG	VOLTS	2-WIRE		3-WIRE	
				MODEL NO.	ORDER NO.	MODEL NO.	ORDER NO.
5	1/2	8	115	5JV05P4-2W115	95200505	5JV05P4-3W115	95200530
	1/2	8	230	5JV05P4-2W230	95200510	5JV05P4-3W230	95200535
	3/4	12	230	5JV07P4-2W230	95200515	5JV07P4-3W230	95200540
	1	15	230	5JV1P4-2W230	95200520	5JV1P4-3W230	95200545
7	1/2	7	115	7JV05P4-2W115	95200705	7JV05P4-3W115	95200730
	1/2	7	230	7JV05P4-2W230	95200710	7JV05P4-3W230	95200735
	3/4	10	230	7JV07P4-2W230	95200715	7JV07P4-3W230	95200740
	1	13	230	7JV1P4-2W230	95200720	7JV1P4-3W230	95200745
	1.5	18	230	7JV15P4-2W230	95200725	7JV15P4-3W230	95200750
10	1/2	6	115	10JV05P4-2W115	95201005	10JV05P4-3W115	95201030
	1/2	6	230	10JV05P4-2W230	95201010	10JV05P4-3W230	95201035
	3/4	8	230	10JV07P4-2W230	95201015	10JV07P4-3W230	95201040
	1	11	230	10JV1P4-2W230	95201020	10JV1P4-3W230	95201045
	1.5	15	230	10JV15P4-2W230	95201025	10JV15P4-3W230	95201050
15	1/2	4	115	15JV05P4-2W115	95201505	15JV05P4-3W115	95201530
	1/2	4	230	15JV05P4-2W230	95201510	15JV05P4-3W230	95201535
	3/4	6	230	15JV07P4-2W230	95201515	15JV07P4-3W230	95201540
	1	8	230	15JV1P4-2W230	95201520	15JV1P4-3W230	95201545
	1.5	11	230	15JV15P4-2W230	95201525	15JV15P4-3W230	95201550
20	3/4	5	230	20JV07P4-2W230	95202015	20JV07P4-3W230	95202040
	1	7	230	20JV1P4-2W230	95202020	20JV1P4-3W230	95202045
	1.5	9	230	20JV15P4-2W230	95202025	20JV15P4-3W230	95202050
25	1	6	230	25JV1P4-2W230	95202520	25JV1P4-3W230	95202545
	1.5	8	230	25JV15P4-2W230	95202525	25JV15P4-3W230	95202550

PUMP END ASSEMBLIES ONLY				
GPM	HP	STG	MODEL NO.	ORDER NO.
5	1/2	8	5JV05P4-PE	95210500
	3/4	12	5JV07P4-PE	95210501
	1	15	5JV1P4-PE	95210502
7	1/2	7	7JV05P4-PE	95210700
	3/4	10	7JV07P4-PE	95210701
	1	13	7JV1P4-PE	95210702
	1.5	18	7JV15P4-PE	95210703
10	1/2	6	10JV05P4-PE	95211000
	3/4	8	10JV07P4-PE	95211001
	1	11	10JV1P4-PE	95211002
15	1.5	15	10JV15P4-PE	95211003
	1/2	4	15JV05P4-PE	95211500
	3/4	6	15JV07P4-PE	95211501
	1	8	15JV1P4-PE	95211502
20	1.5	11	15JV15P4-PE	95211503
	3/4	5	20JV07P4-PE	95212001
	1	7	20JV1P4-PE	95212002
25	1.5	9	20JV15P4-PE	95212003
	1	6	25JV1P4-PE	95212501
	1.5	8	25JV15P4-PE	95212502



Franklin Electric
The Company You Trust Deep Down

Ordering Information

Stainless Steel:

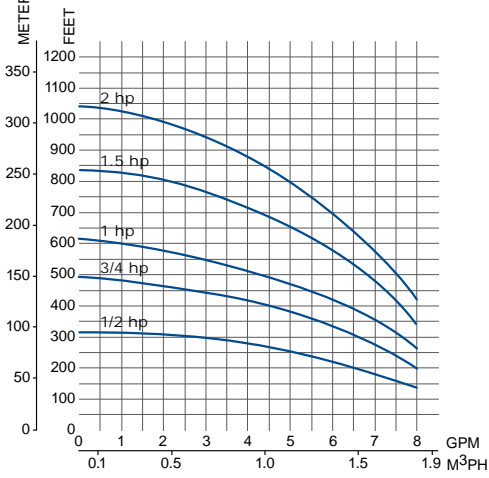
GPM	HP	STG	VOLTS	2-WIRE		3-WIRE	
				MODEL NO.	ORDER NO.	MODEL NO.	ORDER NO.
5	1/2	8	115	5JV05S4-2W115	95220505	5JV05S4-3W115	95220530
	1/2	8	230	5JV05S4-2W230	95220510	5JV05S4-3W230	95220535
	3/4	12	230	5JV07S4-2W230	95220515	5JV07S4-3W230	95220540
	1	15	230	5JV1S4-2W230	95220520	5JV1S4-3W230	95220545
	1.5	21	230	5JV15S4-2W230	95220525	5JV15S4-3W230	95220550
7	1/2	7	115	7JV05S4-2W115	95220705	7JV05S4-3W115	95220730
	1/2	7	230	7JV05S4-2W230	95220710	7JV05S4-3W230	95220735
	3/4	10	230	7JV07S4-2W230	95220715	7JV07S4-3W230	95220740
	1	13	230	7JV1S4-2W230	95220720	7JV1S4-3W230	95220745
	1.5	18	230	7JV15S4-2W230	95220725	7JV15S4-3W230	95220750
10	1/2	6	115	10JV05S4-2W115	95221005	10JV05S4-3W115	95221030
	1/2	6	230	10JV05S4-2W230	95221010	10JV05S4-3W230	95221035
	3/4	8	230	10JV07S4-2W230	95221015	10JV07S4-3W230	95221040
	1	11	230	10JV1S4-2W230	95221020	10JV1S4-3W230	95221045
	1.5	15	230	10JV15S4-2W230	95221025	10JV15S4-3W230	95221050
15	1/2	4	115	15JV05S4-2W115	95221505	15JV05S4-3W115	95221530
	1/2	4	230	15JV05S4-2W230	95221510	15JV05S4-3W230	95221535
	3/4	6	230	15JV07S4-2W230	95221515	15JV07S4-3W230	95221540
	1	8	230	15JV1S4-2W230	95221520	15JV1S4-3W230	95221545
	1.5	11	230	15JV15S4-2W230	95221525	15JV15S4-3W230	95221550
20	3/4	5	230	20JV07S4-2W230	95222015	20JV07S4-3W230	95222040
	1	7	230	20JV1S4-2W230	95222020	20JV1S4-3W230	95222045
	1.5	9	230	20JV15S4-2W230	95222025	20JV15S4-3W230	95222050
25	1	6	230	25JV1S4-2W230	95222520	25JV1S4-3W230	95222545
	1.5	8	230	25JV15S4-2W230	95222525	25JV15S4-3W230	95222550

PUMP END ASSEMBLIES ONLY				
GPM	HP	STG	MODEL NO.	ORDER NO.
5	1/2	8	5JV05S4-PE	95230500
	3/4	12	5JV07S4-PE	95230501
	1	15	5JV1S4-PE	95230502
	1.5	21	5JV15S4-PE	95230503
	2	26	5JV2S4-PE	95230504
7	1/2	7	7JV05S4-PE	95230700
	3/4	10	7JV07S4-PE	95230701
	1	13	7JV1S4-PE	95230702
	1.5	18	7JV15S4-PE	95230703
	2	24	7JV2S4-PE	95230704
10	3	32	7JV3S4-PE	95230705
	1/2	6	10JV05S4-PE	95231000
	3/4	8	10JV07S4-PE	95231001
	1	11	10JV1S4-PE	95231002
	1.5	15	10JV15S4-PE	95231003
15	2	18	10JV2S4-PE	95231004
	3	24	10JV3S4-PE	95231005
	5	39	10JV5S4-PE	95231006
	1/2	4	15JV05S4-PE	95231500
	3/4	6	15JV07S4-PE	95231501
20	1	8	15JV1S4-PE	95231502
	1.5	11	15JV15S4-PE	95231503
	2	14	15JV2S4-PE	95231504
	3	19	15JV3S4-PE	95231505
	5	31	15JV5S4-PE	95231506
25	3/4	5	20JV07S4-PE	95232001
	1	7	20JV1S4-PE	95232002
	1.5	9	20JV15S4-PE	95232003
	2	12	20JV2S4-PE	95232004
	3	16	20JV3S4-PE	95232005
25	5	26	20JV5S4-PE	95232006
	1	6	25JV1S4-PE	95232501
	1.5	8	25JV15S4-PE	95232502
	2	10	25JV2S4-PE	95232503
	3	14	25JV3S4-PE	95232504
5	23	25JV5S4-PE	95232505	

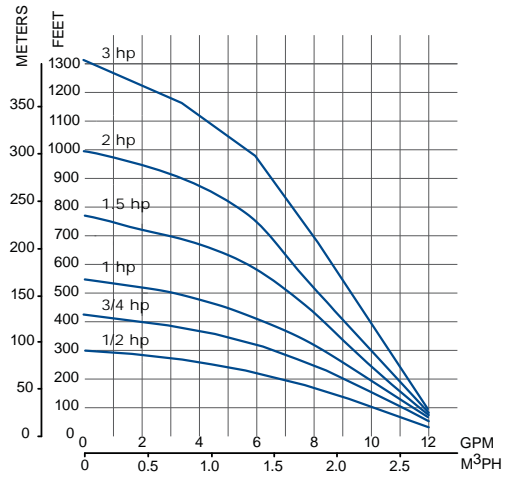
4" Submersible Pumps

Performance Curves:

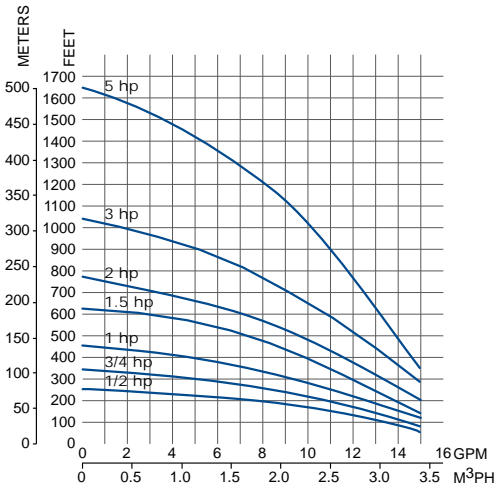
5 gpm:



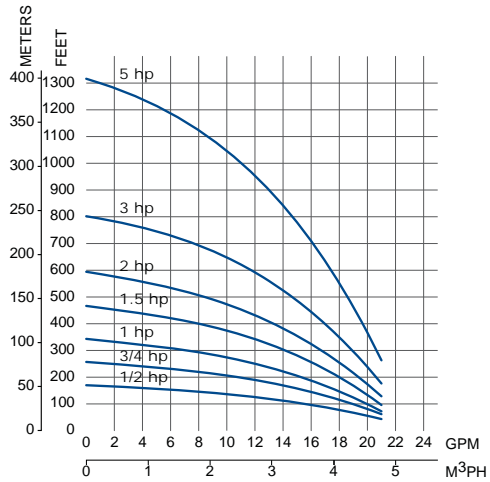
7 gpm:



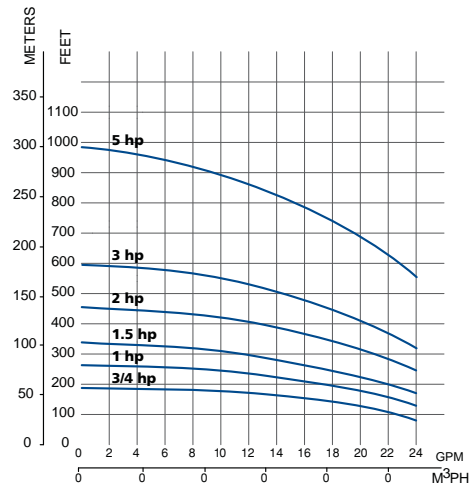
10 gpm:



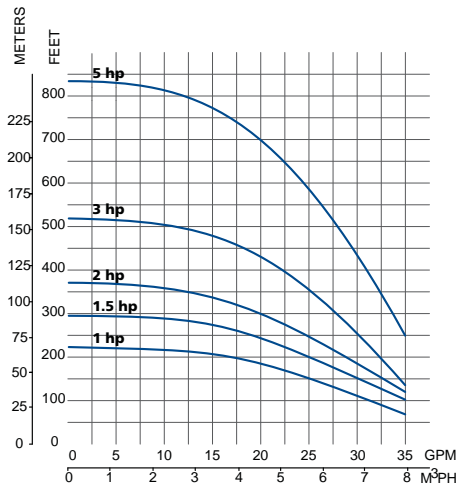
15 gpm:



20 gpm:

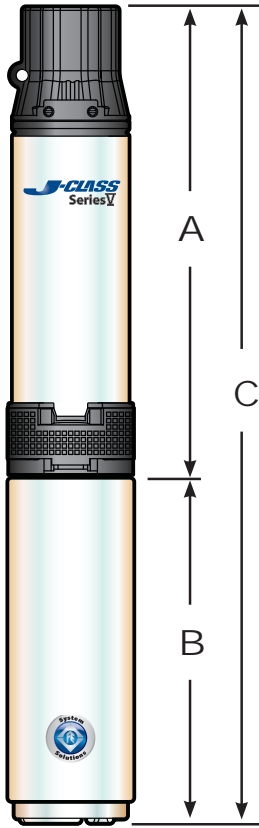


25 gpm:



Dimensions

Plastic:



GPM	HP	STAGES	2-WIRE MOTORS			3-WIRE MOTORS			P.E. WT.	P.M.A. WT.
			A	B	C	A	B	C		
5	1/2	8	13.91	9.51	23.42	13.91	9.51	23.42	6	23
	3/4	12	17.22	10.64	27.86	17.22	10.64	27.86	8	26
	1	15	19.9	11.73	31.63	19.9	11.73	31.63	9	27
7	1/2	7	13.09	9.51	22.6	13.09	9.51	22.60	5	22
	3/4	10	15.57	10.64	26.21	15.57	10.64	26.21	7	25
	1	13	18.04	11.73	29.77	18.04	11.73	29.77	8	26
	1.5	18	22.39	15.1	37.49	22.39	13.6	35.99	11	33
10	1/2	6	12.75	9.51	22.26	12.75	9.51	22.26	5	22
	3/4	8	14.57	10.64	25.21	14.57	10.64	25.21	6	24
	1	11	17.3	11.73	29.03	17.3	11.73	29.03	7	28
	1.5	15	21.14	15.1	36.24	21.14	13.6	34.74	9	32
15	1/2	4	10.93	9.51	20.44	10.93	9.51	20.44	4	21
	3/4	6	12.75	10.64	23.39	12.75	10.64	23.39	5	23
	1	8	14.57	11.73	26.3	14.57	11.73	26.30	6	27
	1.5	11	17.3	15.1	32.4	17.3	13.6	30.90	7	30
20	3/4	5	13.41	10.64	24.05	13.41	10.64	24.05	8	23
	1	7	15.85	11.73	27.58	15.85	11.73	27.58	9	27
	1.5	9	18.3	15.1	33.4	18.3	13.6	31.90	10	41
25	1	6	14.63	11.73	26.36	14.63	11.73	26.36	8	30
	1.5	8	17.08	15.1	32.18	17.08	13.6	30.68	9	42

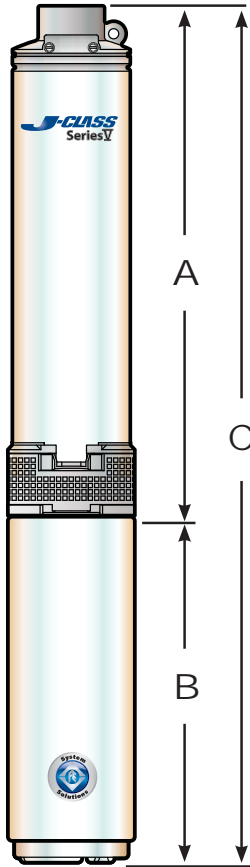
Note: All lengths are in inches
 All weights are in pounds
 Maximum diameter with cable guard is 3.90"
 P.E. – Pump end only
 P.M.A. – Pump and motor assembly

J-CLASS
Series V

4" Submersible Pumps

Dimensions

Stainless Steel:



Note: All lengths are in inches
 All weights are in pounds
 Maximum diameter with cable guard is 3.90"
 P.E. – Pump end only
 P.M.A. – Pump and motor assembly

GPM	HP	STAGES	2-WIRE MOTORS			3-WIRE MOTORS			P.E. WT.	P.M.A. WT.
			A	B	C	A	B	C		
5	1/2	8	14.31	9.51	23.82	14.31	9.51	23.82	8	25
	3/4	12	17.62	10.64	28.26	17.62	10.64	28.26	10	28
	1	15	20.1	11.73	31.83	20.1	11.73	31.83	11	29
	1.5	21	25.06	15.1	40.16	25.06	13.6	38.66	13	35
	2	26	31.48	N/A	N/A	31.48	15.1	46.58	15	N/A
7	1/2	7	13.49	9.51	23.00	13.49	9.51	23.00	7	24
	3/4	10	15.97	10.64	26.61	15.97	10.64	26.61	9	27
	1	13	18.45	11.73	30.18	18.45	11.73	30.18	10	28
	1.5	18	22.59	15.1	37.69	22.59	13.6	36.19	13	35
	2	24	27.74	N/A	N/A	27.74	15.1	42.84	16	N/A
10	3	32	36.44	N/A	N/A	36.44	19.04	55.48	19	N/A
	1/2	6	13.15	9.51	22.66	13.15	9.51	22.66	8	25
	3/4	8	14.97	10.64	25.61	14.97	10.64	25.61	9	27
	1	11	17.7	11.73	29.43	17.7	11.73	29.43	10	32
	1.5	15	21.34	15.1	36.44	21.34	13.6	34.94	13	35
	2	18	26.15	N/A	N/A	26.15	15.1	41.25	16	N/A
15	3	24	31.81	N/A	N/A	31.81	19.04	50.85	17	N/A
	5	39	45.45	N/A	N/A	45.45	29.19	74.64	20	N/A
	1/2	4	11.33	9.51	20.84	11.33	9.51	20.84	4	21
	3/4	6	13.15	10.64	23.79	13.15	10.64	23.79	5	23
	1	8	14.97	11.73	26.7	14.97	11.73	26.70	6	27
	1.5	11	17.7	15.1	32.8	17.7	13.6	31.30	7	30
20	2	14	20.43	N/A	N/A	20.43	15.1	35.53	15	N/A
	3	19	27.09	N/A	N/A	27.09	19.04	46.13	16	N/A
	5	31	38.3	N/A	N/A	38.3	29.19	67.49	18	N/A
	3/4	5	13.84	10.64	24.48	13.84	10.64	24.48	8	25
	1	7	16.3	11.73	28.03	16.3	11.73	28.03	9	31
25	1.5	9	18.75	15.1	33.85	18.75	13.6	32.35	10	43
	2	12	22.45	N/A	N/A	22.45	15.1	37.55	12	N/A
	3	16	27.56	N/A	N/A	27.56	19.04	46.60	14	N/A
	5	26	41.92	N/A	N/A	41.92	29.19	71.11	18	N/A
25	1	6	15.07	11.73	26.80	15.07	11.73	26.80	8	32
	1.5	8	17.52	15.1	32.62	17.52	13.6	31.12	9	44
	2	10	19.98	N/A	N/A	19.98	15.1	35.08	10	N/A
	3	14	24.90	N/A	N/A	24.90	19.04	43.94	12	N/A
5	23	38.24	N/A	N/A	38.24	29.19	67.43	16	N/A	



Franklin Electric

400 East Spring St., Bluffton, IN 46714
Tel: 260.824.2900 • Fax: 260.824.2909

www.franklin-electric.com