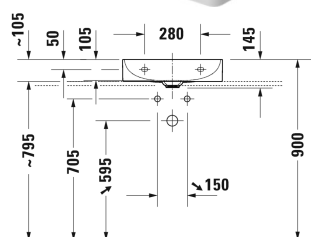
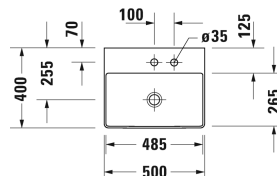
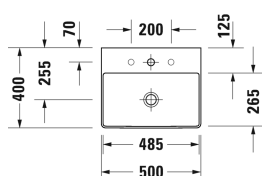


DuraSquare Washbasin Compact ground # 2356500071 / 2356500079

| < 500 mm > |



| Washbasin Compact ground | Dimension | Weight | Order number |
|--|--------------|-----------------|--------------|
| without overflow, with tap platform, ceramic covered slotted waste included, fixings included, 500 mm | | | |
| Colors | | | |
| 00 White Alpin | | | |
| Variant | | | |
| ● | 500 x 400 mm | 11.300 kilogram | 2356500071 |
| ☒ | 500 x 400 mm | 11.300 kilogram | 2356500079 |
| Infobox | | | |
| Made from DuraCeram | | | |
| Sanitary ceramics with the special WonderGliss surface finish will remain clean and attractive-looking for a long time to come. When ordering WonderGliss please add a "1" as eleventh digit to the model number. | | | |
| Design Siphon | | | |
| | | 1.500 kilogram | 005036 |
| Suitable products | | | |
| Vanity unit wall-mounted 1 pull-out compartment, countertop including one cut-out, for 1 above counter basin central, 800 x 550 mm | | | KT6694 |
| Vanity unit wall-mounted 1 pull-out compartment, countertop including one cut-out, for 1 above counter basin central, 1000 x 550 mm | | | KT6695 |

DuraSquare Washbasin Compact ground # 2356500071 / 2356500079

| < 500 mm > |

| | | |
|---|---------------|--------------|
| Vanity unit wall-mounted 1 pull-out compartment, countertop including one cut-out, for 1 above counter basin central, 1200 x 550 mm | 1200 x 550 mm | KT6696 |
| Vanity unit wall-mounted 2 pull-out compartments, 1 countertop with one cut-out or two cut-outs, for 1 or 2 above counter basins, 1400 x 550 mm | 1400 x 550 mm | KT6697 B/L/R |
| Vanity unit wall-mounted 2 drawers, upper drawer including cut-out for siphon and siphon cover, countertop including one cut-out, for 1 above counter basin central, 800 x 550 mm | 800 x 550 mm | KT6654 |
| Vanity unit wall-mounted 2 drawers, upper drawer including cut-out for siphon and siphon cover, countertop including one cut-out, for 1 above counter basin central, 1000 x 550 mm | 1000 x 550 mm | KT6655 |
| Vanity unit wall-mounted 2 drawers, upper drawer including cut-out for siphon and siphon cover, countertop including one cut-out, for 1 above counter basin central, 1200 x 550 mm | 1200 x 550 mm | KT6656 |
| Vanity unit wall-mounted 4 drawers, drawer beneath basin including cut-out for siphon and siphon cover, 1 countertop with one cut-out or two cut-outs, for 1 or 2 above counter basins, 1400 x 550 mm | 1400 x 550 mm | KT6657 B/L/R |
| Vanity unit for console compact 1 pull-out compartment, 600 x 478 mm | 600 x 478 mm | DS5300 |
| Vanity unit for console compact 1 pull-out compartment, 700 x 478 mm | 700 x 478 mm | DS5301 |
| Vanity unit for console compact 1 pull-out compartment, 800 x 478 mm | 800 x 478 mm | DS5302 |
| Vanity unit for console compact 1 pull-out compartment, 900 x 478 mm | 900 x 478 mm | DS5303 |
| Vanity unit for console compact 1 pull-out compartment, 1000 x 478 mm | 1000 x 478 mm | DS5304 |
| Vanity unit for console compact 2 drawers, upper drawer including cut-out for siphon and siphon cover, 600 x 478 mm | 600 x 478 mm | DS5305 |
| Vanity unit for console compact 2 drawers, upper drawer including cut-out for siphon and siphon cover, 800 x 478 mm | 800 x 478 mm | DS5307 |
| Vanity unit for console compact 2 drawers, upper drawer including cut-out for siphon and siphon cover, 900 x 478 mm | 900 x 478 mm | DS5308 |
| Vanity unit for console compact 2 drawers, upper drawer including cut-out for siphon and siphon cover, 1000 x 478 mm | 1000 x 478 mm | DS5309 |
| Vanity unit for console compact 1 pull-out compartment, 620 x 477 mm | 620 x 477 mm | LC5800 |
| Vanity unit for console compact 1 pull-out compartment, 720 x 477 mm | 720 x 477 mm | LC5801 |
| Vanity unit for console compact 1 pull-out compartment, 820 x 477 mm | 820 x 477 mm | LC5802 |
| Vanity unit for console compact 1 pull-out compartment, 920 x 477 mm | 920 x 477 mm | LC5803 |
| Vanity unit for console compact 1 pull-out compartment, 1020 x 477 mm | 1020 x 477 mm | LC5804 |
| Vanity unit for console compact 2 drawers, upper drawer including cut-out for siphon and siphon cover, 620 x 477 mm | 620 x 477 mm | LC5805 |

DuraSquare Washbasin Compact ground # 2356500071 / 2356500079

| < 500 mm > |

| | | |
|---|---------------|------------|
| Vanity unit for console compact 2 drawers, upper drawer including cut-out for siphon and siphon cover, 720 x 477 mm | 720 x 477 mm | LC5806 |
| Vanity unit for console compact 2 drawers, upper drawer including cut-out for siphon and siphon cover, 820 x 477 mm | 820 x 477 mm | LC5807 |
| Vanity unit for console compact 2 drawers, upper drawer including cut-out for siphon and siphon cover, 920 x 477 mm | 920 x 477 mm | LC5808 |
| Vanity unit for console compact 2 drawers, upper drawer including cut-out for siphon and siphon cover, 1020 x 477 mm | 1020 x 477 mm | LC5809 |
| Vanit unit for console wall-mounted 1 pull-out compartment, 800 x 548 mm | 800 x 548 mm | XS4900 |
| Vanit unit for console wall-mounted 1 pull-out compartment, 1000 x 548 mm | 1000 x 548 mm | XS4901 |
| Vanit unit for console wall-mounted 1 pull-out compartment, 1200 x 548 mm | 1200 x 548 mm | XS4902 |
| Vanit unit for console wall-mounted 2 drawers, upper drawer including cut-out for siphon and siphon cover, 800 x 548 mm | 800 x 548 mm | XS4910 |
| Vanit unit for console wall-mounted 2 drawers, upper drawer including cut-out for siphon and siphon cover, 1000 x 548 mm | 1000 x 548 mm | XS4911 |
| Vanit unit for console wall-mounted 2 drawers, upper drawer including cut-out for siphon and siphon cover, 1200 x 548 mm | 1200 x 548 mm | XS4912 |
| Vanit unit for console floor-standing 2 pull-out compartments, integrated base frame legs with height adjustment, 800 x 548 mm | 800 x 548 mm | XS4920 |
| Vanit unit for console floor-standing 2 pull-out compartments, integrated base frame legs with height adjustment, 1000 x 548 mm | 1000 x 548 mm | XS4921 |
| Vanit unit for console floor-standing 2 pull-out compartments, integrated base frame legs with height adjustment, 1200 x 548 mm | 1200 x 548 mm | XS4922 |
| Vanit unit for console wall-mounted 2 pull-out compartments, 1400 x 548 mm | 1400 x 548 mm | XS4903 L/R |
| Vanit unit for console wall-mounted 2 pull-out compartments, 1600 x 548 mm | 1600 x 548 mm | XS4904 R/L |
| Vanit unit for console wall-mounted 4 drawers, 1400 x 548 mm | 1400 x 548 mm | XS4913 L/R |
| Vanit unit for console wall-mounted 4 drawers, 1600 x 548 mm | 1600 x 548 mm | XS4914 L/R |
| Vanit unit for console floor-standing 4 pull-out compartments, integrated base frame legs with height adjustment, 1400 x 548 mm | 1400 x 548 mm | XS4923 R/L |
| Vanit unit for console floor-standing 4 pull-out compartments, integrated base frame legs with height adjustment, 1600 x 548 mm | 1600 x 548 mm | XS4924 L/R |
| Vanit unit for console wall-mounted 2 pull-out compartments, 1400 x 548 mm | 1400 x 548 mm | XS4906 B |
| Vanit unit for console wall-mounted 2 pull-out compartments, 1600 x 548 mm | 1600 x 548 mm | XS4907 B |
| Vanit unit for console wall-mounted 4 drawers, upper drawer including cut-out for siphon and siphon cover, 1400 x 548 mm | 1400 x 548 mm | XS4916 B |

DuraSquare Washbasin Compact ground # 2356500071 / 2356500079

| < 500 mm > |

| | | |
|--|---------------|--------------|
| Vanit unit for console wall-mounted 4 drawers, upper drawer including cut-out for siphon and siphon cover, 1600 x 548 mm | 1600 x 548 mm | XS4917 B |
| Vanit unit for console floor-standing 4 pull-out compartments, integrated base frame legs with height adjustement, 1400 x 548 mm | 1400 x 548 mm | XS4926 B |
| Vanit unit for console floor-standing 4 pull-out compartments, integrated base frame legs with height adjustement, 1600 x 548 mm | 1600 x 548 mm | XS4927 B |
| Vanity unit wall-mounted 1 pull-out compartment, 1 console with one cut-out, 800 x 550 mm | 800 x 550 mm | WT4975 |
| Vanity unit wall-mounted 1 pull-out compartment, 1 console with one cut-out, 1000 x 550 mm | 1000 x 550 mm | WT4976 |
| Vanity unit wall-mounted 1 pull-out compartment, 1 console with one cut-out, 1300 x 550 mm | 1300 x 550 mm | WT4977 L/R/M |
| Vanity unit wall-mounted 1 pull-out compartment, 1 console with two cut-outs, 1300 x 550 mm | 1300 x 550 mm | WT4978 B |
| Vanity unit wall-mounted 2 drawers, upper drawer including cut-out for siphon and siphon cover, 1 console with one cut-out, 800 x 550 mm | 800 x 550 mm | WT4985 |
| Vanity unit wall-mounted 2 drawers, upper drawer including cut-out for siphon and siphon cover, 1 console with one cut-out, 1000 x 550 mm | 1000 x 550 mm | WT4986 |
| Vanity unit wall-mounted 2 drawers, upper drawer including cut-out for siphon and siphon cover, 1 console with one cut-out, 1300 x 550 mm | 1300 x 550 mm | WT4987 L/R/M |
| Vanity unit wall-mounted 2 drawers, upper drawer including cut-out for siphon and siphon cover, 1 console with two cut-outs, 1300 x 550 mm | 1300 x 550 mm | WT4988 B |
| Vanity unit wall-mounted 1 pull-out compartment, 1 console with one cut-out, 800 x 550 mm | 800 x 550 mm | WT4980 |
| Vanity unit wall-mounted 1 pull-out compartment, 1 console with one cut-out, 1000 x 550 mm | 1000 x 550 mm | WT4981 |
| Vanity unit wall-mounted 1 pull-out compartment, 1 console with one cut-out, 1300 x 550 mm | 1300 x 550 mm | WT4982 L/R/M |
| Vanity unit wall-mounted 1 pull-out compartment, 1 console with two cut-outs, 1300 x 550 mm | 1300 x 550 mm | WT4983 B |
| Vanity unit wall-mounted 2 drawers, upper drawer including cut-out for siphon and siphon cover, 1 console with one cut-out, 800 x 550 mm | 800 x 550 mm | WT4990 |
| Vanity unit wall-mounted 2 drawers, upper drawer including cut-out for siphon and siphon cover, 1 console with one cut-out, 1000 x 550 mm | 1000 x 550 mm | WT4991 |
| Vanity unit wall-mounted 2 drawers, upper drawer including cut-out for siphon and siphon cover, 1 console with one cut-out, 1300 x 550 mm | 1300 x 550 mm | WT4992 L/R/M |
| Vanity unit wall-mounted 2 drawers, upper drawer including cut-out for siphon and siphon cover, 1 console with two cut-outs, 1300 x 550 mm | 1300 x 550 mm | WT4993 B |

DuraSquare Washbasin Compact ground # 2356500071 / 2356500079

| < 500 mm > |

| | | |
|--|---------------|--------------|
| Vanity unit wall-mounted 2 drawers, upper drawer including cut-out for siphon and siphon cover, 1 console with one cut-out, 800 x 550 mm | | XV4770 |
| Vanity unit wall-mounted 2 drawers, upper drawer including cut-out for siphon and siphon cover, 1 console with one cut-out, 1000 x 550 mm | | XV4771 |
| Vanity unit wall-mounted 2 drawers, upper drawer including cut-out for siphon and siphon cover, 1 console with one cut-out, 1200 x 550 mm | | XV4772 |
| Vanity unit wall-mounted 4 drawers, upper drawer including cut-out for siphon and siphon cover, 1 console with one cut-out, 1400 x 550 mm | | XV4773 L/R |
| Vanity unit wall-mounted 4 drawers, upper drawer including cut-out for siphon and siphon cover, 1 console with one cut-out, 1600 x 550 mm | | XV4775 L/R |
| Vanity unit wall-mounted 4 drawers, upper drawer including cut-out for siphon and siphon cover, 1 console with two cut-outs, 1400 x 550 mm | 1400 x 550 mm | XV4774 B |
| Vanity unit wall-mounted 4 drawers, upper drawer including cut-out for siphon and siphon cover, 1 console with two cut-outs, 1600 x 550 mm | 1600 x 550 mm | XV4776 B |
| Vanity unit wall-mounted 1 pull-out compartment, 1 console with one cut-out, 800 x 550 mm | 800 x 550 mm | K24885 |
| Vanity unit wall-mounted 1 pull-out compartment, 1 console with one cut-out, 1000 x 550 mm | 1000 x 550 mm | K24886 |
| Vanity unit wall-mounted 1 pull-out compartment, 1 console with one cut-out, 1200 x 550 mm | 1200 x 550 mm | K24887 |
| Vanity unit wall-mounted 2 pull-out compartments, 1 countertop with one cut-out or two cut-outs, 1400 x 550 mm | 1400 x 550 mm | K24888 B/L/R |
| Vanity unit wall-mounted 2 pull-out compartments, 1 countertop with one cut-out or two cut-outs, 1600 x 550 mm | 1600 x 550 mm | K24889 L/B/R |
| Vanity unit wall-mounted 2 drawers, upper drawer including cut-out for siphon and siphon cover, 1 console with one cut-out, 800 x 550 mm | | K24895 |
| Vanity unit wall-mounted 2 drawers, upper drawer including cut-out for siphon and siphon cover, 1 console with one cut-out, 1000 x 550 mm | | K24896 |
| Vanity unit wall-mounted 2 drawers, upper drawer including cut-out for siphon and siphon cover, 1 console with one cut-out, 1200 x 550 mm | | K24897 |
| Vanity unit wall-mounted 4 drawers, 1 countertop with one cut-out or two cut-outs, 1400 x 550 mm | 1400 x 550 mm | K24898 B/L/R |
| Vanity unit wall-mounted 4 drawers, 1 countertop with one cut-out or two cut-outs, 1600 x 550 mm | 1600 x 550 mm | K24899 B/L/R |
| Vanity unit wall-mounted 2 pull-out compartments, 1 console with one cut-out, 1600 x 550 mm | 1600 x 550 mm | WT4864 L/R |
| Vanity unit wall-mounted 2 pull-out compartments, 1 console with two cut-outs, 1600 x 550 mm | 1600 x 550 mm | WT4865 B |
| Vanity unit wall-mounted 2 pull-out compartments, 1 console with one cut-out, 1600 x 550 mm | 1600 x 550 mm | WT4890 L/R |

DuraSquare Washbasin Compact ground # 2356500071 / 2356500079

| < 500 mm > |

| | | |
|---|---------------|------------|
| Vanity unit wall-mounted 2 pull-out compartments, 1 console with two cut-outs, 1600 x 550 mm | 1600 x 550 mm | WT4891 B |
| Vanity unit wall-mounted 4 drawers, 1 console with one cut-out, 1600 x 550 mm | 1600 x 550 mm | WT4867 L/R |
| Vanity unit wall-mounted 1 console with two cut-outs, upper drawer including cut-out for siphon and siphon cover, 4 drawers, 1600 x 550 mm | 1600 x 550 mm | WT4868 B |
| Vanity unit wall-mounted 4 drawers, 1 console with one cut-out, 1600 x 550 mm | 1600 x 550 mm | WT4995 L/R |
| Vanity unit wall-mounted 1 console with two cut-outs, upper drawer including cut-out for siphon and siphon cover, 4 drawers, 1600 x 550 mm | 1600 x 550 mm | WT4996 B |
| Vanity unit wall-mounted 1 drawer, 1 pull-out compartment, upper drawer including cut-out for siphon and siphon cover, 1 console with one cut-out, 1220 x 550 mm | 1220 x 550 mm | LC4882 |
| Vanity unit wall-mounted 2 drawers, 2 pull-out compartments, 1 countertop with one cut-out left or right, 1420 x 550 mm | 1420 x 550 mm | LC4870 L/R |
| Vanity unit wall-mounted 2 drawers, 2 pull-out compartments, 1 countertop with one cut-out left or right, 1620 x 550 mm | 1620 x 550 mm | LC4871 L/R |
| Vanity unit wall-mounted 2 drawers, 2 pull-out compartments, upper drawer including cut-out for siphon and siphon cover, 1 console with two cut-outs, 1420 x 550 mm | 1420 x 550 mm | LC4872 B |
| Vanity unit wall-mounted 2 drawers, 2 pull-out compartments, upper drawer including cut-out for siphon and siphon cover, 1 console with two cut-outs, 1620 x 550 mm | 1620 x 550 mm | LC4873 B |
| Vanity unit wall-mounted 2 drawers, 2 pull-out compartments, 1 console with one cut-out, 1220 x 550 mm | 1220 x 550 mm | LC4874 |
| Vanity unit wall-mounted 2 drawers, 2 pull-out compartments, 1 console with one cut-out, 1420 x 550 mm | 1420 x 550 mm | LC4875 |
| Vanity unit wall-mounted 2 drawers, 2 pull-out compartments, 1 console with one cut-out, 1220 x 550 mm | 1220 x 550 mm | LC4876 |
| Vanity unit wall-mounted 2 drawers, 2 pull-out compartments, 1 console with one cut-out, 1420 x 550 mm | 1420 x 550 mm | LC4877 |
| Recommended faucets | | |
| Single lever basin mixer for concealed installation normal spray, ceramic cartridge, aerator adjustable, connection type: basic set for concealed installation, includes: visible parts, recommended operating pressure 1 - 5 bar, Projection 174 mm, | | C11070003 |
| Single lever basin mixer for concealed installation normal spray, ceramic cartridge, aerator adjustable, connection type: basic set for concealed installation, includes: visible parts, recommended operating pressure 1 - 5 bar, Projection 225 mm, | | C11070004 |

All drawings contain the necessary measurements which are subject to standard tolerances. They are stated in mm and are non-binding. Exact measurements, in particular for customised installation scenarios, can only be taken from the finished ceramic piece.