

Air Conditioners
and Heat Pumps



Technology and precise engineering
deliver lasting performance.

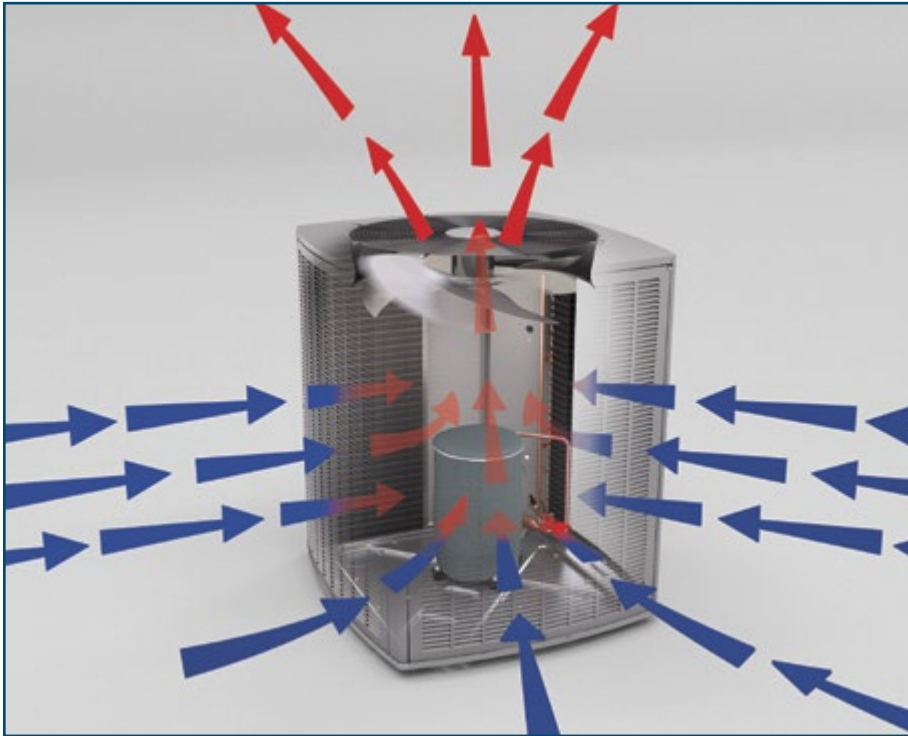


ARMSTRONG
AIR

ARMSTRONG
AIR®
The Professional's Choice

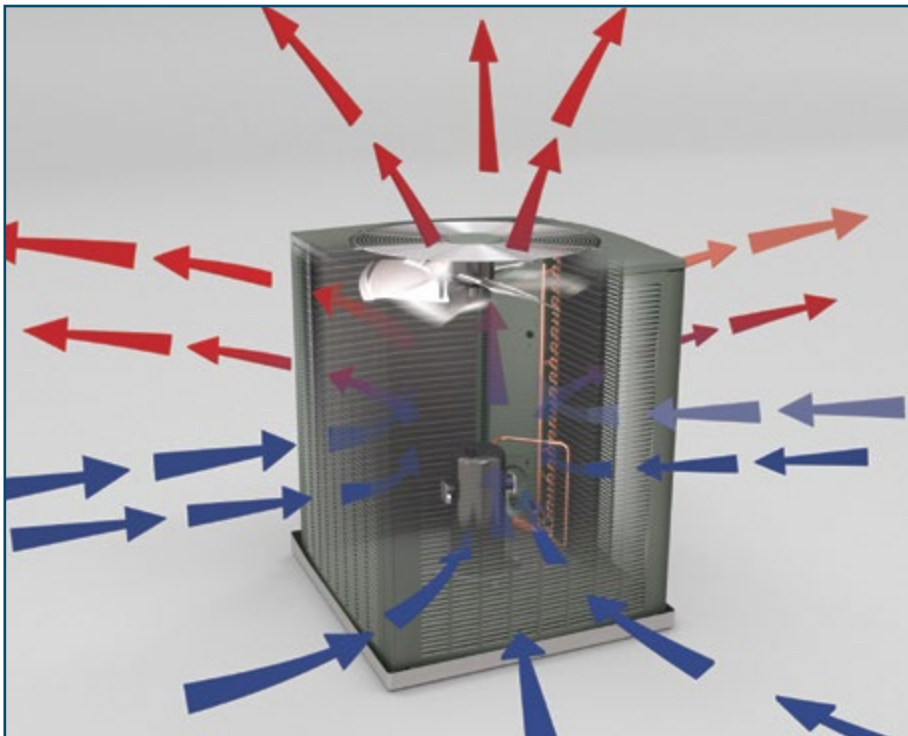
Armstrong Air™ cooling products with MHT™ Technology.

Armstrong Air's constant pursuit of more advanced heating and cooling technology has led us to a new design known as MHT™ Technology. Using a combination of four new advances—a Venturi fan system, rifled tubing, lanced fin stock and Clean Sweep defrost*—products with MHT Technology are able to transfer heat more efficiently and effectively.



Venturi fan system

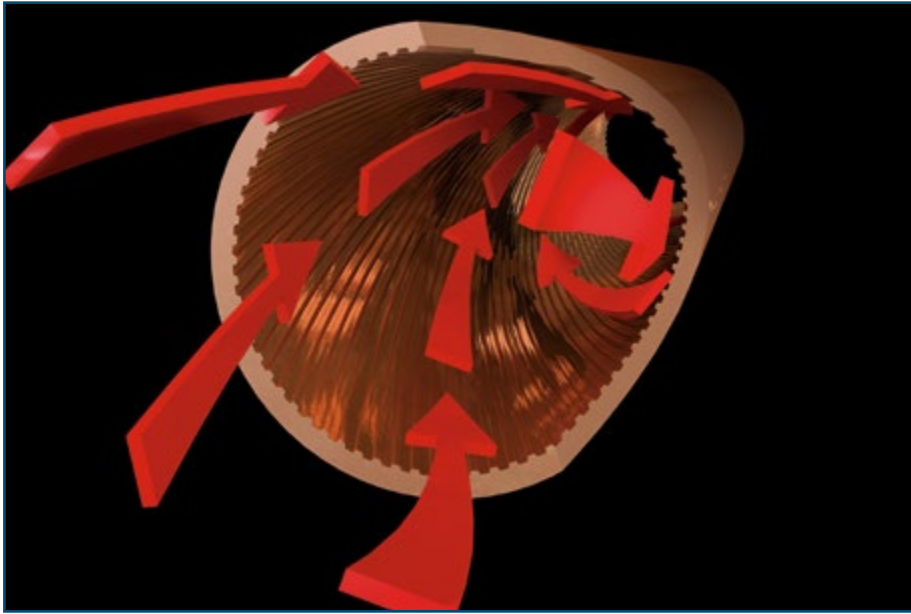
A specially designed fan shroud reduces turbulence at the fan blade tips, directing air through the unit in a smooth, steady stream. This allows the unit to pull more air evenly over the entire coil surface and improve the unit's efficiency.



No Venturi shroud

Without the fan shroud, air is allowed to spin off at the tips of the blades, pushing air out of the coil's top section, reducing the amount of surface area for heat transfer.

*Heat pump only



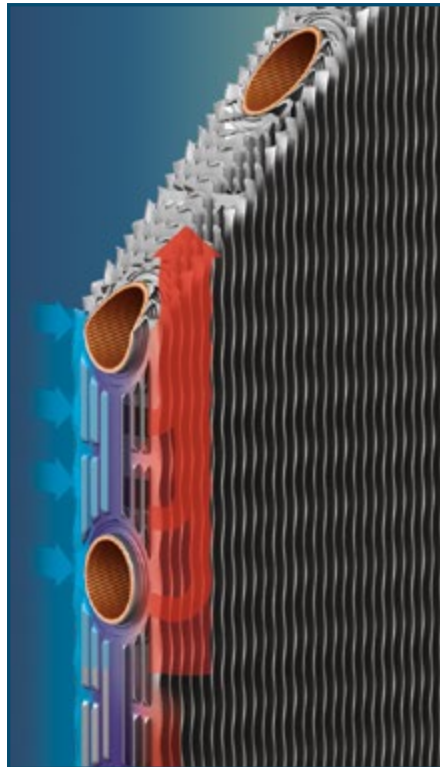
Rifled tubing

The rifled tubing found in Armstrong Air coils accelerates the refrigerant toward the walls of the coil tubing. Since more refrigerant is allowed to contact the metal of the tube as it flows, the refrigerant can transfer more of the heat it's carrying out into the atmosphere.



Clean Sweep defrost*

By starting the defrost cycle at the bottom of the coil, and routing hot gas from the bottom up, units with MHT Technology have a more thorough defrost cycle. This will reduce the number of defrost cycles necessary, while also keeping bottom drainage holes free of frost.




Lanced fin stock

Heat transfer is all about surface contact. The lanced fins used in MHT Technology allow more air to come into contact against more surface edges, permitting greater heat transfer over time.


Precision Service™ Technology

When completing service calls, time is money. The faster and more conveniently you can finish the job, the sooner you're on to the next. Armstrong Air™ cooling equipment is full of features designed to save time and effort on your part, increasing your profitability.



High and low pressure switch replacement
Brazing takes great time and care to do properly. To speed up the process of pressure switch replacement, both high and low switches feature threaded connections that require no brazing.


Schrader core
At the center of all pressure connections, you'll find a Schrader core. By holding the charge inside, this core eliminates the need for system evacuation and recharging, saving time during pressure switch replacement.



4SHP20LX model shown

Ease of Installation

To help make every installation faster and more convenient, Armstrong Air has designed several helpful additions into our cooling products. So you'll spend less time on installation sites, and get the job done right every time.



Corner valve placement
Mounting valves on the corner and raising them off the ground makes brazing more convenient, while greatly reducing the chance of the torch flame burning the unit.



Footprint
For simplified installation, all Armstrong Air cooling units have the same footprint and distance, so the base pad does not need to be replaced when a new unit is installed.

Angled valves
Angling the valves at 45 degrees not only facilitates gauge port access, but it also simplifies evacuation and charging.



Simplified fan removal*
To speed up service, the fan and motor disconnect quickly and easily and stow out of your way.



Control board
Armstrong Air takes the guesswork out of diagnostics by creating a control board with fault code LEDs. For quick reference, all possible fault codes are printed on the inside of the control cover. In addition, customers can maximize the management, efficiency and control of their Armstrong Air Pro Series air conditioners and heat pumps by incorporating a Comfort Sync™ thermostat into their HVAC system.**



Fewer screws
Securing access panels with only two screws simplifies service and coil cleaning.

Four-way access panels
It's easier to do the job when you have plenty of room to move and see what you're doing. Armstrong Air cooling units include removable panels on all four sides that are attached to corner posts, giving you more light and more room to work. Allowing access to all four sides also makes coil cleaning simpler and more effective.

*13 and 14 SEER models
**Comfort Sync thermostats are only compatible with select models


Superior Construction and Quality

Throughout every piece of Armstrong Air™ cooling equipment, you'll find smart touches designed to reduce wear, increase life and boost reliability over time. So your customers are getting a solid investment for their money.



Motor conduit bushing

The wiring going to the fan motor passes through a sealed bushing, eliminating the chance of moisture intrusion into the motor and protecting wires from the elements.



"T" design fan blades

Armstrong Air fan blades use a "T" design that helps preserve blade shape during normal rotation. This reduces noise levels and preserves airflow.



Omniguard™ Coils

Omniguard™ Total Corrosion Protection Technology combines advanced materials with a proven design to deliver a coil with enhanced corrosion resistance and maximum heat transfer capabilities. Omniguard coils provide improved protection against indoor corrosive elements—like aerosols, cleaners and paint fumes—and outdoor corrosives, such as salt air, acid rain and pesticides. Easy to clean with just water, Omniguard is a tube-and-fin coil with copper connections, so it requires no new installation or cleaning skills to be learned.





Sleeved distribution lines

Soft metals like copper are susceptible to scuffing and abrasion over time, which can lead to refrigerant leaks. Armstrong Air distributor tube assemblies come from the factory with tough protective sleeves to guard against contact and damage.




5/16" tubing

Armstrong Air's use of 5/16" tubing makes the refrigerant flow less susceptible to restrictions from brazing, preserving performance.


Fewer brazed joints

The greater the number of brazed joints in a coil, the greater the possibility of a leak developing. By using fewer brazed joints, Armstrong Air creates a coil with greater integrity and leak resistance.



Sealed contactor with lugs

Allows for secure connections and prevents the nuisance of insects shorting out the contactor.



Compressor protection

High and low refrigerant pressures can cause serious damage to the compressor. Armstrong Air cooling units feature pressure switches that protect the compressor from refrigerant pressure extremes.



Brass-to-brass connections

The use of many brass-to-brass connections throughout the refrigerant circuit helps guard against compressor damage and refrigerant loss. Brass-to-brass connections create a superior seal without the use of O-rings, and allow tighter cap torque.

NOTE: The images above containing copper coils are photo references for the following products and do not feature Omniguard: 4SCU13LE, 4SCU13LB, 4SCU16LS, 4SCU20LX, 4SHP16LS and 4SHP20LX.

Cooling equipment with the features HVAC dealers appreciate.

EASE OF SERVICE

Quicker, more convenient access, threaded connections and other smart touches help you finish the job in less time and move on to your next opportunity.

EASE OF INSTALLATION

Intelligent component placement and a smaller footprint make your installations simpler, faster and more convenient.

You can further simplify installation with the advanced Comfort Sync® programmable thermostat, available for every 20 and 16 SEER air conditioner and heat pump. These communicating-enabled models feature four-wire connection, auto-setup and commissioning, real-time email notifications and automatic software updates.



CRAFTSMANSHIP

From sleeved distributor tubes to sealed contactors with lugs to MHT™ Technology, every piece of Armstrong Air™ equipment is a testament to our belief in a better design.

COMMITMENT

Armstrong Air equipment is designed to last and backed by robust warranties that give your customers peace of mind. Take a look inside and out, and you'll see that we believe in long-term satisfaction.

A DISTINCT ADVANTAGE

Armstrong Air ProSeries™ equipment helps build your reputation as a trusted professional who has the right solution for every customer—even those who demand more. Because when you recommend the ProSeries™ to your customers, you're helping them create their ideal environment, their way—an environment with more personalized control, efficiency, performance and air quality.

Armstrong Air™ cooling products. The reliable, technologically advanced choice of professionals nationwide.

When you make the decision to sell Armstrong Air, you're choosing to offer a product that offers customers advanced cooling technology, excellent performance and consistent efficiency. But you're also choosing a product designed with you in mind, full of features that simplify every service call and installation. That's why day after day, in city after city, **Armstrong Air remains THE PROFESSIONAL'S CHOICE.**



**ARMSTRONG
AIR**
The Professional's Choice

Due to our policy of continuous improvement, specifications are subject to change without notice.

Printed in U.S.A.
©2018 Allied Air Enterprises LLC,
a Lennox International Inc. Company
Form No. AACM-400 (10/18) PC90755



Proper sizing and installation of equipment is critical to achieve optimal performance. Split system air conditioners and heat pumps must be matched with appropriate coil components to meet ENERGY STAR criteria. Ask your contractor for details or visit www.energystar.gov.

