

Z-SERIES™

DESIGNED TO FIT. FAST.

COMMERCIAL PACKAGED ROOFTOP UNITS
3- TO 12.5-TON ZC/ZG/ZH MODELS

UP TO 14.0 SEER
UP TO 11.7 EER
AND 15.0 IEER



ALLIED™
Commercial

DESIGNED TO FIT. FAST.™

The Z-Series™ delivers both value and flexibility, with proven performance. Available in 3- to 12.5-ton gas/electric, electric/electric and up to 10-ton heat pump models, Z-Series rooftop units are compatible with many replacement jobs and fit one of today's most popular curb sizes. And best of all, it is available when you need it.

Z-SERIES AT A GLANCE:

3- to 12.5-ton gas/electric, electric/electric and 3- to 10-ton heat pump models available

Save up to \$1,500 on replacement jobs*

Exact charge is weighed in at the factory to ensure precise operation

Lightweight design with Eco-Last™ coil system

Compatible with popular curb size, eliminating need for adaptor curb

EFFICIENCY RATING

Up to 14.0 SEER, up to 11.7 EER and 15.0 IEER

WARRANTY

10-YEAR LIMITED WARRANTY on aluminized gas heat exchanger

5-YEAR LIMITED WARRANTY on compressor

3-YEAR LIMITED WARRANTY on Eco-Last™ coil system

1-YEAR LIMITED WARRANTY on covered components

See warranty certificate for actual details.

RIGHT-NOW AVAILABILITY

Get the performance you want, when you need it. Allied Commercial™ partners with wholesale distributors throughout the U.S. and Canada, giving you the local support and availability you need.

RIGHT-FIT COMPATIBILITY

The Z-Series rooftop units feature the most popular footprint in the commercial industry, which eliminates the need for an adaptor curb in many replacement jobs, and allows installers to utilize existing utility connections. This means easier installation and savings of up to \$1,500 on the total job cost.* In addition, the Z-Series units are lighter than other units in its class, which not only makes the units easier to lift and move, but also eliminates additional structural engineering costs.**

FACTORY TESTED. FIELD READY.

Z-Series rooftop units are constructed from proven materials, and undergo thorough component inspection, including a 200-point quality check and a rigorous run-testing regimen before leaving the factory. Units arrive at the job site having been charged to exact specifications in a clean, controlled environment. As a result, you can count on Z-Series rooftop units to provide years of solid, trouble-free operation.

To check availability near you, contact your local Allied Commercial distributor.



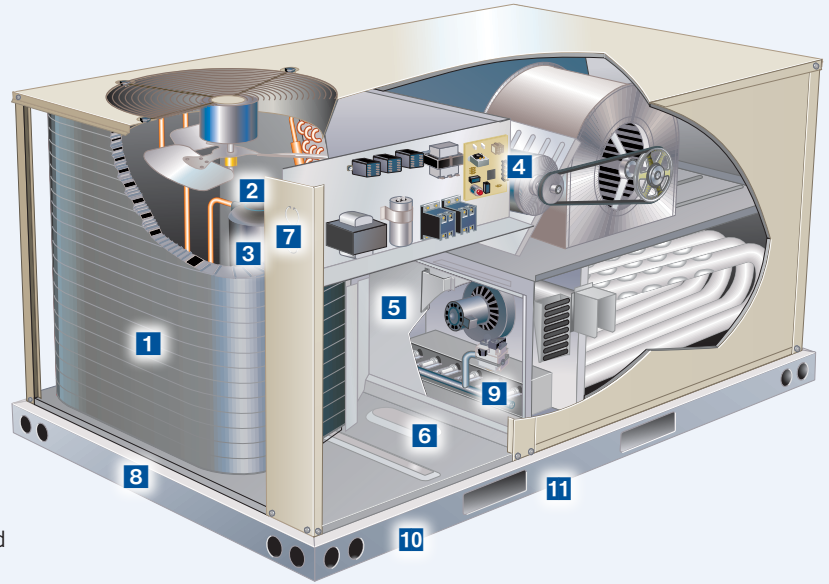
*\$1,500 savings is calculated in replacement jobs where the Z-Series unit matches the footprint using a price of \$750 for a curb and \$750 to move electrical and plumbing connections.

**Comparison is based on a 5-ton gas/electric model versus other 5-ton gas/electric models.

Z-SERIES

PROVEN COMPONENTS BUILT FOR PERFORMANCE

- 1 ECO-LAST™ COIL SYSTEM**—Uses up to 52% less refrigerant and is up to 59% lighter than regular rooftop coils¹
- 2 HIGH-PRESSURE SWITCH**—Improves reliability by safeguarding compressor from extreme operating conditions.
- 3 SCROLL COMPRESSOR**—Standard on all units for reliable long-term operation.
- 4 SMART TECHNOLOGY**—Single-Zone VAV (Variable Air Volume) supply fan achieves a higher level of energy savings and comfort control with blower speed modulation. (standard on 6- to 12.5-ton models).
- 5 BURNER COMPARTMENT**—Enclosed burner compartment provides protection from unwanted moisture that can lead to premature corrosion and provides easy access to all gas components.
- 6 POWER ENTRY**—Electrical lines can be brought through the unit base or horizontal access knock-outs for easy installation.
- 7 ELECTRICAL CONNECTIONS**— Match existing connections on many popular units, making replacement easier.
- 8 UNIT FOOTPRINT**—Compatible with 20+ years of existing units, eliminating the cost of an adaptor curb in many replacement jobs.
- 9 ADDITIONAL GAS HEATING TUBES**— Allow lower temperatures per burn for increased reliability
- 10 FULL-PERIMETER BASE RAIL**— Provides structural integrity, making the unit easier to handle when rigging and transporting.
- 11 FORK SLOTS**— Located on three sides, make it easy to pick up and transport units from almost any angle.



Tool-less Filter Access (not shown)- Filter replacement is simplified during routine maintenance

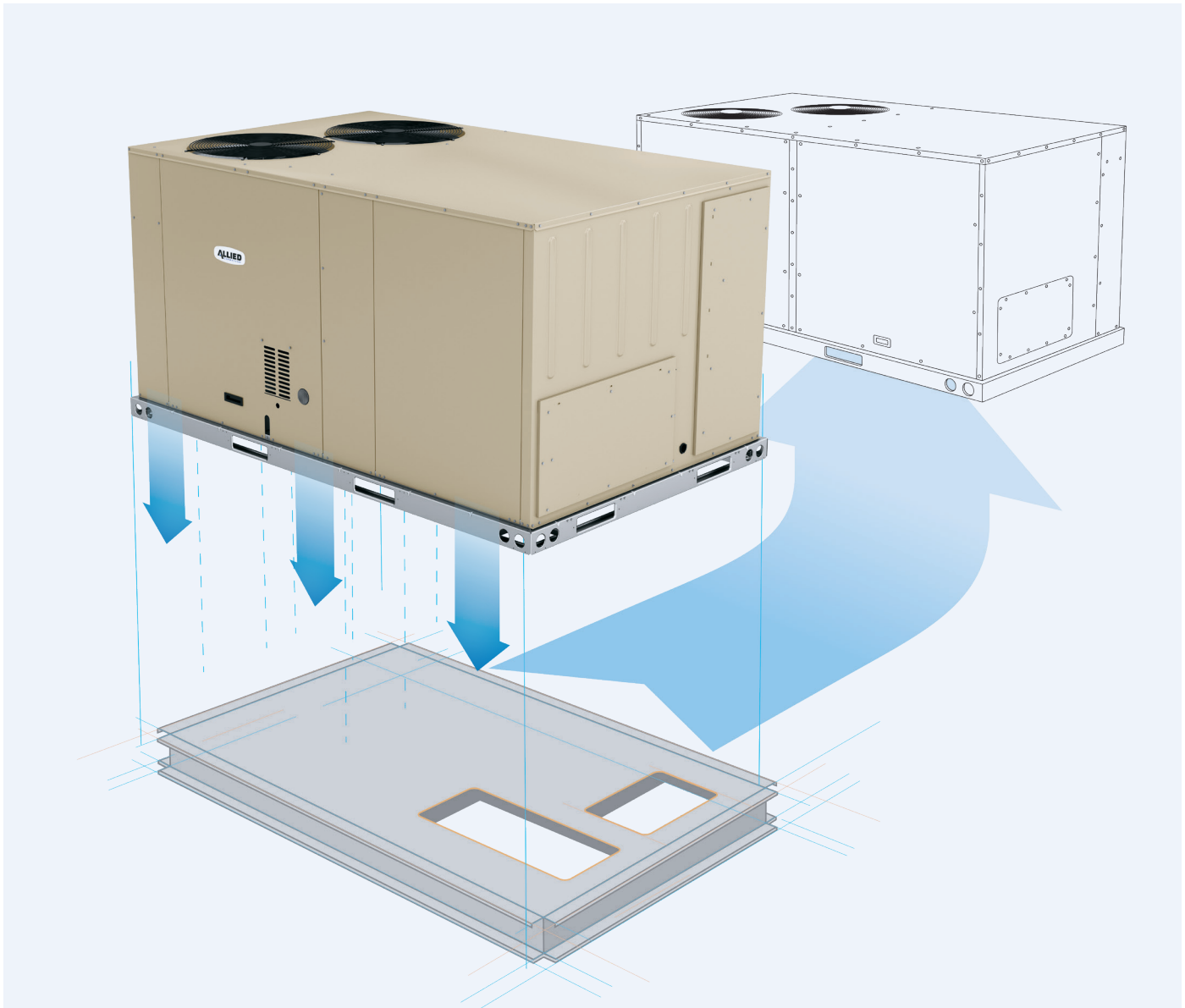
	NOM TON.	MODEL	COOLING DATA		HEATING INPUT					PHYSICAL DATA	
			EER (EER2*)	SEER (SEER2*) OR IEER	STD.	MED.	HIGH			DIMENSIONS H X W X L (IN.)	SHIP WT. [LBS.]
GAS/ELECTRIC UNITS	3	ZGB036S4B/E	11.7 (10.6)	14.0 (13.4)	65	108	–			37 x 48 x 76	529
	4	ZGB048S4B/E	11.0 (10.6)	14.0 (13.4)	65	108	150			37 x 48 x 76	538
	5	ZGB060S4B/E	11.0 (10.6)	14.0 (13.4)	65	108	150			45 x 48 x 76	597
	6	ZGB074S4T	11.0	15.0	65	108	150			45 x 48 x 76	645
	7.5	ZGC092S4M	11.0	14.6	130	180	240			49 x 61 x 96	1,007
	8.5	ZGC102S4M	11.0	14.6	130	180	240			49 x 61 x 96	1,007
	10	ZGC120S4M	11.0	14.6	130	180	240			49 x 61 x 96	1,047
	12.5	ZGC150S4M	10.8	14.0	130	180	240			49 x 61 x 96	1,137
KW RANGE*											
ELECTRIC/ELECTRIC UNITS	3	ZCB036S4B	11.7 (10.6)	14.0 (13.4)	5	7.5	10	15	–	37 x 48 x 76	479
	4	ZCB048S4B	11.2 (10.6)	14.0 (13.4)	5	7.5	10	15	22.5	37 x 48 x 76	488
	5	ZCB060S4B	11.2 (10.6)	14.0 (13.4)	5	7.5	10	15	22.5	45 x 48 x 76	573
	6	ZCB074S4T	11.2	15.0	7.5	10	15	22.5	30	45 x 48 x 76	573
	7.5	ZCC092S4M	11.2	14.8	7.5	15	22.5	30	45	49 x 61 x 96	959
	8.5	ZCC102S4M	11.2	14.8	7.5	15	22.5	30	45	49 x 61 x 96	959
	10	ZCC120S4M	11.2	14.8	15	22.5	30	45	60	49 x 61 x 96	999
	12.5	ZCC150S4M	11.0	14.2	15	22.5	30	45	60	49 x 61 x 96	1,089
HEAT PUMP UNITS					HSPF (HSPF2*)	47 CAP.	COP 47	17 CAP.	COP 17		
	3	ZHB036S4B	11.4 (10.6)	14.0 (13.4)	8.0 (6.7)	34,200	3.5	20,000	2.2	45 x 48 x 76	585
	4	ZHB048S4B	11.2 (10.6)	14.0 (13.4)	8.0 (6.7)	45,000	3.5	26,100	2.2	45 x 48 x 76	590
	5	ZHB060S4B	11.2 (10.6)	14.0 (13.4)	8.0 (6.7)	55,000	3.6	32,500	2.25	45 x 48 x 76	615
	7.5	ZHC092S4M	11.0	14.1	-	89,000	3.4	53,000	2.25	49 x 61 x 96	1,153
	8.5	ZHC102S4M	11.0	14.1	-	100,000	3.4	55,000	2.25	49 x 61 x 96	1,153
	10	ZHC120S4M	10.7	14.1	-	116,000	3.4	70,000	2.25	49 x 61 x 96	1,211

NOTE: Due to Allied Commercial's ongoing commitment to quality, all specifications, ratings and dimensions are subject to change.

*Single phase equipment only

THE ALLIED COMMERCIAL™ Z-SERIES™ SAVES TIME AND MONEY ON EVERY INSTALL. AND THAT'S JUST THE BEGINNING.

When we set out to build the Z-Series, we had a few simple goals in mind. It had to be compatible with the most popular curb sizes in the industry. It had to be easy to install, with matching utility connections. And it had to live up to the Allied Commercial reputation for quality. Take a closer look at the design and you'll see why the Z-Series has exceeded our expectations.



The footprint that fits.

Few things can affect the time, effort and money involved in a job like curb compatibility. When a rooftop unit can install without replacing the adapter curb, and when utility connections don't have to be rerouted, the savings add up. And best of all, the lack of an adapter curb not only saves customers an average of \$1,500 in installation costs,* it also makes contractors more competitive in the bidding process.

*\$1,500 savings is calculated in replacement jobs where the Z-Series unit matches the footprint using a price of \$750 for a curb and \$750 to move electrical and plumbing connections.

EASY COMPONENT ACCESS TAKES THE HASSLE OUT OF SERVICE.



Smarter filter access design

Because filter replacements are a part of routine maintenance procedures, the Z-Series offers simplified filter access that requires no tools. Furthermore, the Z-Series uses four filters instead of two, making each one easier to install without bending.



Hinged compressor access panels

For simplified service, maintenance and diagnosis, the Z-Series was designed with an easy-access panel around the compressor. The panel is hinged, allowing it to cover the access opening when gauges are connected. This gives a more accurate representation of airflow and reading of refrigerant charge.



Slide-out Burner compartment Panel


Provides easy and immediate access to the entire burner assembly, greatly simplifying maintenance and cleaning.

THOUGHTFUL CONSTRUCTION MEANS SERIOUS RELIABILITY.




Isolated burner compartment

By placing the burner assembly in its own isolated compartment, it is protected from moisture that could otherwise enter from the outdoor coil area. This greatly reduces the risk of corrosion and rust on the burner and heat exchanger assembly.



Belt drive with metal blower pulley

A proven, durable design that will last for the life of the unit and allow for job site CFM adjustments if needed.



Control Protection

A protective wall keeps electronic components safe from damage due to debris and broken drive belts.




Alignment Guides

L-brackets on the base of the unit speed up installation by providing a guide to set the unit on the existing curb.



THE ECO-LAST™ COIL SYSTEM

The Allied Commercial™ Z-Series™ includes an impressive piece of technology known as the Eco-Last Coil System, an all-aluminum coil with numerous advantages that's designed to last.



1 ALL-ALUMINUM CONSTRUCTION— Since it's made of aluminum without any copper components, the Eco-Last coil is 59% lighter than conventional coils and is immune to the formicary corrosion that can result when two different metals come into contact. This makes the Eco-Last coil even more resistant to leaks.




4 COIL STABILIZERS—Securing the coil in place helps prevent movement during shipping to avoid damage.




2 COIL MOUNTING ISOLATORS— Less metal-on-metal contact means a greatly reduced chance of leaks and risk of corrosion.



5 ENHANCED COIL PROTECTION— Over-core reinforcements help protect the Eco-Last Coil from weather and debris.



3 SHEET METAL ISOLATORS—Sheet metal isolators are placed along the top, bottom and sides of the coil and unit where needed, to further reduce points of potential corrosion.



6 FEWER BRAZED JOINTS—The Eco-Last Coil's construction uses up to 20% fewer brazed joints than conventional coils. Fewer joints mean a reduced chance of leaks over time, making the Eco-Last Coil even more reliable.

ENVIRONMENTALLY RESPONSIBLE—The Eco-Last Coil uses up to 52% less refrigerant than other coils, which can help it qualify for LEED points. Furthermore, aluminum construction and a single-row microchannel design mean the Eco-Last Coil can be cleaned with a hose and water, doing away with the need to carry acidic chemicals up to the roof.

WORRY-FREE WARRANTY—A full 3 years of protection for added peace of mind.

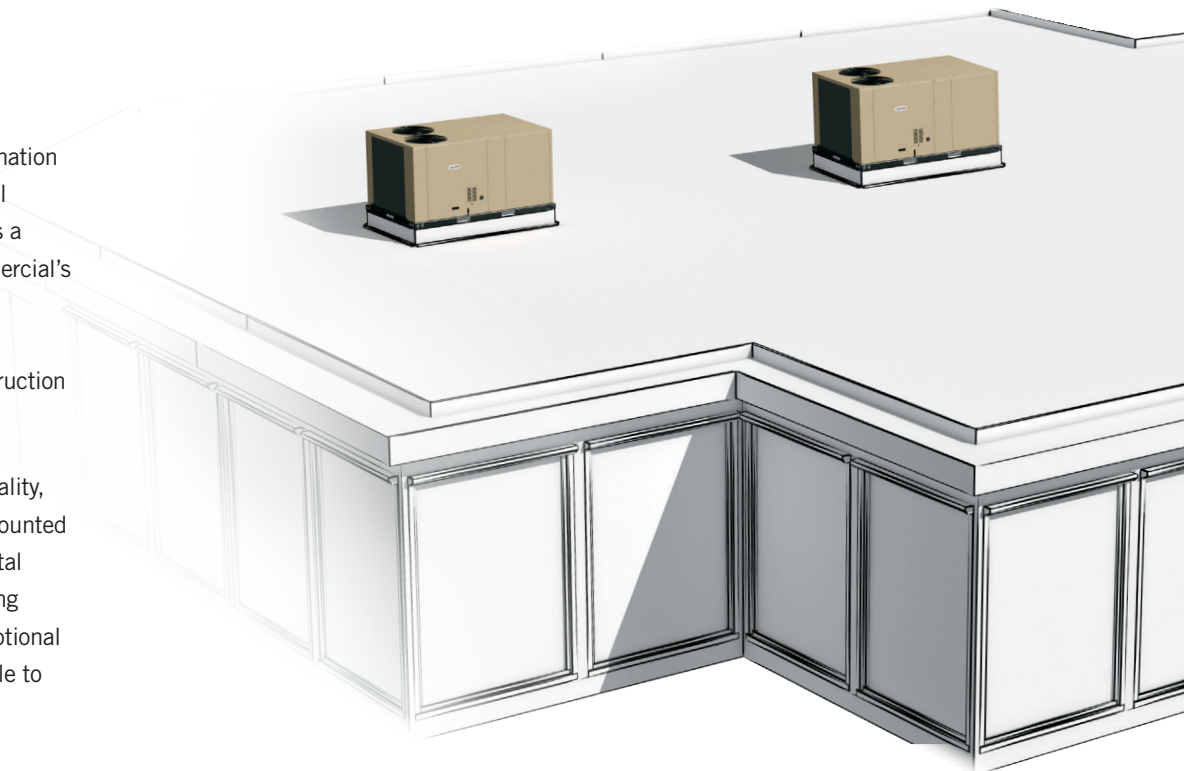
AVAILABLE ON GAS/ELECTRIC AND ELECTRIC/ELECTRIC MODELS ONLY.

SMART TECHNOLOGY ENHANCES CONTROL, COMMUNICATION AND EFFICIENCY.

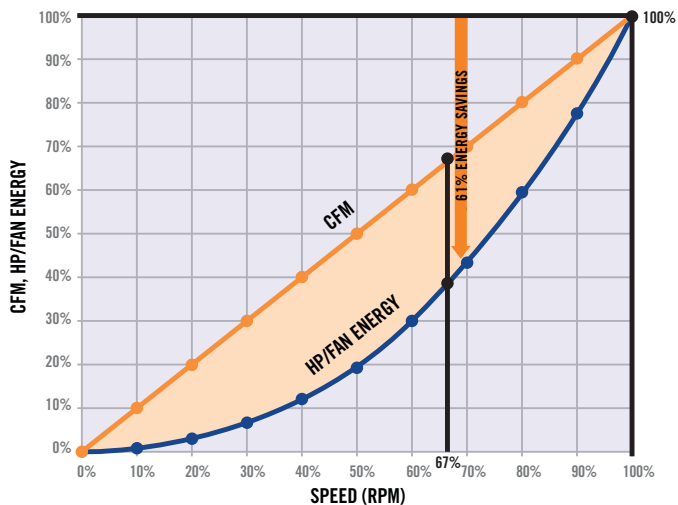
BACnet compatibility (7.5- to 12.5-ton)

The Allied Commercial Z-Series integrates perfectly into your automation system and control system with full BACnet compatibility. Available as a field-installed option, Allied Commercial's BACnet module is BACnet Testing Laboratory certified for seamless integration, whether it's new construction or replacement jobs.

Optional sensors increase functionality, and are available as simple wall-mounted sensors or fully programmable digital sensors that offer precise monitoring and simplified configuration. An optional discharge air sensor is also available to aid in monitoring and diagnostics.



VAV Blower Fan Curve



Single-Zone Vav™ (7.5- to 12.5-ton)

Savings on both energy and cost

Allied Commercial's Single-Zone VAV (Variable Air Volume) technology uses smart design to offer proven savings with every Z-Series packaged rooftop unit. By carefully coordinating fan speed with cooling demand, Single-Zone VAV reduces ownership costs by using up to 61% less energy than conventional packaged units.

Single-Zone VAV operates in two stages

- In the first stage, which is the most efficient, only one of the two refrigerant circuits is active, and the fan runs at 67% of its full capacity.
- In the second, more powerful stage, both refrigerant circuits are activated and the fan runs at full speed.

By alternating between these two stages based on cooling demand, Single-Zone VAV saves money and equipment wear over time.



Visit us at www.allied-commercial.com or contact us at 1-800-448-5872.

© 2022 Allied Air Enterprises LLC., a Lennox International Inc. Company



Litho U.S.A.