



Memoirs® Stately Comfort Height®

One-piece compact elongated chair height toilet

K-6428

Features

- One-piece toilets integrate the tank and bowl into a seamless, easy-to-clean design.
- Compact elongated bowl offers added comfort while occupying the same space as a round-front bowl.
- Comfort Height® feature offers chair-height seating that makes sitting down and standing up easier for most adults.
- 1.28 gpf (4.8 lpf).
- Skirted trapway simplifies cleaning.
- Left-hand Polished Chrome trip lever.
- Glenbury™ Quiet-Close™ seat with Grip-Tight allows seat to close quietly and quickly unlatch from the toilet for easy removal and convenient cleaning.
- Patented ReadyLock™ installation system is a simple solution for skirted toilets that saves time, hassle, and eliminates the need to drill into the floor for a standard 12" (305 mm) rough-in.
- Coordinates with other products in the Memoirs collection.

Technology

- Single-flush gravity uses the force of gravity and a precision-engineered tank, bowl, and trapway to create a strong siphon during flushing.
- AquaPiston® canister allows water to flow into the bowl from all sides (360 degrees), increasing the power and effectiveness of the flush.
- Flush valve's 3:2 ratio harnesses the natural force of gravity and optimizes flush performance.
- Durable canister design has 90% less exposed seal material than a 3" flapper for leak-free performance.
- Light-touch canister flush requires a lower actuation force than a flapper.

Installation

- Supply line sold separately.
- Standard 12" (305 mm) rough-in.
- 10" and 14" (254 mm and 356 mm) rough-in kits also available.

Water Conservation & Rebates

- Eligible for consumer rebates in some municipalities.

Recommended Products/Accessories

K-75796 Cachet® Nightlight Quiet-Close™ Elongated toilet seat
K-4108 C³®-230 Elongated cleansing toilet seat
K-5381 14" Rough-in Full Skirt Trap and Attachment System
K-5383 10" Rough-in Full Skirt Trap and Attachment System
K-9167-L Trip Lever
K-484 Trip Lever
1023457 Wax Ring/Hardware Kit



ADA

CSA B651

OBC

Codes/Standards










ASME A112.19.2/CSA B45.1
DOE - Energy Policy Act 1992
EPA WaterSense®
California Energy Commission (CEC)
ADA
ICC/ANSI A117.1
CSA B651
OBC

KOHLER® Toilets and Seats Limited Warranty

See website for detailed warranty information.

Available Colors/Finishes

Color tiles intended for reference only.

Color	Code	Description
	0	White
	96	Biscuit
	47	Almond
	NY	Dune
	95	Ice™ Grey
	G9	Sandbar
	K4	Cashmere
	58	Thunder™ Grey
	7	Black Black™

1-800-4KOHLER (1-800-456-4537)

Kohler Co. reserves the right to make revisions without notice to product specifications.

For the most current Specification Sheet, go to www.kohler.com.

THE BOLD LOOK
OF **KOHLER®**

