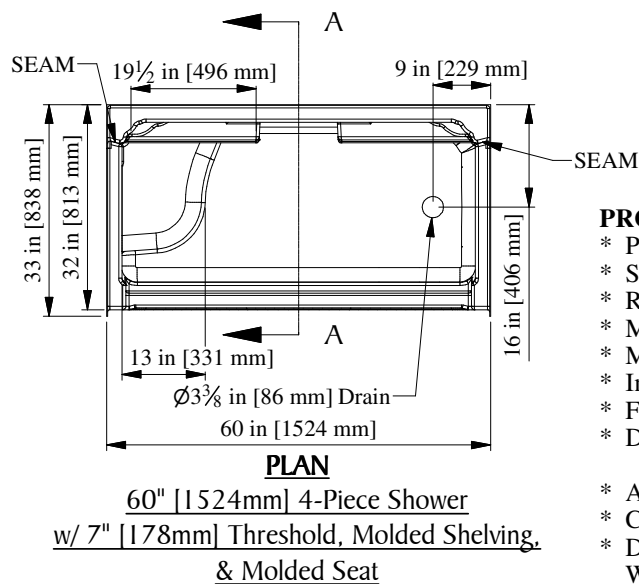
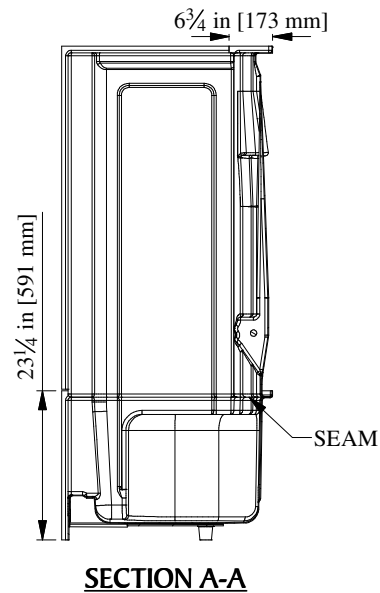
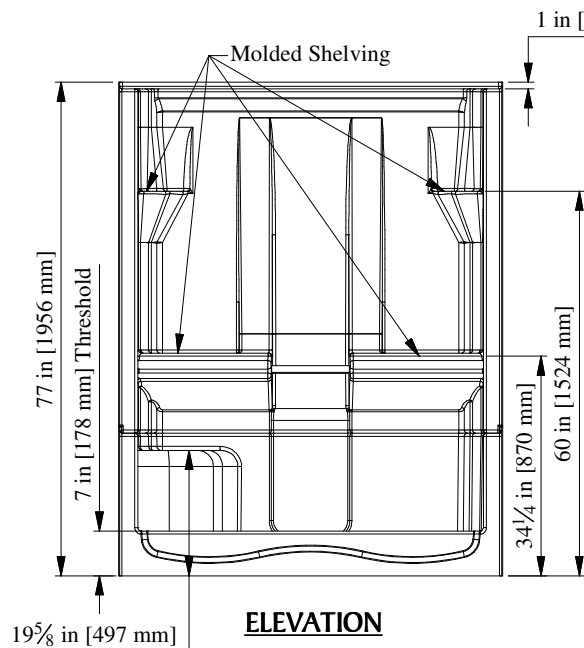


Quantum Series



PRODUCT SPECIFICATIONS:

- * Product complies with NAHB, HUD UM-73A, and ANSI-Z124.1.2.
- * Special installation instructions for this unit must be followed carefully.
- * Reinforced & slip resistant floor.
- * Molded shelving on back wall.
- * Molded seat approx. 13"W x 20"D x 16"H
- * Integral 1" [25mm] nailing flange.
- * Factory Drilled 1" [25mm] acrylic towel bar
- * Door Opening: W-53-3/4" [1365mm]
H-68" [1727mm]
- * All dimensions +/- 1/2" [12.8mm]
- * Clarion Bathware reserves the right to change design and/or dimensions.
- * Dimensions are the same for all other versions of this model.
Which include 4MS10LT/S or 4MS10RT/S

Right Hand Version (4S10RT/S) Shown

4S10LT/S or 4S10RT/S

60" [1524mm] 4-Piece Shower w/ 7" [177mm] Threshold, Left or Right Hand Drain, Molded Shelving, & Molded Seat

Clarion
BATHWARE
44 Amsler Ave.
Shippensburg, PA 16254

Phone: (814) 226-5374
Toll Free: (800) 576-9228
Fax: (814) 226-0730
www.clarionbathware.com

Signatures For Approval:

Customer: _____
Arch./Engr: _____

Date: _____

DWG. #
4S10LTS or RTS -CUT

Quote #: _____
Job Name: _____

By: NMH
Date: 4/26/2017