



Accord®
60-1/4" x 30" tile bath/shower
71140110



Features

- 15" (381 mm) apron.
- Pivot snap-together modular design.
- Tile look.
- Molded-in shelves.

Material

- Made from solid Vikrell® material for strength, durability, and lasting beauty.

Installation

- Alcove.
- Left drain.
- Caulk-free installation.

Recommended Products/Accessories

K-23726 Drain treatment
K-23733 Vikrell® cleaner

Included Components

Product consists of:

71144100 60" x 31-1/4" tile bath/shower wall set
71141110 60" x 30" bath w/ left drain



Codes/Standards



CSA B45.5/IAPMO Z124
ASTM E162
ASTM E662
HUD, UM Bulletin 73

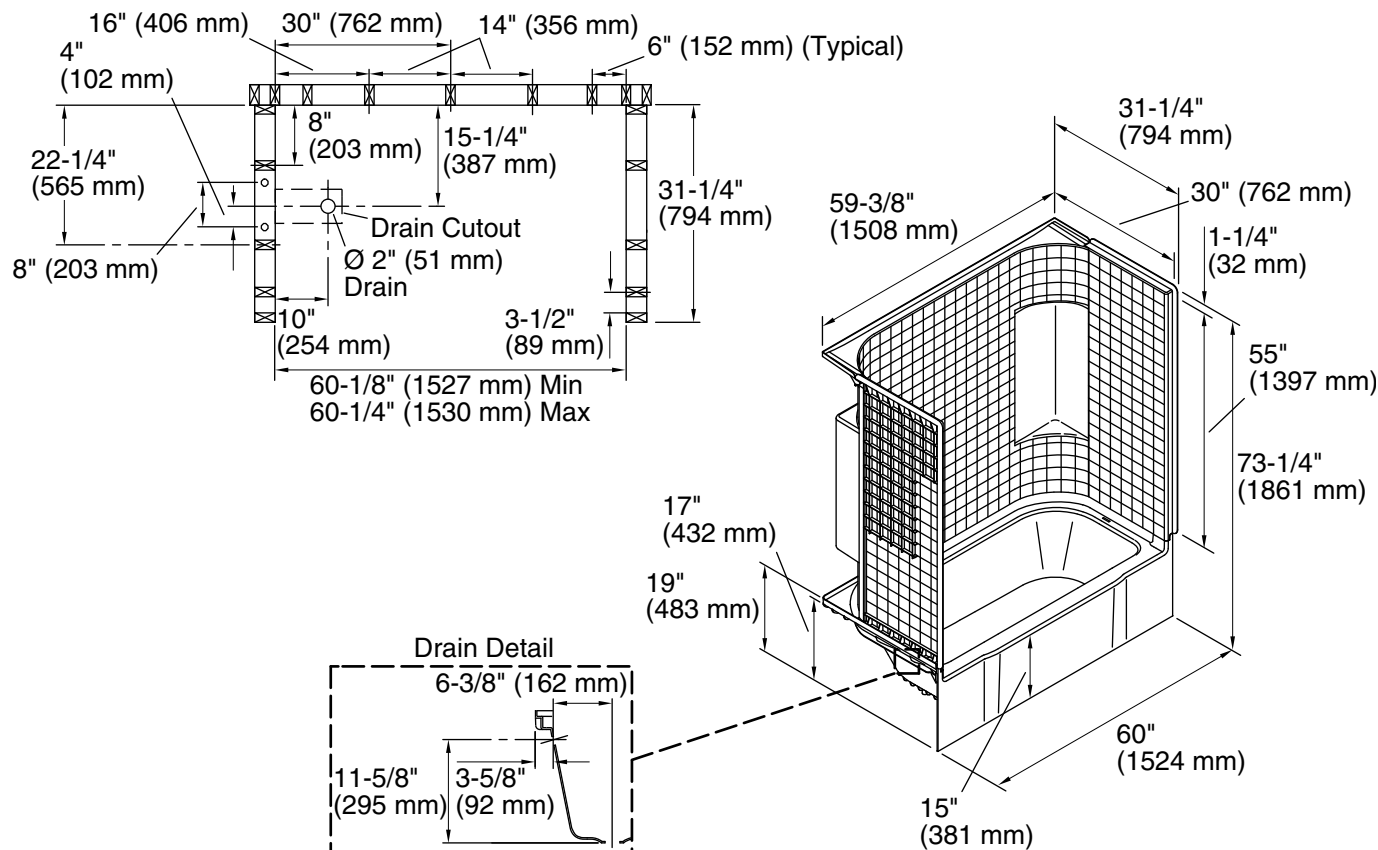
**Warranty – Bathing Fixtures (and)
Kitchen and Utility Sinks Made of
Solid Vikrell® Material**

See website for detailed warranty information.

Available Colors/Finishes

Color tiles intended for reference only.

Color	Code	Description
	0	White
	96	KOHLER Biscuit



Technical Information

All product dimensions are nominal.

Installation:	Three-wall alcove
Drain location:	Left
Basin area, bottom:	46-1/4" x 20-1/2" (1175 mm x 521 mm)
Basin area, top:	52-1/4" x 22-1/2" (1327 mm x 572 mm)
Water depth:	11" (279 mm)
Water capacity:	34 gal (128.7 L)
Maximum door height:	56-1/2" (1435 mm)
Maximum door width:	56-3/4" (1441 mm)

Notes

Install this product according to the installation instructions.

Product is designed to be used with a single-handle mixer valve with an escutcheon cover not to exceed 7-3/4" (197 mm) in width.

Studs should be positioned roughly as shown.

Double studding is recommended for pivot shower door installations.

Bath cannot be installed without the wall surround.

Width of back wall at the top transitions from 60" (1524 mm) at the front to 59-3/8" (1508 mm) in the back corners. Furring strips approximately 1/4" (6 mm) thick should be used at the back corner studs if drywall is to be installed over the nailing flange.