



Windham™

1.28 gpf toilet tank
402365

Features

- 1.28 gpf (4.8 lpf).
- Left-hand Polished Chrome trip lever.
- Combines with the 403017, 403217, or 403317 bowl to create a complete 402367, 402368, or 402369 Windham™ toilet.

Material

- Vitreous china.

Technology

- Pro Force® Plus flushing technology delivers greater flushing power than previous Pro Force® models.

Installation

- Three-bolt quick-connect installation.
- 14" (356 mm) rough-in.

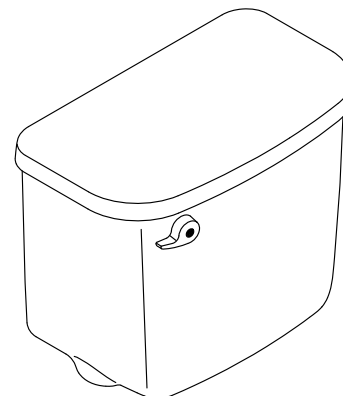
Recommended Products/Accessories

- 403017 Round-front toilet bowl
- 403217 Elongated toilet bowl
- 403317 Elongated chair height toilet bowl

Included Components

Additional Components:

- Hardware accessory pack
- Tank lid
- Trip lever



Codes/Standards



ASME A112.19.2/CSA B45.1

STERLING® Toilets and Toilet Seats Limited Warranty

See website for detailed warranty information.

Available Colors/Finishes

Color tiles intended for reference only.

Color	Code	Description
	0	White
	96	KOHLER Biscuit



Windham™
1.28 gpf toilet tank
402365

No image available.

This product is a component and not intended to be a standalone installation.

Technical Information

All product dimensions are nominal.

Toilet type: Two-piece, Bowl-mount

Waste Outlet: Floor

Flush type: Gravity siphon jet

Water Consumption

Full: 1.28 gpf (4.8 lpf)

Rough-in: 14" (356 mm)

Notes

Install this product according to the installation instructions.