

TS-6032R ABF / ANS09-FLD



60-INCH MODEL



TS-6032

Rough-In Dimensions

60" wide x 33-1/4" deep x 73-3/4" high (w/ 16-inch apron)

Finished Dimensions

60" wide x 32" deep x 72-1/2" high (w/ 16-inch apron)

Unit Features



- One - Piece Fiberglass Composite Construction
- Sanitary Grade Polyester Gelcoat Surface
- 2" Dia. Drain / RH or LH (see reverse side for location)
- 2-1/2" Dia. Overflow (see reverse side for location)
- Generous, Multi-Level Back Wall Shelving
- Accessory Shelf With Wash Cloth Rod
- Textured Floor Pattern
- 1/2-inch Balsa Wood Core Floor Structure

Special Notes

- Optional ABF Model (provides 3 Inches of drain clearance)
- Factory Applied Reinforcement Packages Available
- Factory Applied Bar Configurations Available
- Factory Applied ADA & ANSI Compliant Bar & Seat Packages Available
- UL Listed Whirlpool System Available

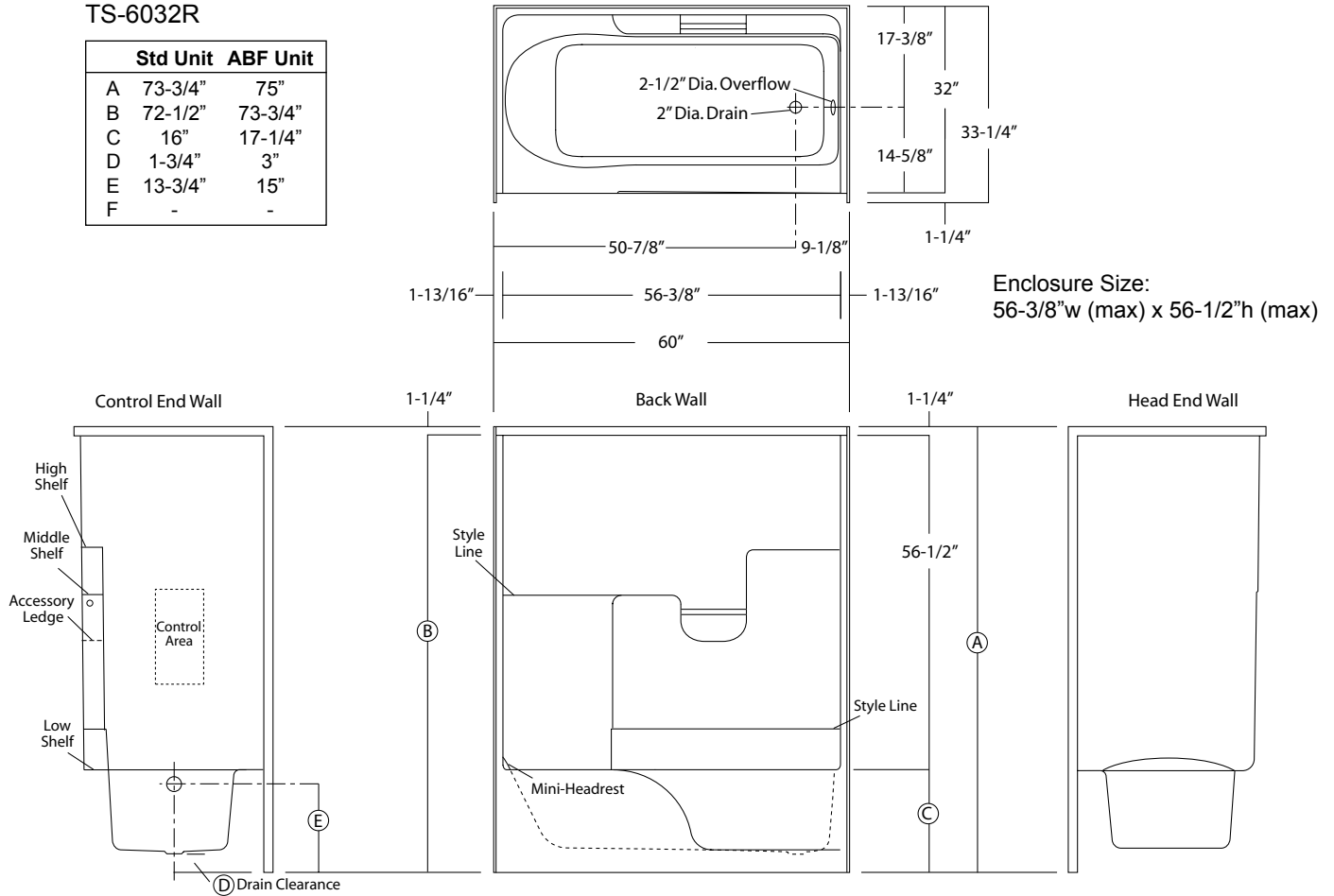
Order No.: TS-6032R (RH drain / 16" apron)  
 TS-6032L (LH drain / 16" apron)

TS-6032R ABF (RH drain / 17-1/4" apron)  
 TS-6032L ABF (LH drain / 17-1/4" apron)

60" x 32", one-piece gelcoated fiberglass tub/shower with 16" apron (1-3/4" drain clearance), multi-level back wall shelves, accessory shelf with acrylic wash cloth rod, and drain on end indicated.

### TS-6032R

	Std Unit	ABF Unit
A	73-3/4"	75"
B	72-1/2"	73-3/4"
C	16"	17-1/4"
D	1-3/4"	3"
E	13-3/4"	15"
F	-	-



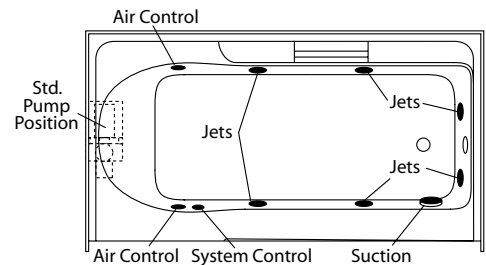
### Package Order No.: 6P (Builder System)

Package includes: 6-Adjustable jets, twin air injection controls, pneumatic on/off control, and 5.50 amp pump/motor.

Options: In-Line Heater (1\*) (order: ILH)  
 Ozone Generator (1\*) (order: OZG)  
 SS Shower Rod (1\*) (order: ADD/SHWR ROD-TS)

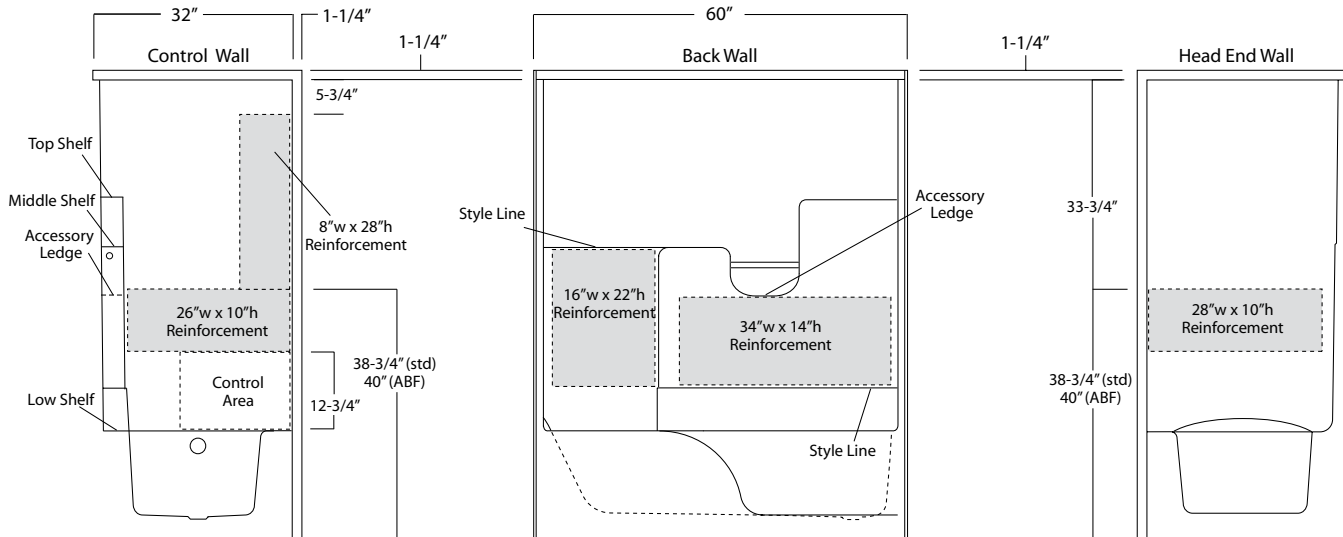
Notes: (1\*) Factory installed options  
 System available with component packages.

Sump Dimensions: 51" long x 20-1/2" wide x 13-1/2" deep  
 Sump Capacity: 38 gal. (unoccupied - to overflow)  
 Whirlpool Operating: 28 gal.



**Package Order No.: FH (Fair Housing wall reinforcement)**

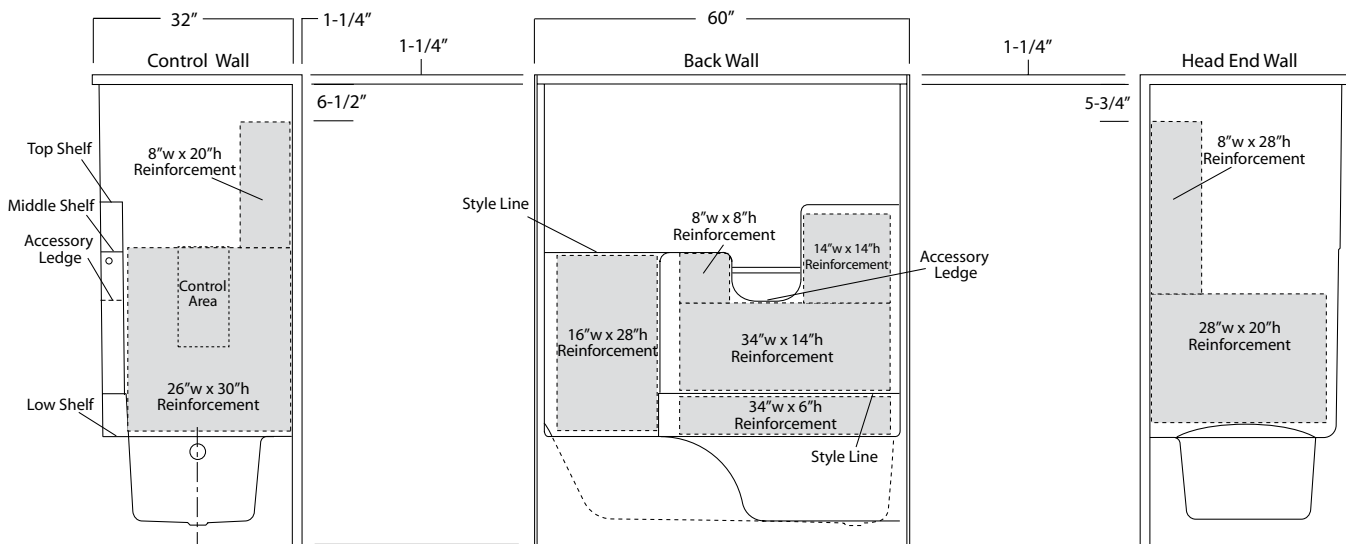
Package Includes: Factory applied, HUD-FHA compliant (Fair Housing), structurally reinforced wall areas (as shown) for the independent field application of bars.



**Package Order No.: 3SM (3-side, mid-level wall reinforcement)**

Package Includes: Factory applied, 3-side, mid-level, structurally reinforced wall areas (as shown), exceeding 'Fair Housing' (HUD/FHA) requirements, for independent field application of bars.

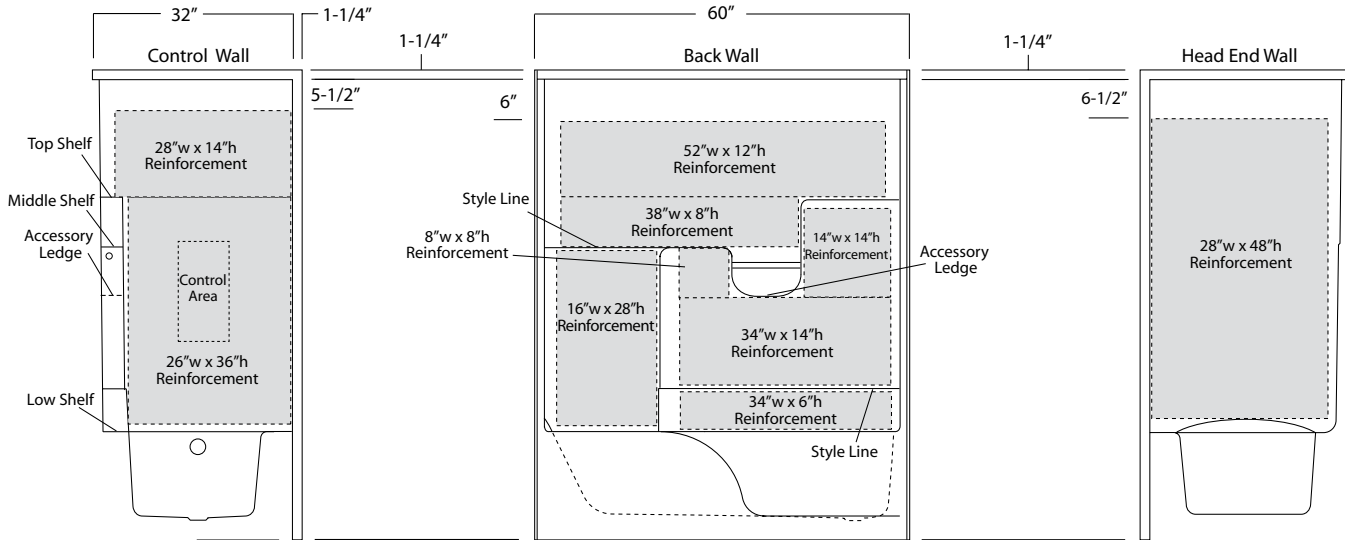
NOTE: Factory installed component packages available with listed reinforcement.



**Package Order No.: 3SF (3-side, full-wall reinforcement)**

Package Includes: Factory applied, 3-side, full-wrap, structurally reinforced wall areas (as shown), exceeding 'Fair Housing' (HUD/FHA) requirements, for the independent field application of bars.

NOTE: Factory installed component packages available with listed reinforcement.



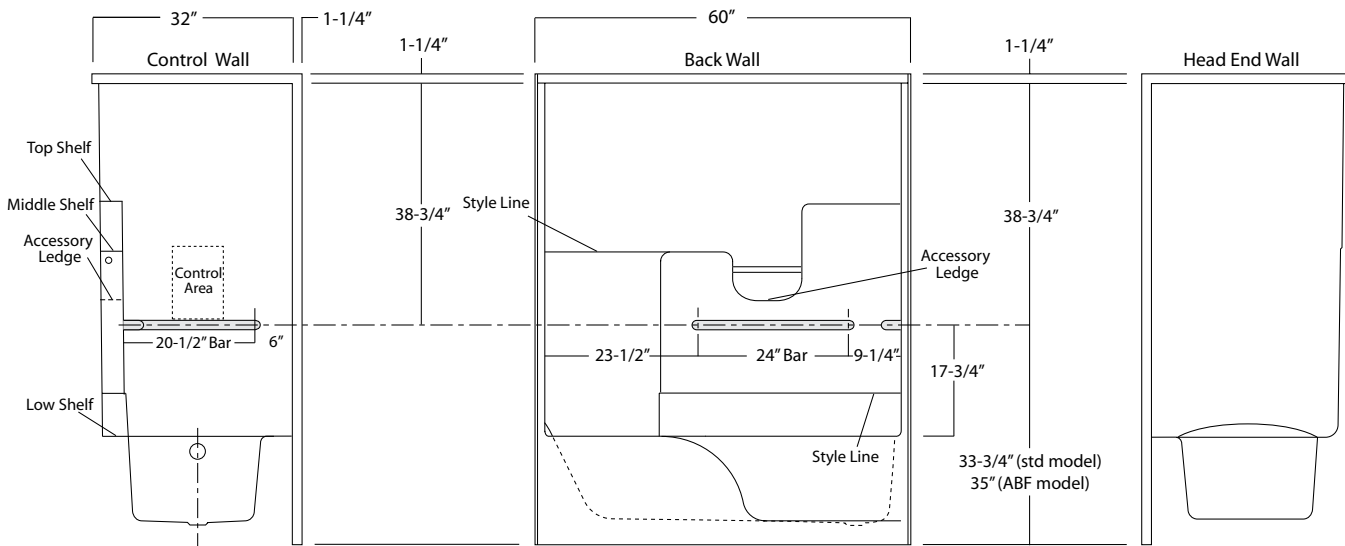
**Package Order No.: BP1-60 (2-bar only package)**

- Upgrade Package No.:** BP1-60 WHT (1-1/4" dia., white powder coat, 2-bar only package)
- BP1-60 OFW (1-1/4" dia., off-white powder coat, 2-bar only package)
- BP1-60 SNK (1-1/4" dia., satin nickel, 2-bar only package)

Package Includes: Factory installed, 1-1/2" dia. stainless steel, 2-bar package with basic reinforcement for components (as shown).

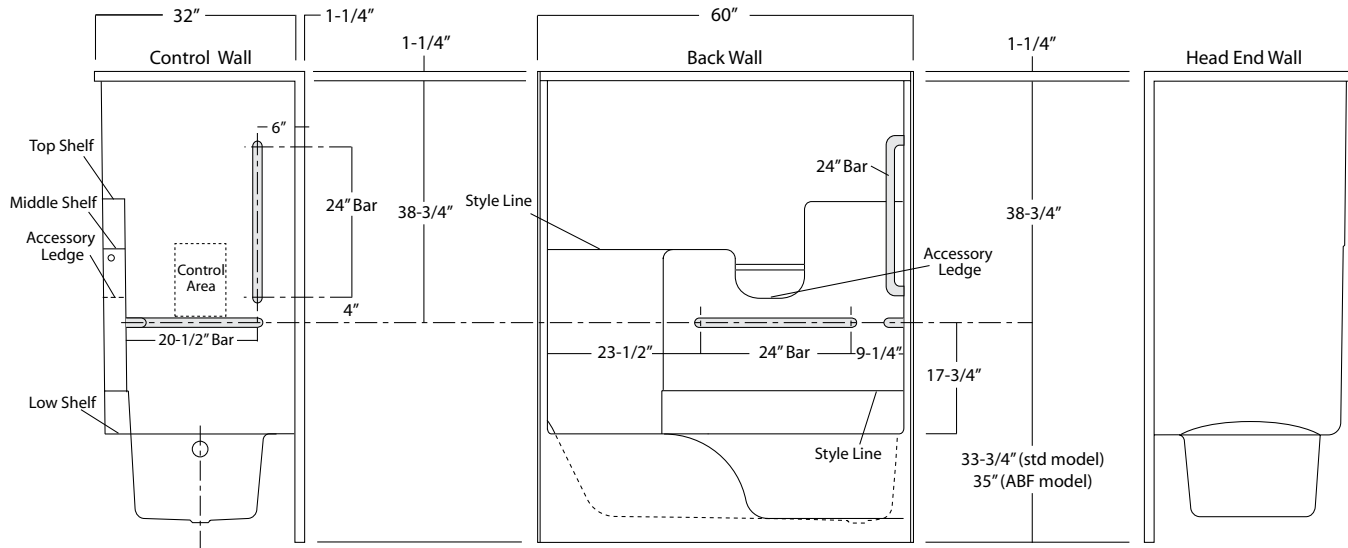
NOTE: Enhanced reinforcement available with listed component package.

NOTE: Positioning of factory installed components allow for the installation of a shower enclosure.



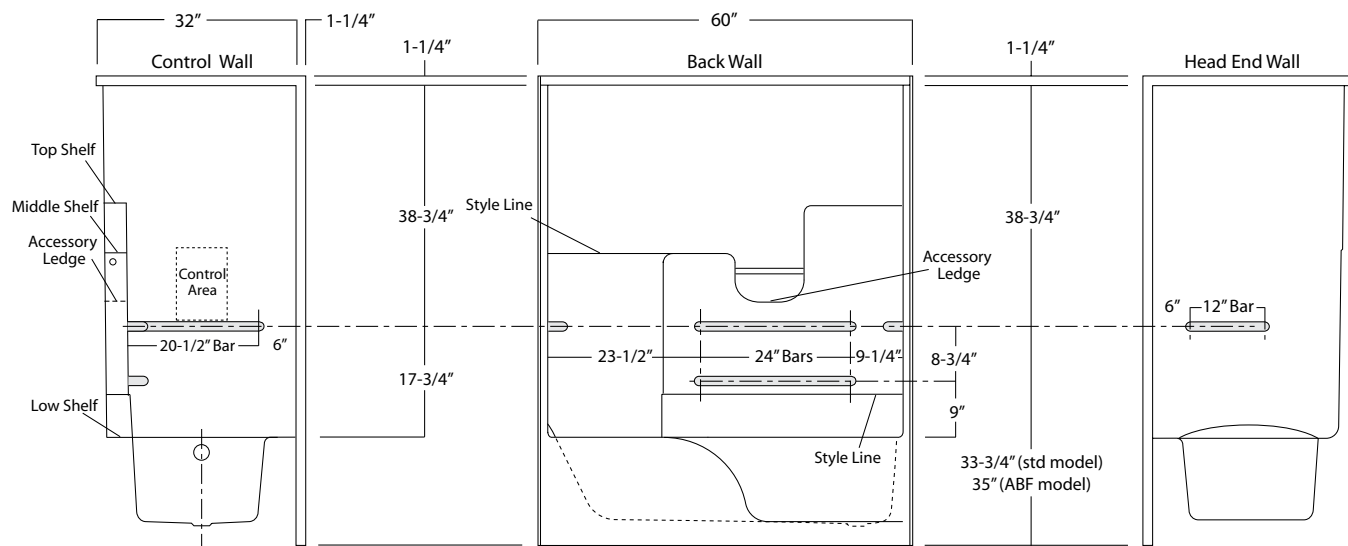
**Package Order No.:** BP2-60 (3-bar only package)  
**Upgrade Package No.:** BP2-60 WHT (1-1/4" dia., white powder coat, 3-bar only package)  
 BP2-60 OFW (1-1/4" dia., off-white powder coat, 3-bar only package)  
 BP2-60 SNK (1-1/4" dia., satin nickel, 3-bar only package)

Package Includes: Factory installed, 1-1/2" dia. stainless steel, 3-bar package with basic reinforcement for components (as shown).  
 NOTE: Enhanced reinforcement available with listed component package.  
 NOTE: Positioning of factory installed components allow for the installation of a shower enclosure.



**Package Order No.:** 4BAR (4-bar only package)  
**Upgrade Package No.:** 4BAR WHT (1-1/4" dia., white powder coat, 4-bar only package)  
 4BAR OFW (1-1/4" dia., off-white powder coat, 4-bar only package)  
 4BAR SNK (1-1/4" dia., satin nickel, 4-bar only package)

Package Includes: Factory installed, 1-1/2" dia. stainless steel, 4-bar package with basic reinforcement for components (as shown) (replicates ADA10 bar configuration less seat and shower rod).  
 NOTE: Enhanced reinforcement available with listed component package.  
 NOTE: Positioning of factory installed components allow for the installation of a shower enclosure.

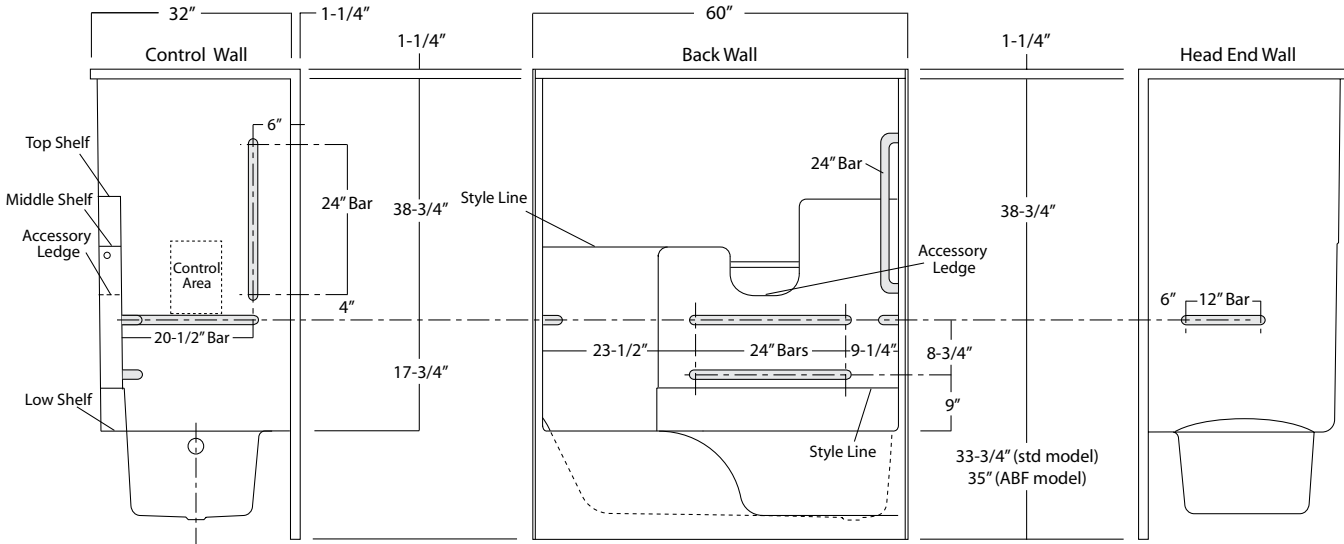


**Package Order No.:** 5BAR (5-bar only package)  
**Upgrade Package No.:** 5BAR WHT (1-1/4" dia., white powder coat, 5-bar only package)  
 5BAR OFW (1-1/4" dia., off-white powder coat, 5-bar only package)  
 5BAR SNK (1-1/4" dia., satin nickel, 5-bar only package)

Package Includes: Factory installed, 1-1/2" dia. stainless steel, 5-bar package with basic reinforcement for components (as shown) (replicates ANS09 bar configuration less seat and shower rod).

NOTE: Enhanced reinforcement available with listed component package.

NOTE: Positioning of factory installed components allow for the installation of a shower enclosure.



**Package Order No.:** ADA10-FLD (folding seat - 2010 ADA Standards compliant pkg)  
 ADA10-REM (removable seat - 2010 ADA Standards compliant pkg)

Package Includes: Factory installed seat, 1-1/2" dia. stainless steel bars and shower curtain rod in compliance with 2004 ADA requirements.

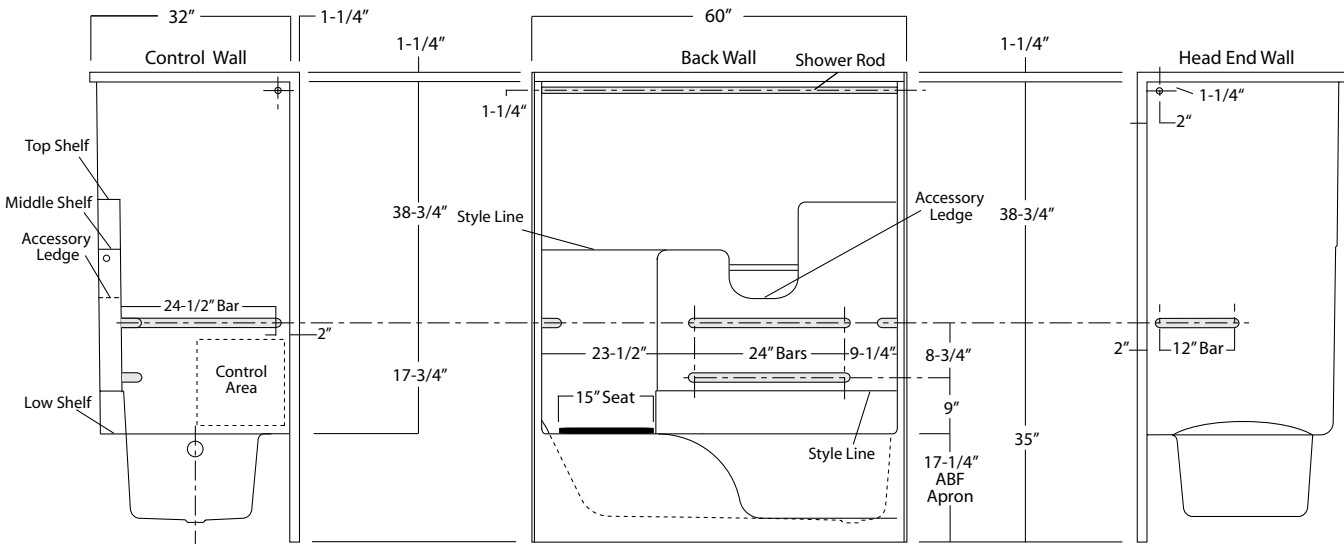
NOTE: ADA10 is a 4-bar package. Check installation site regulations for compliance requirements.

NOTE: Enhanced reinforcement available with listed component package.

NOTE: Shower curtain rod may be deleted upon request without affecting compliance.

NOTE: Use of ABF unit is required for seat height compliance.

NOTE: Positioning of factory installed components prohibit the installation of a shower enclosure.



**Package Order No.: ANS09-FLD (folding seat - ICC ANSI compliant pkg)**  
**ANS09-REM (removable seat - ICC ANSI compliant pkg)**

Package Includes: Factory installed seat, 1-1/2" dia. stainless steel bars and shower curtain rod in compliance with ICC ANSI-A117.1-2009 requirements.

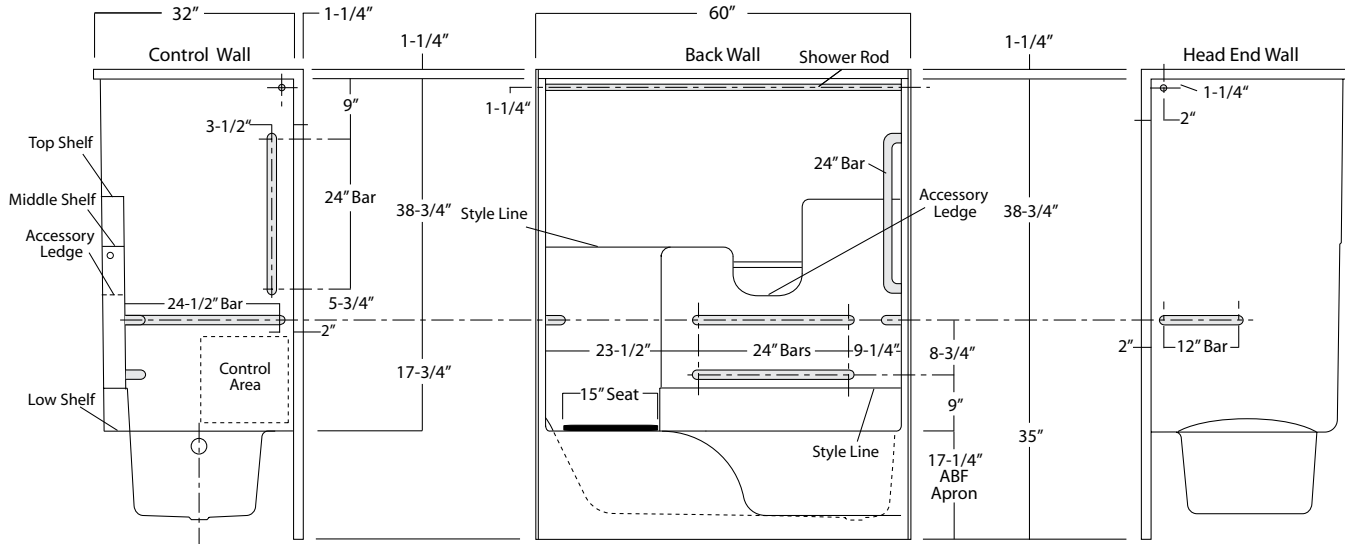
NOTE: ANS09 is a 5-bar package. Check installation site regulations for compliance requirements.

NOTE: Enhanced reinforcement available with listed component package.

NOTE: Shower curtain rod may be deleted upon request without affecting compliance.

NOTE: Use of ABF unit is required for seat height compliance.

NOTE: Positioning of factory installed components prohibit the installation of a shower enclosure.



Photographic images may include optional components and appear different than actual product.  
 Dimensions shown are maximum. Due to the nature of the materials involved, actual unit dimensions can vary (tolerances: +0 / -3/8 inch).  
 Oasis reserves the right to modify or discontinue product and/or associated equipment without prior written or verbal notification or obligation.