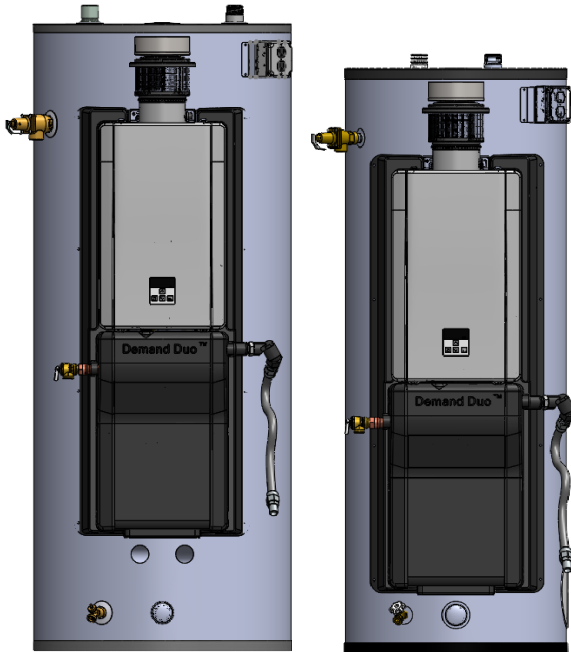




Commercial Hybrid Water Heating System

Demand Duo™ R-Series (REC)



119 Gallon Model

80 Gallon Model

■ EASE OF INSTALLATION AND SERVICEABILITY

- Optional Wi-Fi Technology for Remote Monitoring and Management
- Included Electric Conduit, Gas Flex Line, and Gas Dirt Leg
- DuoSmart™ Digital Controller
- 36 in. Long Gas Swivel Flex Line Rotating 360° for Installations

■ VENTING

- 6 in. Category 1B-Vent
- Included with Product:
 - 6" Diameter x 24" Length Pipe Single Wall, B-Vent (Qty 1)
 - 6" Diameter Adjustable Elbows Single Wall, B-Vent (Qty 2)
 - Intake Filter and Exhaust Connector (IFEC) Appliance Adapter (Qty 1)

AUTOMATIC CIRCULATING TANK WATER HEATER	
Installation Type	Internal (Indoor) Commercial Applications
Model Numbers	CHS19980RECiN, CHS19980RECiP, CHS199100RECiN, CHS199100RECiP
Approved Gas Types	Natural and Propane
Maximum System Gas Consumption	Up to 199,000 BTU/h
Storage Capacity	Available in both 80 and 119 Gallon
Thermal Efficiency	80%
High Altitude Approved	Up to 5,400 Ft (1,646 M)
Water Flow Control	Water Flow Sensor, Electronic Water Control and Bypass Control
Controller	Standard: Integrated Controller Optional: MCC-601-W
Certifications	AHRI, ANSI Z21.10.3, CSA 4.3
Storage Tank	<ul style="list-style-type: none"> • 2 in. Eco-friendly foam insulation • Glass-lined inner tank • 1-1/2 in. MNPT dielectric hot and cold connections • Pre-installed temperature and pressure relief valve • Brass drain valve • Dual magnesium anode rods • Hand hole clean-out
Warranty	<ul style="list-style-type: none"> • Heat Exchanger: 8 years • Tank: 6 years • All Other Parts and Components: 5 Years • Reasonable Labor: 1 Year (Refer to the Installation and Operation Manual for further warranty information.)
Safety Devices	Flame Failure - Flame Rod, Boiling Protection, Combustion Fan RPM Check, Over Current - Glass Fuse, Remaining Flame (OHS) and Automatic Freeze Protection
Venting Options	6 in. Category 1B-Vent



CERTIFIED TO ANSI Z21.10.3 — CSA 4.3

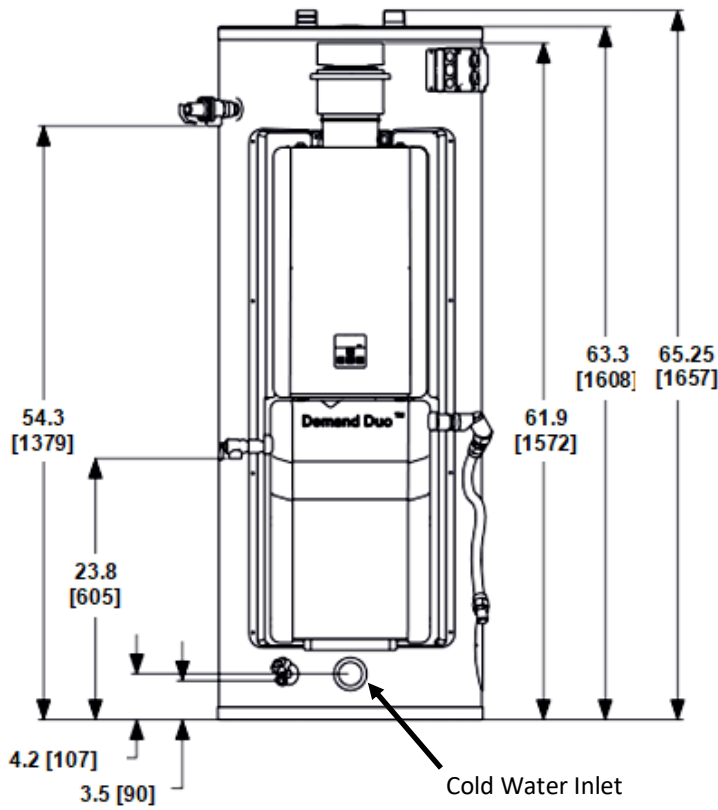
RINNAI.US

1-800-621-9419

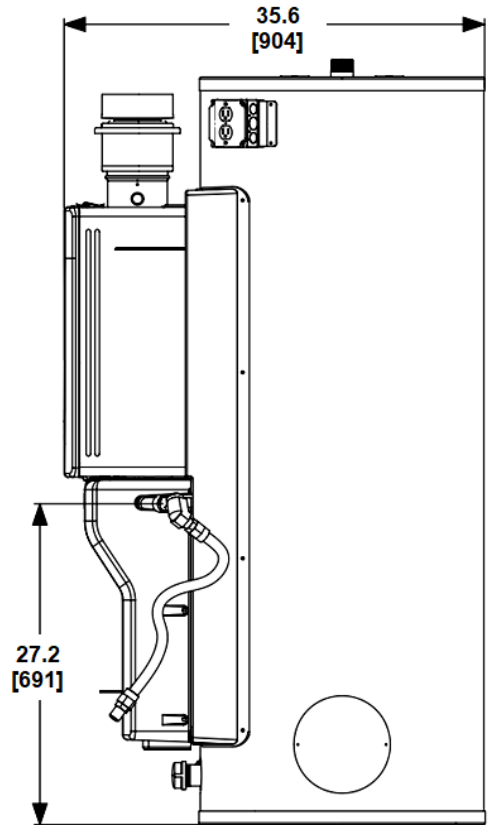
DIMENSIONS (80 GALLON MODEL)

IN. [MM]

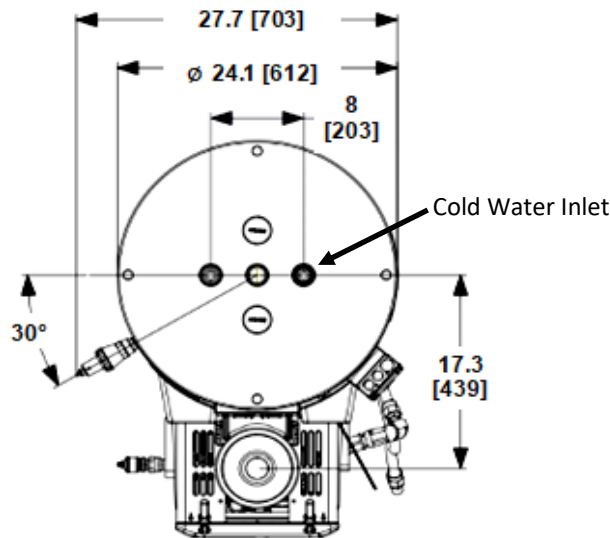
FRONT



SIDE



TOP

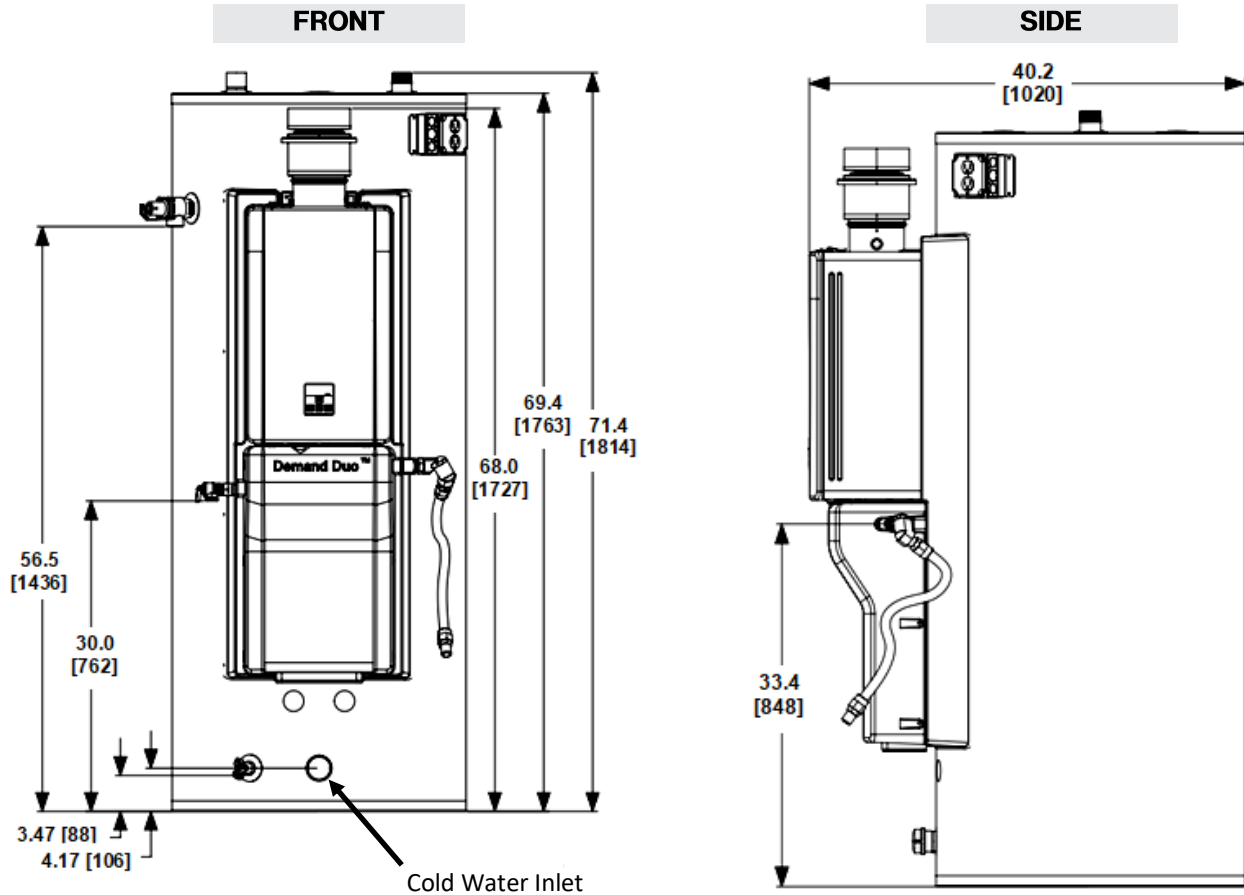


RECOVERY CAPACITIES

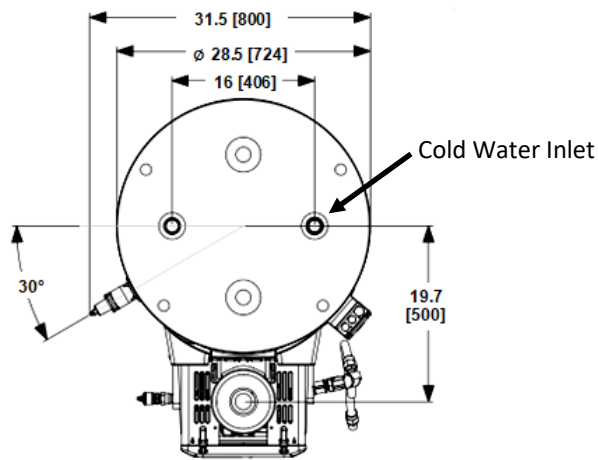
Tank Capacity		U.S. GALLON/HR LITERS/HR AT TEMPERATURE RISE INDICATED													
		°F	30°F	40°F	50°F	60°F	70°F	80°F	90°F	100°F	110°F	120°F	130°F	140°F	
		°C	17°C	22°C	28°C	33°C	39°C	45°C	50°C	56°C	61°C	67°C	72°C	78°C	
CHS19980RECiN/ CHS19980RECiP	78.6 U.S. Gals.	GPH	643	482	386	322	276	241	214	193	175	161	148	138	
	298 Liters	LPH	2,435	1,826	1,461	1,217	1,044	913	812	730	664	609	562	522	

DIMENSIONS (119 GALLON MODEL)

IN. [MM]



TOP



RECOVERY CAPACITIES

Tank Capacity		U.S. GALLON/HR LITERS/HR AT TEMPERATURE RISE INDICATED												
		°F	30°F	40°F	50°F	60°F	70°F	80°F	90°F	100°F	110°F	120°F	130°F	140°F
		°C	17°C	22°C	28°C	33°C	39°C	45°C	50°C	56°C	61°C	67°C	72°C	78°C
CHS199100RECiN/ CHS199100RECiP	116.2 U.S. Gals.	GPH	643	482	386	322	276	241	214	193	175	161	148	138
	440 Liters	LPH	2,435	1,826	1,461	1,217	1,044	913	812	730	664	609	562	522

TECHNICAL SPECIFICATIONS

Product Number	CHS19980RECiN	CHS19980RECiP	CHS199100RECiN	CHS199100RECiP
Product Description	Automatic Circulating Tank Water Heater			
Installation Type	Indoor			
Minimum Gas Consumption Btu/hr (kW/hr)	11,900 (3.5)			
Maximum Gas Consumption Btu/hr (kW/hr)	199,000 (58.3)			
Tank Volume	80 Gallons (303 Liters)		119 Gallons (450 Liters)	
First Hour Delivery at 100°F Rise	249 Gallons (942 Liters)		276 Gallons (1,046 Liters)	
Temperature Setting	120°F (49°C) to 180°F (82°C)			
Product Weight	331 lbs. (150 kg)		364 lbs. (165 kg)	
Noise Level	54 dB			
System Electrical Data	Normal	236 W		
	Standby	1 W		
	Freeze Protection (Tankless)	226 W		
	Max Current	9.0 A		
	Fuse	Tankless Engine - 10 A		
Electric Connections	Appliance: AC 120 Volts, 60Hz.			
Bypass Flow Control	Bypass Servo Control			
Gas Supply Pressure	Natural Gas: 4.0 - 10.5 inch W.C.	Propane: 8.0 - 13.5 inch W.C.	Natural Gas: 4.0 - 10.5 inch W.C.	Propane: 8.0 - 13.5 inch W.C.
Connections	Gas Supply Inlet - 3/4 in. MNPT Hot Water Outlet - 1-1/2 in. MNPT Cold Water Inlet - 1-1/2 in. MNPT			
Ignition System	Direct Electronic Ignition			
Maximum Water Supply Pressure	150 PSI			
Meets or exceeds energy efficiency requirements of ASHRAE 90.1b (current standard), C.E.C. Listed 80% Recovery Efficiency.				

Rinnai America Corporation • 103 International Drive, Peachtree City, GA 30269 • 1-800-621-9419 • rinnai.us
 ©2023 Rinnai America Corporation. Rinnai America Corporation continually updates materials, and as such, content is subject to change without notice. Local, state, provincial, federal and national fuel gas codes must be adhered to prior to and upon installation.