

### Features

- Drilled for fixture-mount bidet faucet and vacuum breaker.
- Front fill and vertical spray.

### Material

- Vitreous china.

### Installation

- Above- or below-floor rough-in.

### Recommended Products/Accessories

K-23726 Drain treatment



### Codes/Standards












ASME A112.19.2/CSA B45.1

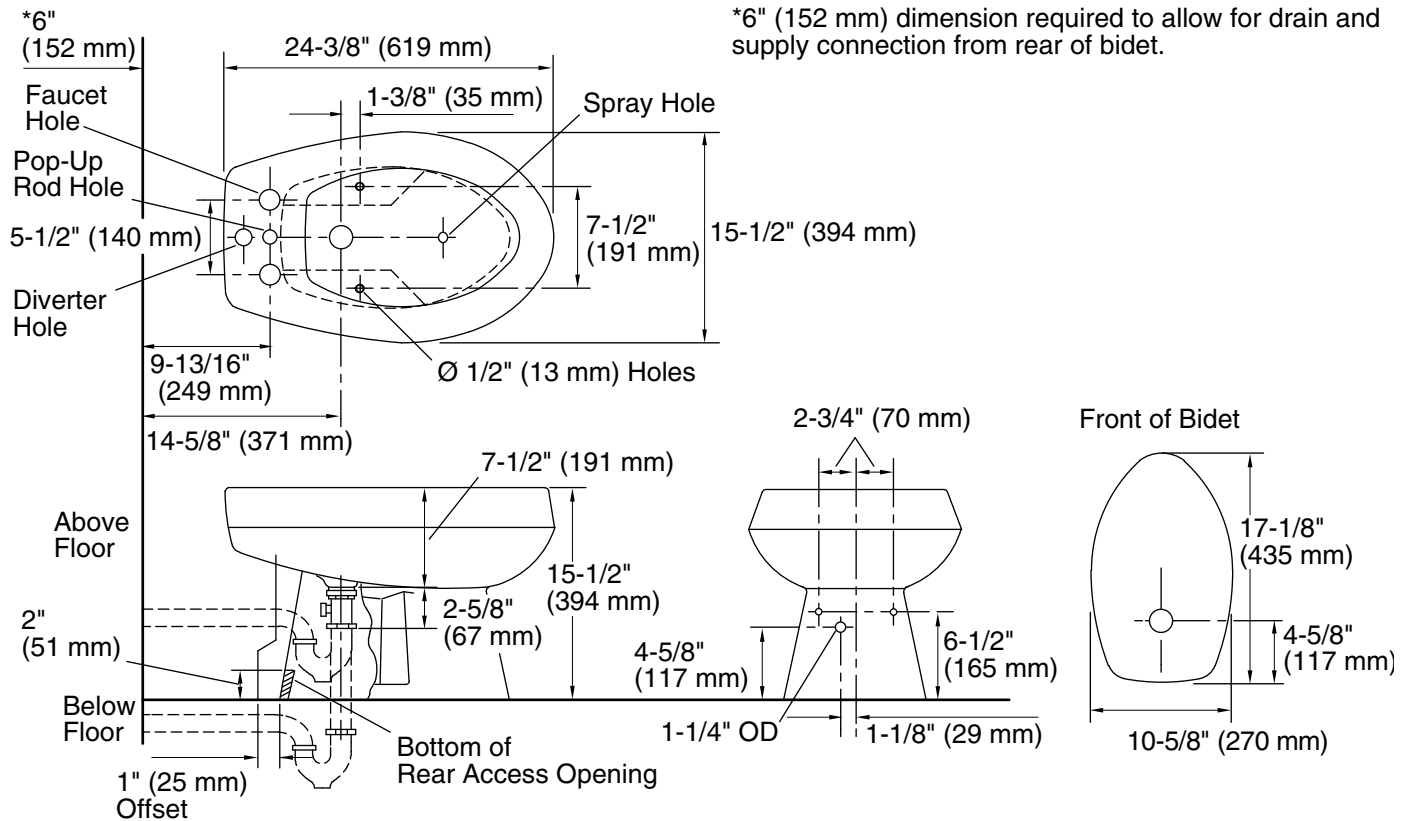
### KOHLER® One-Year Limited Warranty

See website for detailed warranty information.

### Available Colors/Finishes

*Color tiles intended for reference only.*

Color	Code	Description
	0	White
	96	Biscuit
	NY	Dune
	95	Ice™ Grey
	G9	Sandbar
	45	Wild Rose™
	K4	Cashmere
	58	Thunder™ Grey
	7	Black Black™
	71	Seafoam Green
	89	Desert Bloom



\*6" (152 mm) dimension required to allow for drain and supply connection from rear of bidet.

### Technical Information

All product dimensions are nominal.

### Notes

Install this product according to the installation instructions.

Hot and cold supplies can be installed from the floor or the wall.