

WATTS

BRASS & TUBULAR PRICE LIST

NEW PRODUCTS /// ENHANCED SOLUTIONS

Effective Date October 1st, 2016



BRASS & TUBULAR TABLE OF CONTENTS

1 Basket Strainers

KwikFit™ Sink Strainers
PG 4

Specification™ Sink Strainers
PG 4

Eez-On™ Sink Strainers
PG 4

BigBoy™ Sink Strainers
PG 5

Sweetheart™ Sink Strainers
PG 5

Ball-Lok™ Sink Strainers
PG 5

LokSpin™ Sink Strainers
PG 6

Champion™ Sink Strainers
PG 6

ProBrite™ FPX Sink Strainers
PG 6

ProBrite™ SPX Sink Strainers
PG 7

Cast Brass Strainers
PG 7

Sink Strainers
PG 7

Junior Strainers
PG 8

Deep Junior Strainer
PG 8

4-1/2" Sink Strainer
PG 8

Fit-All Replacement Basket
PG 9

Replacement Baskets
PG 9

2 PDQ™

PDQ™ Quarter-Turn Supply Stops
PG 9

3 Water Supplies

Angle Supply Stops – Multi-Turn
PG 10

Straight Supply Stops – Multi-Turn
PG 11

Integral Shutoff Straight Valves
PG 11

Quarter-Turn KwikStop™ Straight Supply Stops
PG 12

Quarter-Turn KwikStop™ Angle Supply Stops
PG 13

Dual Handle Straight Stops
PG 14

Dual Handle Angle Stops
PG 14

3-Way Angle Supply Stops
PG 15

3-Way Adapt-A-Valve
PG 15

Supply Stop with Loose Key Handle – Multi-Turn
PG 16

Supply Stop with Loose Handle Quarter-Turn KwikStop™
PG 16

Basin Supply Kits with Angle Multi-Turn Stops
PG 16

Tank Supply Kits with Angle Multi-Turn Stops
PG 17

Tank Supply Kits with Straight Multi-Turn Stops
PG 17

Smooth Flexible Supply Tubes
PG 17

Special Connection Lavatory & Sink Supply Tubes – Chrome-Plated & Rough Brass
PG 18

PEX Flexible Supply Tubes
PG 18

Flexible Supply Accessories
PG 18

3/4" Stainless Steel Corrugated Water Heater Connectors
PG 19

1" Stainless Steel Corrugated Water Heater/Softener Connectors
PG 19

1" x 3/4" Stainless Steel Corrugated Water Heater/Softener Connectors
PG 19

Water Heater Connector Parts
PG 19

4 Toilet Fill Valves

Governor™ 80M2 Toilet Fill Valve
PG 19

5 Bath Waste Drains

Chain and Stopper Brass
Bath Drain
PG 20

Brass Trip Lever Bath Drains
PG 20

Brass EzyTouch™ Bath Drains
PG 21

Brass EzyTouch™ Bath
Drains – with Reemed Tees
PG 21

Brass Twist-N-Close™ Bath Drains
PG 21

Standing Bath Wastes
PG 21

Plastic Bath Drains
PG 22

Schedule 40 Bath Drains
PG 22

Schedule 40 Plumber's Pack
Bath Drain
PG 23

Schedule 40 Plumber's Pack
Bath Drain – with Test Kits
PG 23

Bath Drain Accessories
PG 24

6 Metal Tubular Products

Wall Tubes
PG 24

Quick Repair Elbows
PG 24

J-Bend – Less Cleanout
PG 25

J-Bend for Swivel Traps
PG 25

Washing Machine Traps
PG 25

P-Trap
PG 26

Repair P-Trap
PG 27

Adjustable Swivel Sink Traps
PG 28

Regulation Traps
PG 28

Swing Tee
PG 29

Low Seal Bath Trap
PG 29

Adjustable Swivel Sink Traps –
Washington Trap
PG 29

S-Trap
PG 29

Utility Traps
PG 30

End Outlet Continuous Wastes
PG 30

Center Outlet Continuous Wastes
PG 31

Waste Tubes
PG 32

Plain End Waste Bends
PG 33

Space Saver Disposer Waste
PG 33

Elbows
PG 34

P.O. and C.O. Basin Plugs
PG 34

Double Offsets
PG 34

Tailpieces
PG 35

Double Tailpieces
PG 35

Dishwasher Branch Tailpieces
PG 36

Grid Drains
PG 36

Double Slip Extension Tubes
PG 37

Solder Extension Tubes
PG 37

Slip Joint Extension Tubes
PG 37

Threaded Tubes
PG 38

Threaded Reducing Tubes
PG 38

Straight Basin Wastes
PG 39

Sink Funnels
PG 39

Covering Tubes
PG 39

Slip Joint Couplings
PG 39

Slip Joint 45° Elbows
PG 39

Slip Joint 90° Elbows
PG 40

Slip Joint & Direct Connect Tees
PG 40

Desanco Fittings
PG 40

7 Plastic Tubular Products

P-Trap
PG 41

S-Trap
PG 41

Telescopic End Out Waste
PG 41

Continuous End Out & Center
Out Waste
PG 42

Disposal End Out Waste
PG 42

Double Offset
PG 42

BRASS & TUBULAR TABLE OF CONTENTS (cont.)

7 Plastic Tubular Products (cont.)

Flanged Hi-Way Inserts
PG 43

Tailpieces
PG 43

Waste Tubes
PG 43

Extension Tubes
PG 44

Dishwasher Tailpieces
PG 45

Slip Joint Coupling
PG 45

Air Gap for Automatic Dishwasher
PG 45

Slip Elbows and Tees
PG 46

Slip Joint Nuts
PG 46

Poly-Washers
PG 46

P.O. and C.O. Plugs
PG 47

Flex-Correct J-Bend, Extension
and Coupling
PG 47

Flexible Extensions – Slip Joint Type
PG 47

Flexible Drain Connector –
Slip Joint Type
PG 47

8 Plumbing Specialties

Basin Lavatory Legs
PG 48

Straight Curtain Rods
PG 48

Corner “L” Curtain Rods
PG 48

“D” Curtain Rods with Support Rods
PG 48

“U” Curtain Rods with Support Rod
PG 49

Ceiling Supports
PG 49

Shower Rod Flanges
PG 49

Lavatory Pop-Up Drain Assembly
PG 50

Add-A-Shower
PG 50

Add-A-Shower Replacement Parts
PG 50

Sure Grip Escutcheons
PG 50

5" Chrome Cover Tubes for Stubouts
PG 51

Bell-Shaped Escutcheons
PG 51

Cast Brass Escutcheons with Set
Screws
PG 51

Box Sure Grip Escutcheons –
3" Base
PG 51

Floor and Ceiling Plates
PG 52

Faucet Hole Covers
PG 52

Slip Nuts
PG 52


Disposal Adapter
PG 52

Air Admittance Valve
PG 52

Basket Strainers

	WATTS MODEL NO.	TOMAHAWK ITEM NO.	DESCRIPTION	MIN QTY.	CASE QTY.	TOMAHAWK LIST PRICE
/// KwikFit™ SINK STRAINERS						
	644 003	245-16440C04	0140882 - KwikFit™ SINK STRAINER CHRМ 1/BX	1	50	\$8.87
	644 003ST	245-16441C04	0140885 - KwikFit™ SINK STRAINER CHRМ W/ TP 1/BX	1	50	\$13.67

- Quality designed and engineered “cup style” strainer
- Deep-drawn 304 stainless steel with rolled threads to specification tolerances
- Fits 3-1/2" to 4" drain openings
- Available with tailpiece


	WATTS MODEL NO.	TOMAHAWK ITEM NO.	DESCRIPTION	MIN QTY.	CASE QTY.	TOMAHAWK LIST PRICE
/// Specification™ SINK STRAINERS						
	645 663	245-16450C04	0140889 - Specification™ SINK STRAINER CHRМ 1/BX	1	50	\$16.02
	645 663BN	245-16452C04	0140891 - Specification™ SINK STRAINER CHRМ W/ BRS NUTS 1/BX	1	50	\$19.53
	645 STBN	245-16453C04	0140898 - Specification™ SINK STRAINER CHRМ W/ TP & BRS NUTS 1/BX	1	50	\$25.08

- Heavyweight “cup style” 304 stainless steel strainer
- Brass knob and stainless steel clip closure basket
- Deep cut threads
- Available with brass-plated locknut and slipnut
- Available with tailpiece


	WATTS MODEL NO.	TOMAHAWK ITEM NO.	DESCRIPTION	MIN QTY.	CASE QTY.	TOMAHAWK LIST PRICE
/// Eez-On™ SINK STRAINERS						
	646 443	245-16460C04	0140900 - Eez-On™ SINK STRAINER CHRМ 1/BX	1	50	\$10.06
	646 443CA	245-16462C04	0144720 - Eez-On™ SINK STRAINER CHRМ W/ BRS NUTS 1/BX	1	50	\$10.74

- Features a special triangular retainer with thumb screws
- Fits all sinks
- No tools needed
- All 304 stainless steel
- Available with brass nut


Basket Strainers

	WATTS MODEL NO.	TOMAHAWK ITEM NO.	DESCRIPTION	MIN QTY.	CASE QTY.	TOMAHAWK LIST PRICE
/// BigBoy™ SINK STRAINERS						
	647 003	245-16470C04	0140906 - BigBoy™ SINK STRAINER CHRМ 1/BX	1	50	\$8.42
	647 003ST	245-16471C04	0140909 - BigBoy™ SINK STRAINER CHRМ W/ TP 1/BX	1	50	\$12.19

- Buffed and polished, heavy duty stainless steel
- Deep cut threads
- “Sta-Tite” locknut
- Available with tailpiece


	WATTS MODEL NO.	TOMAHAWK ITEM NO.	DESCRIPTION	MIN QTY.	CASE QTY.	TOMAHAWK LIST PRICE
/// Sweetheart™ SINK STRAINERS						
	364 700	245-13640C04	0140871 - Sweetheart™ KITCHEN SINK STRAINER CHRМ PLASTIC 1/BX	1	50	\$6.32
	364 700ST	245-13641C04	0140877 - Sweetheart™ KITCHEN SINK STRAINER W/ TAILPIECE CHRМ 1/BX	1	50	\$8.16

- All wearing parts are made of durable stainless steel
- Body of high impact, long life poly-propylene
- Fits all sinks
- Available with tailpiece

	WATTS MODEL NO.	TOMAHAWK ITEM NO.	DESCRIPTION	MIN QTY.	CASE QTY.	TOMAHAWK LIST PRICE
/// Ball-Lok™ SINK STRAINERS						
	652 003	245-16520C04	0140915 - Ball-Lok™ SINK STRAINER CHRМ 1/BX	1	50	\$14.18
	652 003BN	245-16522C04	0140917 - Ball-Lok™ SINK STRAINER CHRМ W/ BRS NUTS 1/BX	1	50	\$15.51

- 304 stainless steel body with bright stainless steel basket
- Full length 1-1/2" pitch threaded shank
- Ball-Lok™ mechanism
- Chrome-plated brass knob and stem
- Available with brass nuts


Basket Strainers

	WATTS MODEL NO.	TOMAHAWK ITEM NO.	DESCRIPTION	MIN QTY.	CASE QTY.	TOMAHAWK LIST PRICE
/// LokSpin™ SINK STRAINERS						
	653 003H	245-16530C04	0140922 - LokSpin™ SINK STRAINER CHRМ 1/BX	1	24	\$15.67

- 304 stainless steel body with bright stainless steel basket
- LokSpin™ mechanism with positive seating metal stopper
- Chrome-plated knob and brass stem


	WATTS MODEL NO.	TOMAHAWK ITEM NO.	DESCRIPTION	MIN QTY.	CASE QTY.	TOMAHAWK LIST PRICE
/// Champion™ SINK STRAINERS						
	654 003	245-16540C04	0140924 - Champion™ SINK STRAINER CHRМ 1/BX	1	50	\$10.83
	654 003ST	245-16541C04	0140927 - Champion™ SINK STRAINER CHRМ W/ TP 1/BX	1	50	\$11.35

- Deep cut 14 pitch locknut threads
- Fits 3-1/2" to 4" drain openings
- Spring steel clip closure
- Chrome-plated brass knob
- Available with tailpiece


	WATTS MODEL NO.	TOMAHAWK ITEM NO.	DESCRIPTION	MIN QTY.	CASE QTY.	TOMAHAWK LIST PRICE
/// ProBrite™ FPX SINK STRAINERS						
	655 003	245-16560C04	0144531 - ProBrite™ SPX SINK STRAINER CHRМ 1/BX	1	50	\$18.90

- Bright chrome finish
- "Sta-Tite" locknut
- Four-prong basket


Basket Strainers

	WATTS MODEL NO.	TOMAHAWK ITEM NO.	DESCRIPTION	MIN QTY.	CASE QTY.	TOMAHAWK LIST PRICE
/// ProBrite™ SPX SINK STRAINERS						
	656 003	245-16550C04	0144528 - ProBrite™ FPX SINK STRAINER CHRМ 1/BX	1	50	\$18.90

- Bright chrome finish
- “Sta-Tite” locknut
- Stick post basket
- Watertight leak proof seal


	WATTS MODEL NO.	TOMAHAWK ITEM NO.	DESCRIPTION	MIN QTY.	CASE QTY.	TOMAHAWK LIST PRICE
/// CAST BRASS STRAINERS						
	2-8-3H	245-12832C04	0143177 - CAST BRASS SINK STRAINER CHRМ 1/BX	1	5	\$22.22

- Highly polished
- Brass locknut and slipnut
- Stainless steel basket


	WATTS MODEL NO.	TOMAHAWK ITEM NO.	DESCRIPTION	MIN QTY.	CASE QTY.	TOMAHAWK LIST PRICE
/// SINK STRAINERS						
	2-9-3	245-12930C04	0142455 - BACK NUT SINK STRAINER CHRМ 1/BX	1	50	\$5.85
	2-7-3	245-12732C04	0145352 - Ball-Lok™ SINK STRAINER CUP STYLE CHRМ W/ BR NUT 1/BX	1	50	\$13.96

- All stainless steel strainer and basket
- Deep-cut 14-pitch locknut threads
- Chrome-plated stem
- Available with brass nut


Basket Strainers

	WATTS MODEL NO.	TOMAHAWK ITEM NO.	DESCRIPTION	MIN QTY.	CASE QTY.	TOMAHAWK LIST PRICE
/// JUNIOR STRAINERS						
	640 031	245-56400C01	0144648 - JUNIOR BAR SINK STRAINER CHRМ 1/BG	25	100	\$6.16

- Full quality stainless steel
- Designed for sinks with a 2-1/2" drain opening
- Perfect for bar sinks, mobile homes and travel trailers
- Complete with duplex, grid and plug


	WATTS MODEL NO.	TOMAHAWK ITEM NO.	DESCRIPTION	MIN QTY.	CASE QTY.	TOMAHAWK LIST PRICE
/// DEEP JUNIOR STRAINER						
	2-10	245-52100C04	0142449 - DEEP CUP JUNIOR STRAINER CHRМ 1/BX	1	100	\$16.19

- Stainless steel
- Highly polished chrome-plated deep bail basket
- Designed for sinks with 2-1/2" drain openings
- Perfect for bar sinks, mobile homes, etc.


	WATTS MODEL NO.	TOMAHAWK ITEM NO.	DESCRIPTION	MIN QTY.	CASE QTY.	TOMAHAWK LIST PRICE
/// 4-1/2" SINK STRAINER						
	2-5-3	245-12530C04	0142450 - SNAP-IN GRID SINK STRAINER CHRМ 1/BX	1	50	\$8.87


- Stainless steel
- Designed for commercial installations
- Features a snap-in grid plate






Basket Strainers / PDQ™

	NO LEAD	WATTS MODEL NO.	TOMAHAWK ITEM NO.	DESCRIPTION	MIN QTY.	CASE QTY.	TOMAHAWK LIST PRICE
/// FIT-ALL REPLACEMENT BASKET							
		649 033BA	245-96401C01	0143186 - FIT ALL REPLACEMENT BASKET CHRM 1/BG	1	50	\$4.61






- Universal replacement basket strainer fits all popular size Duo Sink strainers
- Durable polished stainless steel
- Rim buffed to a high polish


	NO LEAD	WATTS MODEL NO.	TOMAHAWK ITEM NO.	DESCRIPTION	MIN QTY.	CASE QTY.	TOMAHAWK LIST PRICE
/// REPLACEMENT BASKETS							
		649 002	245-96520C01	0144338 - Ball-Lok™ REPLACEMENT BASKET CHRM 1/BG	1	50	\$6.95
		649 008	245-96540C01	0140966 - BigBoy™ & Champion™ REPLACEMENT BASKET CHRM 1/BG	1	50	\$4.61
		649 013	245-99649C04	0140969 - JUNIOR REPLACEMENT BASKET CHRM 1/BX	1	100	\$4.40

	NO LEAD	WATTS MODEL NO.	TOMAHAWK ITEM NO.	DESCRIPTION	MIN QTY.	CASE QTY.	TOMAHAWK LIST PRICE
/// PDQ™ QUARTER-TURN SUPPLY STOPS							
	BALL TYPE – CHROME						
	✓	LFQC894A	132-G2Q1C04	0147001 - ANG STOP 1/2 PDQ™ X 3/8 OD COMP 1/4-TURN CHRM 1/BX	1	32	\$7.00
	✓	LFQC894S	131-G2Q1C04	0147002 - STR STOP 1/2 PDQ™ X 3/8 OD COMP 1/4-TURN CHRM 1/BX	1	32	\$7.00
	✓	LFQC889A	132-G1Q1C04	0147003 - ANG STOP 3/8 PDQ™ X 3/8 OD COMP 1/4-TURN CHRM 1/BX	1	32	\$7.16
	✓	LFQC889S	131-G1Q1C04	0147004 - STR STOP 3/8 PDQ™ X 3/8 OD COMP 1/4-TURN CHRM 1/BX	1	32	\$7.16






	NO LEAD	WATTS MODEL NO.	TOMAHAWK ITEM NO.	DESCRIPTION	MIN QTY.	CASE QTY.	TOMAHAWK LIST PRICE
/// ANGLE SUPPLY STOPS – MULTI-TURN							
	IPS INLET						
	✓	LF889003	134-G1F1C04	0147021 - ANG STOP 3/8 FIP X 3/8 OD COMP MULTI-TURN CHRМ 1/BX	1	50	\$7.63
	✓	LF890003	134-G2F1C04	0147023 - ANG STOP 1/2 FIP X 3/8 OD COMP MULTI-TURN CHRМ 1/BX	1	50	\$6.97
	✓	LF890203	134-G2F2C04	0147026 - ANG STOP 1/2 FIP X 1/2 OD COMP MULTI-TURN CHRМ 1/BX	1	50	\$12.25
	✓	LF890303	134-G2F2M04	0147028 - ANG STOP 1/2 FIP X 1/2 MIP & (7/16 OD) MULTI-TURN CHRМ 1/BX	1	50	\$8.50
	PEX F1807 INLET						
	✓	LF891203	134-G2X1C04	0147094 - ANG STOP 1/2 PEX F1807 X 3/8 OD COMP MULTI-TURN CHRМ 1/BX	1	50	\$5.57
	SOLDER INLET						
	✓	LF892001	134-G2S1CR104	0147100 - ANG STOP 1/2 SWT X 3/8 OD COMP MULTI-TURN RGH BRS 1/BX	1	50	\$5.96
	✓	LF892151	134-G2S0CR104	0121009 - ANG STOP 1/2 SWT X 1/4 OD COMP MULTI-TURN RGH BRS 1/BX	1	50	\$11.27
	✓	LF892003	134-G2S1C04	0147029 - ANG STOP 1/2 SWT X 3/8 OD COMP MULTI-TURN CHRМ 1/BX	1	50	\$6.08
	✓	LF892503	134-G2S1CE504	0147033 - ANG STOP 1/2 SWT X 3/8 OD COMP W/5 EXT MULTI-TURN CHRМ 1/BX	1	50	\$15.72
	SOLVENT WELD INLET – CPVC						
	✓	LF892401	134-G2V1CR104	0121010 - ANG STOP 1/2 CPVC X 3/8 OD COMP MULTI-TURN RGH BRS 1/BX	1	50	\$7.90
	✓	LF892403	134-G2V1C04	0121011 - ANG STOP 1/2 CPVC X 3/8 OD COMP MULTI-TURN CHRМ 1/BX	1	50	\$8.01
	COMPRESSION INLET						
	✓	LF894151	134-G2C0CR104	0121016 - ANG STOP 5/8 OD X 1/4 OD COMP MULTI-TURN RGH BRS 1/BX	1	50	\$7.50
	✓	LF894153	134-G2C0C04	0147038 - ANG STOP 5/8 OD X 1/4 OD COMP MULTI-TURN CHRМ 1/BX	1	50	\$7.63
	✓	LF894001	134-G2C1CR104	0147034 - ANG STOP 5/8 OD X 3/8 OD COMP MULTI-TURN RGH BRS 1/BX	1	50	\$6.15
	✓	LF894003	134-G2C1C04	0147035 - ANG STOP 5/8 OD X 3/8 OD COMP MULTI-TURN CHRМ 1/BX	1	50	\$6.27
	✓	LF894203	134-G2C2C04	0147039 - ANG STOP 5/8 OD X 1/2 OD COMP MULTI-TURN CHRМ 1/BX	1	50	\$8.50
	✓	LF894303	134-G2C2M04	0147040 - ANG STOP 5/8 OD COMP X 1/2 MIP (7/16 OD) MULTI-TURN CHRМ 1/BX	1	50	\$9.75

Water Supplies

	NO LEAD	WATTS MODEL NO.	TOMAHAWK ITEM NO.	DESCRIPTION	MIN QTY.	CASE QTY.	TOMAHAWK LIST PRICE
/// STRAIGHT SUPPLY STOPS – MULTI-TURN							
	IPS INLET						
	✓	LF889013	133-G1F1C04	0147022 - MULTI-TURN 3/8 FIP X 3/8 OD COMP STR STOP CHR M 1/BX	1	50	\$7.90
	✓	LF890013	133-G2F1C04	0147025 - STR STOP 1/2 FIP X 3/8 OD COMP MULTI-TURN CHR M 1/BX	1	50	\$7.04
	PEX F1807 INLET						
	✓	LF891213	133-G2X1C04	0147093 - STR STOP 1/2 PEX F1807 X 3/8 OD COMP MULTI-TURN CHR M 1/BX	1	50	\$6.18
	SOLDER INLET						
	✓	LF892011	133-G2S1CR104	0147099 - STR STOP 1/2 SWT X 3/8 OD COMP MULTI-TURN RGH BRS 1/BX	1	50	\$7.29
	✓	LF892013	133-G2S1C04	0147030 - STR STOP 1/2 SWT X 3/8 OD COMP MULTI-TURN CHR M 1/BX	1	50	\$7.39
	✓	LF892513	133-G2S1CE504	0147097 - STR STOP 1/2 SWT X 3/8 OD COMP MULTI-TURN W/5 EXT W/ ESCUT CHR M	1	50	\$22.66
	COMPRESSION INLET						
	✓	LF894011	133-G2C1CR104	0147096 - STR STOP 5/8 OD X 3/8 OD COMP MULTI-TURN ROUGH BRASS 1/BX	1	50	\$7.23
	✓	LF894013	133-G2C1C04	0147037 - STR STOP 5/8 OD X 3/8 OD COMP MULTI-TURN CHR M 1/BX	1	50	\$7.46
	SOLVENT WELD INLET – CPVC						
	✓	LF892411	133-G2V1CR104	0147031 - STR STOP 1/2 CPVC X 3/8 OD COMP MULTI-TRN RGH BRS 1/BX	1	50	\$9.15
	✓	LF892413	133-G2V1C04	0147032 - STR STOP 1/2 CPVC X 3/8 OD COMP MULTI-TURN CHR M 1/BX	1	50	\$9.26







	NO LEAD	WATTS MODEL NO.	TOMAHAWK ITEM NO.	DESCRIPTION	MIN QTY.	CASE QTY.	TOMAHAWK LIST PRICE
/// INTEGRAL SHUTOFF STRAIGHT VALVES							
	✓	LF895011SD	133-GZ2S2SR104	0147041 - STR STOP 1/2 FSWT X 1/2 SWT SLOTTED STEM MULTI-TRN RGH BRS 1/BX	1	50	\$6.74
	✓	LF896011SD	133-GZ2M2FR104	0147042 - STR STOP 1/2 MIP X 1/2 FIP SLOTTED STEM MULTI-TRN RGH BRS 1/BX	1	20	\$8.92

- Rough brass
- For use with shower valve bodies

	NO LEAD	WATTS MODEL NO.	TOMAHAWK ITEM NO.	DESCRIPTION	MIN QTY.	CASE QTY.	TOMAHAWK LIST PRICE
/// QUARTER-TURN KwikStop™ STRAIGHT SUPPLY STOPS							
	IPS INLET						
	✓	LFBV889013	131-G1F1C04	0121032 - STR STOP 3/8 FIP X 3/8 OD COMP 1/4-TURN CHR 1/BX	20	240	\$6.50
	✓	LFBV890013	131-G2F1C04	0147105 - STR STOP 1/2 FIP X 3/8 OD COMP 1/4-TURN CHR 1/BX	20	240	\$6.20
	PEX F1807 INLET						
	✓	LFBV891213	131-G2X1C04	0121028 - STR STOP 1/2 PEX F1807 X 3/8 OD COMP 1/4-TURN CHR 1/BX	5	30	\$5.84
	✓	LFBV891313	131-G2X2X04	0121033 - STR STOP 1/2 PEX X 1/2 PEX F1807 1/4-TURN CHR 1/BX	20	240	\$6.00
	SOLDER INLET						
	✓	LFBV892013	131-G2S1C04	0121027 - STR STOP 1/2 SWT X 3/8 OD COMP 1/4-TURN CHR 1/BX	20	240	\$6.08
	✓	LFBV892513	131-G2S1CE504	0121034 - 1/4-TRN 1/2 SWT X 3/8 OD COMP W/5 EXT & ESCUT STR ST	10	120	\$10.40
	COMPRESSION INLET						
	✓	LFBV894013	131-G2C1C04	0147106 - STR STOP 5/8OD X 3/8OD COMP 1/4-TURN CHROME 1/BX	20	240	\$6.13
	✓	LFPBQTR-615	131-GRETRO01	0147169 - STR STOP 3/8 FE COMP X 3/8 OD COMP 1/4-TURN CHR 1/BG	5	30	\$8.30
	SOLVENT WELD INLET - CPVC						
	✓	LFBV892413	131-G2V1C04	0147092 - STR STOP 1/2 CPVC X 3/8 OD COMP 1/4-TURN CHR 1/BX	20	120	\$8.47

- Quarter-turn on and off
- Large conventional handles
- Chrome-plated

Water Supplies

	NO LEAD	WATTS MODEL NO.	TOMAHAWK ITEM NO.	DESCRIPTION	MIN QTY.	CASE QTY.	TOMAHAWK LIST PRICE
/// QUARTER-TURN KwikStop™ ANGLE SUPPLY STOPS							
	IPS INLET						
	✓	LFBV889003	132-G1F1C04	0121031 - ANG STOP 3/8 FIP X 3/8 OD COMP 1/4-TURN CHR M 1/BX	20	240	\$6.25
	✓	LFBV890003	132-G2F1C04	0147107 - ANG STOP 1/2 FIP X 3/8 OD COMP 1/4-TURN CHR M 1/BX	20	240	\$7.00
	✓	LFBV890203	132-G2F2C04	0147104 - ANG STOP 1/2 FIP X 1/2 OD COMP 1/4-TURN CHR M 1/BX	20	240	\$10.00
	PEX F1807 INLET						
	✓	LFBV891203	132-G2X1C04	0121030 - ANG STOP 1/2 PEX F1807 X 3/8 OD COMP 1/4-TURN CHR M 1/BX	5	30	\$6.00
	SOLDER INLET						
	✓	LFBV892003	132-G2S1C04	0121029 - ANG STOP 1/2 SWT X 3/8 OD COMP 1/4-TURN CHR M 1/BX	20	240	\$6.64
	✓	LFBV892503	132-G2S1CE504	0121035 - ANG STOP 1/2 SWT X 3/8 OD COMP 1/4-TRN W/5 EXT & ESCUT 1/BX	10	120	\$10.27
	COMPRESSION INLET						
	✓	LFBV894003	132-G2C1C04	0147108 - ANG STOP 5/8 OD X 3/8 OD COMP 1/4-TURN CHR M 1/BX	20	240	\$6.30
	✓	LFBV8940LN	132-G2C1CN104	0147120 - ANG STOP 5/8 OD X 3/8 OD COMP LESS NUT 1/4-TURN CHR M 1/BX	20	240	\$6.00
	✓	LFBV894153	132-G2C0C04	0147124 - ANG STOP 5/8 OD X 1/4 OD COMP 1/4-TURN CHR M 1/BX	20	240	\$8.00
	✓	LFBV894203	132-G2C2C04	0147103 - ANG STOP 5/8 OD X 1/2 OD COMP 1/4-TURN CHR M 1/BX	20	240	\$9.50
	SOLVENT WELD INLET – CPVC						
	✓	LFBV892403	132-G2V1C04	0147091 - ANG STOP 1/2 CPVC X 3/8 OD COMP 1/4-TURN CHR M 1/BX	20	120	\$8.22
	3-WAY TYPE						
	✓	LFBV389003	132-G2F1C1C04	0147123 - ANG STOP 1/2 FIP X 3/8 OD X 3/8 OD COMP DUAL 1/4-TURN CHR M 1/BX	20	240	\$9.50
	✓	LFBV389403	132-G2C1C1C04	0147118 - ANG STOP 5/8 OD X 3/8 OD X 3/8 OD COMP DUAL 1/4-TURN CHR M 1/BX	20	240	\$9.00

- Quarter-turn on and off
- Large conventional handles
- Chrome-plated

Water Supplies



WATTS
MODEL NO.

TOMAHAWK
ITEM NO.


DESCRIPTION

MIN
QTY.


CASE
QTY.


TOMAHAWK
LIST PRICE

/// DUAL HANDLE STRAIGHT STOPS





	ROUGH BRASS						
	✓	LFDV389411	133-G2C1C1CDHR104	0147128 - STR STOP 5/8 OD X 3/8 OD X 3/8 OD COMP DUAL HNDL MULTI-TRN 1/BX	1	50	\$13.29

/// DUAL HANDLE ANGLE STOPS

	ROUGH BRASS						
	✓	LFDV389400	134-G2C1C1CDHR104	0147043 - ANG STOP 5/8 OD X 3/8 OD X 3/8 OD COMP DUAL HNDL MULTI-TURN RGH 1/BX	1	50	\$15.10
	✓	LFDV389431	134-G2C1C0CDHR104	0147044 - ANG STOP 5/8 OD X 3/8 OD X 1/48 OD COMP DUAL HNDL MULTI-TURN 1/BX	1	50	\$15.20

	CHROME-PLATED						
	✓	LFDV389403	134-G2C1C1CDH04	0121065 - ANG STOP 5/8 OD X 3/8 OD X 3/8 OD COMP DUAL HNDL MULTI-TURN CHR 1/BX	1	50	\$15.20

Water Supplies

	NO LEAD	WATTS MODEL NO.	TOMAHAWK ITEM NO.	DESCRIPTION	MIN QTY.	CASE QTY.	TOMAHAWK LIST PRICE
/// 3-WAY ANGLE SUPPLY STOPS							
	IRON PIPE SIZE X COMPRESSION X COMPRESSION						
	✓	LF3890001	134-G2F1C1CR104	0147016 - ANG ST 1/2 FIP X 3/8 OD X 3/8 OD COMP DUAL MULTI-TRN RGH BRS 1/BX	1	30	\$7.90
	✓	LF3890003	134-G2F1C1C04	0147017 - ANG STOP 1/2 FIP X 3/8 OD X 3/8 OD COMP DUAL MULTI-TURN CHRМ 1/BX	1	30	\$8.00
	COPPER SOLDER X COMPRESSION X COMPRESSION						
	✓	LF3892001	134-G2S1C1CR104	0147018 - ANG STOP 1/2 SWT X 3/8 OD X 3/8 OD COMP DUAL 1/4-TRN RGH 1/BX	1	30	\$12.25
	COMPRESSION X COMPRESSION X COMPRESSION						
	✓	LF3894001	134-G2C1C1CR104	0147019 - ANG ST 5/8 OD X 3/8 OD X 3/8 OD COMP DUAL MULTI-TRN RGH BRS 1/BX	1	30	\$9.85
	✓	LF3894003	134-G2C1C1C04	0147020 - ANG STOP 5/8 OD X 3/8 OD X 3/8 OD COMP MULTI-TRN CHRМ 1/BX	1	31	\$9.96
/// 3-WAY ADAPT-A-VALVE							
	✓	LFWAV 664	909-99100201	17700392 - TEE 3/8 X 1/4 ANDER-LIGN X 3/8 FE COMP ADAPT-A-VLV 1/BG	5	60	\$7.09
	✓	LFWAV 666	909-991001	17700393 - TEE 3/8 X 3/8 ANDER-LIGN X 3/8 FE COMP ADAPT-A-VLV 1/BG	5	60	\$7.84

Water Supplies



WATTS
MODEL NO.

TOMAHAWK
ITEM NO.


DESCRIPTION

MIN
QTY.


CASE
QTY.

TOMAHAWK
LIST PRICE




/// SUPPLY STOP WITH LOOSE KEY HANDLE – MULTI-TURN

IPS INLET							
	✓	LF889003LK	134-G1C1CLK04	0121002 - ANG STOP 3/8 FIP X 3/8 OD COMP LOOSE KEY MULTI-TURN CHRМ 1/BX	1	50	\$9.38
	✓	LF890003LK	134-G2F1CLK04	0147024 - ANG STOP 1/2 FIP X 3/8 OD COMP LOOSE KEY MULTI-TURN CHRМ 1/BX	1	50	\$9.36
	✓	LF890203LK	134-G2F2CLK04	0147027 - ANG STOP 1/2 FIP X 1/2 OD COMP LOOSE KEY MULTI-TURN CHRМ 1/BX	1	50	\$19.67
SOLDER INLET							
	✓	LF892003LK	134-G2S1CLK04	0121006 - ANG STOP 1/2 SWT X 3/8 OD COMP LOOSE KEY MULTI-TURN CHRМ 1/BX	1	50	\$8.43
	✓	LF892503LK	134-G2S1CE5LK04	0121013 - ANG STOP 1/2 SWT X 3/8 OD COMP LOOSE KEY MULTI-TURN W/5 EXT 1/BX	1	50	\$12.25
COMPRESSION INLET							
	✓	LF894003LK	134-G2C1CLK04	0147036 - ANG STOP 5/8 OD X 3/8 OD COMP LOOSE KEY MULTI-TURN CHRМ 1/BX	1	50	\$9.03






/// SUPPLY STOP WITH LOOSE HANDLE QUARTER-TURN KwikStop™

COMPRESSION INLET							
	✓	LFBV8940LK	132-G2C1CLH04	0147125 - ANG STOP 5/8 OD X 3/8 OD COMP LOOSE HANDLE 1/4-TURN CHRМ 1/BX	20	240	\$9.50




/// BASIN SUPPLY KITS WITH ANGLE MULTI-TURN STOPS

IPS INLET							
		LFB889012C		IN DEVELOPMENT			
SOLDER INLET							
		LFB892012K		IN DEVELOPMENT			
COMPRESSION INLET							
		LFB894012C		IN DEVELOPMENT			


Water Supplies

	NO LEAD	WATTS MODEL NO.	TOMAHAWK ITEM NO.	DESCRIPTION	MIN QTY.	CASE QTY.	TOMAHAWK LIST PRICE
/// TANK SUPPLY KITS WITH ANGLE MULTI-TURN STOPS							
	SOLDER INLET						
	✓	T892512C		IN DEVELOPMENT			
	COMPRESSION INLET						
	✓	T894012C		IN DEVELOPMENT			
/// TANK SUPPLY KITS WITH STRAIGHT MULTI-TURN STOPS							
	SOLDER INLET						
	✓	T892612C		IN DEVELOPMENT			
/// SMOOTH FLEXIBLE SUPPLY TUBES							
	LAVATORY & SINK SUPPLY TUBES – CHROME-PLATED & ROUGH BRASS						
	✓	876001	283-S04112R100	0141277 - LAV-SINK SUPPLY 3/8 X 12 ROUGH BRASS	1	100	\$3.11
	✓	876003	283-S04112C00	0141280 - LAV-SINK SUPPLY 3/8 X 12 CHR	1	100	\$3.32
	✓	875003	283-S04116C00	0141275 - LAV-SINK SUPPLY 3/8 X 16 CHR	1	100	\$4.12
	✓	877001	283-S04120R100	0141285 - LAV-SINK SUPPLY 3/8 X 20 ROUGH BRASS	1	100	\$3.56
	✓	877003	283-S04120C00	0141288 - LAV-SINK SUPPLY 3/8 X 20 CHR	1	100	\$4.80
	✓	878001	283-S04130R150	0141293 - LAV-SINK SUPPLY 3/8 X 30 ROUGH BRASS	1	50	\$6.76
	✓	878003	283-S04130C50	0141294 - LAV-SINK SUPPLY 3/8 X 30 CHR	1	50	\$8.30
	✓	879001	283-S04136R100	0141295 - LAV-SINK SUPPLY 3/8 X 36 ROUGH BRASS	1	100	\$7.93
✓	879003	283-S04136C50	0141296 - LAV-SINK SUPPLY 3/8 X 36 CHR	1	50	\$8.97	
	CLOSET SUPPLY TUBES – CHROME-PLATED						
	✓	880003	283-T25112C00	0141301 - TOILET SUPPLY 3/8 X 12 CHR LESS NOSE CONE	1	100	\$3.74
	✓	880003R	283-T24112C00	0141304 - TOILET SUPPLY 3/8 X 12 CHR W/ RUBBER NOSE CONE	1	100	\$3.70
	✓	882003	283-T25116C00	0141312 - TOILET SUPPLY 3/8 X 16 CHR LESS NOSE CONE	1	100	\$4.65
	✓	881003	283-T25120C00	0141307 - TOILET SUPPLY 3/8 X 20 CHR LESS NOSE CONE	1	100	\$5.57
	✓	881003R	283-T24120C00	0141310 - TOILET SUPPLY 3/8 X 20 CHR W/ RUBBER NOSE CONE	1	100	\$5.87

Water Supplies





	NO LEAD	WATTS MODEL NO.	TOMAHAWK ITEM NO.	DESCRIPTION	MIN QTY.	CASE QTY.	TOMAHAWK LIST PRICE
/// SPECIAL CONNECTION LAVATORY & SINK SUPPLY TUBES – CHROME-PLATED & ROUGH BRASS							
	✓	893101	283-S05112R150	0141317 - LAV-SINK SUPPLY 3/8 X 12 FEMALE SWEAT ROUGH BRASS	1	50	\$2.41
	✓	893251	283-S06112R150	0141321 - LAV-SINK SUPPLY 3/8 X 12 DELTA W/ COMP ROUGH BRASS	1	50	\$4.17
	✓	893253	283-S06112C50	0141322 - LAV-SINK SUPPLY 3/8 X 12 DELTA W/ COMP CHRМ	1	50	\$5.46
	✓	893351	283-S06120R150	0141324 - LAV-SINK SUPPLY 3/8 X 20 DELTA W/ COMP ROUGH BRASS	1	50	\$6.64
	✓	893353	283-S06120C50	0141325 - LAV-SINK SUPPLY 3/8 X 20 DELTA W/ COMP CHRМ	1	50	\$7.70
/// PEX FLEXIBLE SUPPLY TUBES							
	LAVATORY & SINK SUPPLY TUBES – PEX						
	✓	876555	285-S0411200	0144268 - LAV-SINK SUPPLY 3/8 X 12 PEX	100	100	\$0.89
	✓	875555	285-S0411500	0144264 - LAV-SINK SUPPLY 3/8 X 15 PEX	1	100	\$0.94
	✓	877555	285-S0412000	0144263 - LAV-SINK SUPPLY 3/8 X 20 PEX	1	100	\$1.07
	✓	878555	285-S0413000	0144273 - LAV-SINK SUPPLY 3/8 X 30 PEX	1	100	\$1.47
	✓	879555	285-S0413600	0144274 - LAV-SINK SUPPLY 3/8 X 36 PEX	1	100	\$1.68
	CLOSET SUPPLY TUBES – PEX						
		880555	285-T2411201	0144277 - TOILET SUPPLY 3/8 X 12 PEX	1	100	\$0.89
		882555		OBSOLETE*			
		881555	285-T2412001	0144271 - TOILET SUPPLY 3/8 X 20 PEX	1	100	\$1.07



- Supplied with plastic ferrules

	NO LEAD	WATTS MODEL NO.	TOMAHAWK ITEM NO.	DESCRIPTION	MIN QTY.	CASE QTY.	TOMAHAWK LIST PRICE
/// FLEXIBLE SUPPLY ACCESSORIES							
	COMPRESSION RINGS (FERRULES)						
		PB60-PT	907-Q20225	16856053 - FERRULE 1/4 OD DELRIN COMP 25/BG	1	60	\$2.32
		A-101C	907-Q21025	17010101 - FERRULE 3/8 OD DELRIN COMP 25/BG	5	60	\$1.77


*Item discontinued prior to acquisition by Sioux Chief.

Water Supplies/Toilet Fill Valves




	WATTS MODEL NO.	TOMAHAWK ITEM NO.	DESCRIPTION	MIN QTY.	CASE QTY.	TOMAHAWK LIST PRICE
/// 3/4" STAINLESS STEEL CORRUGATED WATER HEATER CONNECTORS						
	FEMALE NUT X FEMALE NUT					
	FFSS12	634-3F3F12	WH CONNECTOR 12" 3/4 FIP X 3/4 FIP SS CORRUGATED	1	10	\$9.00
	FFSS15	634-3F3F15	IN DEVELOPMENT			
	FFSS18	634-3F3F18	WH CONNECTOR 18" 3/4 FIP X 3/4 FIP SS CORRUGATED	1	10	\$10.75
	FFSS24	634-343424	WH CONNECTOR 24" 3/4 FIP X 3/4 FIP SS CORRUGATED	1	10	\$13.00
/// 1" STAINLESS STEEL CORRUGATED WATER HEATER/SOFTENER CONNECTORS						
	FEMALE NUT X FEMALE NUT					
	1FFSS12	634-4F4F12	IN DEVELOPMENT			
	1FFSS15	634-4F4F15	IN DEVELOPMENT			
	1FFSS18	634-4F4F18	WS CONNECTOR 18" 1 FIP X 1 FIP SS CORRUGATED	1	10	\$13.75
	1FFSS24	634-4F4F24	IN DEVELOPMENT			
/// 1" X 3/4" STAINLESS STEEL CORRUGATED WATER HEATER/SOFTENER CONNECTORS						
	FEMALE NUT X FEMALE NUT					
	121SS12	634-4F3F12	IN DEVELOPMENT			
	121SS15	634-4F3F15	IN DEVELOPMENT			
	121SS18	634-4F3F18	WS CONNECTOR 18" 1 FIP X 3/4 FIP SS CORRUGATED	1	10	\$11.45
	121SS24	634-4F3F24	IN DEVELOPMENT			
/// WATER HEATER CONNECTOR PARTS						
	HCW1	634-3W	RUBBER WASHER FOR 3/4 634 SERIES CONNECTORS - IN DEVELOPMENT			
	HCW2	634-4W	RUBBER WASHER FOR 1 634 SERIES CONNECTORS - IN DEVELOPMENT			

	WATTS MODEL NO.	TOMAHAWK ITEM NO.	DESCRIPTION	MIN QTY.	CASE QTY.	TOMAHAWK LIST PRICE
/// Governor™ 80M2 TOILET FILL VALVE						
	Gov80M2R	490-1080M2KIT	0146041 - Governor™ 80M2 ADJ TOILET FILL VALVE & FLAPPER KIT 1/CS	1	5	\$38.75
	Gov80M2-ADJ	490-1080M2	0146040 - Governor™ 80M2 ADJ TOILET FILL VALVE ONLY 1/BX	1	6	\$36.75

Bath Waste Drains

	WATTS MODEL NO.	TOMAHAWK ITEM NO.	DESCRIPTION	MIN QTY.	CASE QTY.	TOMAHAWK LIST PRICE
/// CHAIN AND STOPPER BRASS BATH DRAIN						
	93U	973-3702C04	0145905 - CHAIN & STOPPER W&O TUBULAR 20GA BRASS W/ CHRM TRIM	3	3	\$56.35
	931 2033		OBSOLETE*			




- 1-1/2" or 1-3/8" drain and overflow for both 1-1/2" or 1-3/8" systems
- All brass construction
- Two-hole faceplate with two screws, chain and stopper
- Exposed trim is chrome-plated

	WATTS MODEL NO.	TOMAHAWK ITEM NO.	DESCRIPTION	MIN QTY.	CASE QTY.	TOMAHAWK LIST PRICE
/// BRASS TRIP LEVER BATH DRAINS						
	17-GAUGE – 1-1/2" DRAIN					
	932 273	973-2015C04	0141000 - TRIP LEVER W&O 17GA TUBULAR BRASS W/ CHRM TRIM	1	12	\$92.33
	20-GAUGE – 1-1/2" DRAIN					
	94CP	973-3015C04	0145785 - TRIP LEVER W&O TUBULAR 20GA BRASS W/ CHRM TRIM	4	16	\$60.04
	94PVD	973-3015PB04	0145787 - TRIP LEVER W&O TUBULAR 20GA BRASS W/ POL BRASS TRIM	4	16	\$137.99
	94SN	973-3015SN04	0145928 - TRIP LEVER W&O TUBULAR 20GA BRASS W/ SATN NKL TRIM	1	16	\$137.99
	17-GAUGE – 1-1/2" X 18" DRAIN WITH 9" SHOE TUBE – FOR ROMAN BATHTUBS					
	931 8173		OBSOLETE*			
	20-GAUGE – 1-1/2" X 18" DRAIN WITH 9" SHOE TUBE – FOR ROMAN BATHTUBS					
	98CP	973-3016C04	0145797 - TRIP LEVER W&O TUBULAR 20GA BRASS W/ CHRM TRIM	3	12	\$99.00



- Individually boxed in a sturdy corrugated box
- Plunger type
- Metal linkage

**Item discontinued prior to acquisition by Sioux Chief.*

Bath Waste Drains

	WATTS MODEL NO.	TOMAHAWK ITEM NO.	DESCRIPTION	MIN QTY.	CASE QTY.	TOMAHAWK LIST PRICE
/// BRASS EzyTouch™ BATH DRAINS						
	EzyTouch™ DRAINS – 17-GAUGE – 1-1/2"					
	933 273B	973-2302C04	0141022 - EzyTouch™ W&O 17GA TUBULAR BRASS W/ CHRM TRIM	1	12	\$97.05
	EzyTouch™ DRAINS – 20-GAUGE – 1-1/2"					
	933 443	973-3302C04	0141023 - EzyTouch™ W&O 20GA TUBULAR BRASS W/ CHRM TRIM	1	12	\$85.36
	EzyTouch™ DRAINS – ABOVE FLOOR – 20-GAUGE – 1-1/2"					
	934 443		OBSOLETE*			
/// BRASS EzyTouch™ BATH DRAINS – WITH REEMED TEES						
	934273RT	973-2319C04	0145013 - EzyTouch™ REEMED TEE W&O TUBULAR BRASS W/ CHRM TRIM	1	10	\$97.05
	93427R14	973-2320C04	0145441 - EzyTouch™ W&O 17GA TUBULAR BRASS W/ CHRM TRIM & RMD TEE	1	1	\$118.67
	93427R18		OBSOLETE*			









- Includes reamed tee for above-the-floor installations

	WATTS MODEL NO.	TOMAHAWK ITEM NO.	DESCRIPTION	MIN QTY.	CASE QTY.	TOMAHAWK LIST PRICE
/// BRASS Twist-N-Close™ BATH DRAINS						
	Twist-N-Close™ DRAINS – 20 GAUGE – 1-1/2"					
	95CP	973-3102C04	0145786 - Twist-N-Close™ W&O TUBULAR 20GA BRASS W/ CHRM TRIM	4	16	\$79.27
/// STANDING BATH WASTES						
	18-2	973-3900C04	0143171 - STANDING BATH WASTE CHRM	1	10	\$94.79

- Chrome-plated brass

*Item discontinued prior to acquisition by Sioux Chief.


Bath Waste Drains

	WATTS MODEL NO.	TOMAHAWK ITEM NO.	DESCRIPTION	MIN QTY.	CASE QTY.	TOMAHAWK LIST PRICE
/// PLASTIC BATH DRAINS						
	EzyTouch™ DRAINS – BLACK PLASTIC – 1-1/2"					
	393 3333		OBSOLETE*			
	EzyTouch™ DRAINS – WHITE PLASTIC – 1-1/2"					
	393 3666	973-0302C04	0141033 - EzyTouch™ W&O TUBULAR WHITE W/ CHR M TRIM	1	12	\$26.26
	TRIP LEVER DRAINS – BLACK PLASTIC – 1-1/2"					
	34CP	973-1010C04	0145789 - TRIP LEVER W&O TUBULAR BLACK W/ CHR M TRIM	4	4	\$18.64
	44PVD	973-1010PB04	0145792 - TRIP LEVER W&O TUBULAR BLACK W/ POL BRASS TRIM	4	4	\$43.95
	TRIP LEVER DRAINS – WHITE PLASTIC – 1-1/2"					
	393 4666	973-0010C04	0141104 - TRIP LEVER W&O TUBULAR WHITE W/ CHR M TRIM	8	8	\$19.28
	4PVD	973-0010PB04	0145791 - TRIP LEVER W&O TUBULAR WHITE W/ POL BRASS TRIM	4	4	\$43.95
	4CP	973-0010C01	0145796 - TRIP LEVER W&O TUBULAR WHITE W/ CHR M TRIM	8	8	\$19.28
	Twist-N-Close™ DRAINS – BLACK PLASTIC – 1-1/2"					
	393 5333		OBSOLETE*			
	Twist-N-Close™ DRAINS – WHITE PLASTIC – 1-1/2"					
	393 5666	973-0102C04	0141124 - Twist-N-Close™ W&O TUBULAR WHITE W/ CHR M TRIM 1/BX	1	12	\$24.65
	393 566CM	973-0202C01	0145901 - Twist-N-Close™ W&O TUBULAR WHITE W/ CHR M TRIM 1/BG	1	8	\$22.32
/// SCHEDULE 40 BATH DRAINS						
	EzyTouch™ DRAINS – ABS – 1-1/2"					
	493 3333	973-8401C01	0145902 - EzyTouch™ W&O ABS SOLVENT WELD W/ PIPE, TEE & CHR M TRIM 1/BG	1	12	\$25.66
	53PVD	973-8301PB04	0145794 - EzyTouch™ W&O ABS SOLVENT WELD W/ PIPE, TEE & POL BRASS TRI	4	4	\$54.97
	EzyTouch™ DRAINS – PVC – 1-1/2"					
	43CP	973-6301C04	0145793 - EzyTouch™ W&O PVC SOLVENT WELD W/ PIPE, TEE & CHR M TRIM	4	4	\$28.00





- Includes overflow tube and tee

*Item discontinued prior to acquisition by Sioux Chief.



Bath Waste Drains

	WATTS MODEL NO.	TOMAHAWK ITEM NO.	DESCRIPTION	MIN QTY.	CASE QTY.	TOMAHAWK LIST PRICE
/// SCHEDULE 40 BATH DRAINS (cont.)						
	Twist-N-Close™ DRAINS – PVC – 1-1/2"					
	45CP	973-6101C01	0145798 - Twist-N-Close™ W&O PVC SOLVENT WELD W/ PIPE, TEE & CHRМ TRIM 1/BG	8	8	\$28.00

- Includes overflow tube and tee

	WATTS MODEL NO.	TOMAHAWK ITEM NO.	DESCRIPTION	MIN QTY.	CASE QTY.	TOMAHAWK LIST PRICE
/// SCHEDULE 40 PLUMBER'S PACK BATH DRAIN						
	EzyTouch™ MECHANISM – ABS – 1-1/2"					
	433	973-7401C04	0141159 - EzyTouch™ W&O ABS SOLVENT WELD W/ CHRМ TRIM	1	10	\$22.67
	433 BA		OBSOLETE*			
	EzyTouch™ MECHANISM – PVC – 1-1/2"					
	434	973-5401C04	0141165 - EzyTouch™ W&O PVC SOLVENT WELD W/ CHRМ TRIM	1	12	\$18.83
	Twist-N-Close™ MECHANISM – ABS – 1-1/2"					
	435CP	973-7201C01	0145907 - Twist-N-Close™ W&O ABS SOLVENT WELD W/ CHRМ TRIM	8	8	\$18.83
	Twist-N-Close™ MECHANISM – PVC – 1-1/2"					
	436CP	973-5201C01	0145906 - Twist-N-Close™ W&O PVC SOLVENT WELD W/ CHRМ TRIM	8	8	\$18.83

- Plumber's packs contain a top elbow, shoe elbow and all trim

	WATTS MODEL NO.	TOMAHAWK ITEM NO.	DESCRIPTION	MIN QTY.	CASE QTY.	TOMAHAWK LIST PRICE
/// SCHEDULE 40 PLUMBER'S PACK BATH DRAIN – WITH TEST KITS						
	EzyTouch™					
	434 TBA	973-5304C01	0145208 - EzyTouch™ W&O PVC SOLVENT WELD PLUMBERS PACK W/ TEST KIT 1/BG	1	24	\$22.67
	Twist-N-Close™					
	436 CMTBA	973-5104C01	0145209 - Twist-N-Close™ SCH 40 PVC PLUMBERS PACK W/ TEST KIT	1	24	\$22.67

- Kit contains top elbow, shoe elbow and all trim pieces
- Chrome





Bath Waste Drains / Metal Tubular Products

	WATTS MODEL NO.	TOMAHAWK ITEM NO.	DESCRIPTION	MIN QTY.	CASE QTY.	TOMAHAWK LIST PRICE
/// BATH DRAIN ACCESSORIES						
	931 003	973-9000C01	0143190 - TRIP LEVER FACEPLATE W/ SCREWS CHRM (BRASS) 1/BG	1	25	\$12.35
	931 013	974-60102	0143771 - TWO-HOLE TUB FACEPLATE CHRM 1/BG	1	12	\$5.38
	932 003	973-90097R101	0143786 - BATH DRAIN REPAIR PARTS CAST BRASS SHOE 1-3/8	1	25	\$20.98
	934 003	973-9601	0143784 - SHOE STRAINER WASHER	1	100	\$0.99
	936 003		OBSOLETE*			
	936 003AS		OBSOLETE*			
	937 003	973-9300C04	0143797 - EzyTouch™ REPAIR STRAINER BRASS CHRM FINISH	1	12	\$15.22
	937 003MO	973-9392C04	0143798 - EzyTouch™ REPLACEMENT MECHANISM ONLY CHRM	1	10	\$8.16
	938 003	973-9100C04	0143801 - Twist-N-Close™ ASSEMBLY CHRM W/ BRASS BODY/ PLUNGER 1/BX	1	12	\$15.22




	WATTS MODEL NO.	TOMAHAWK ITEM NO.	DESCRIPTION	MIN QTY.	CASE QTY.	TOMAHAWK LIST PRICE
/// WALL TUBES						
	22-GAUGE					
	201 223	240-175107C24	0140005 - WALL TUBE 1-1/4 X 7 CHRM 22GA	1	24	\$6.75
	201 222BA	240-175107C01	0145512 - WALL TUBE 1-1/4 X 7 CHRM 22GA 1/BG	1	12	\$6.75
	203 223	240-176107C24	0140018 - WALL TUBE 1-1/2 X 7 CHRM 22GA	1	24	\$7.83
	20-GAUGE					
	201 2035	240-175212C24	0140004 - WALL TUBE 1-1/4 X 12 CHRM 20GA	1	24	\$11.54
	203 2035	240-176212C24	0140013 - WALL TUBE 1-1/2 X 12 CHRM 20GA	1	24	\$14.30
	17-GAUGE					
	203 1735	240-176312C24	0140009 - WALL TUBE 1-1/2 X 12 CHRM 17GA	1	24	\$22.20
	203 173	240-176307C24	0140010 - WALL TUBE 1-1/2 X 7 CHRM 17GA	1	24	\$11.74
/// QUICK REPAIR ELBOWS						
	20-GAUGE					
	216 203	240-8352C24	0140026 - 90 ELBOW QUICK REPAIR 1-1/4 CHRM 20GA	1	24	\$8.97

*Item discontinued prior to acquisition by Sioux Chief.

Metal Tubular Products





	WATTS MODEL NO.	TOMAHAWK ITEM NO.	DESCRIPTION	MIN QTY.	CASE QTY.	TOMAHAWK LIST PRICE
/// J-Bend – LESS CLEANOUT						
	22-GAUGE					
	400 222BA	240-1551C01	0145514 - J-Bend 1-1/4 CHRM 22GA 1/BG	1	12	\$10.57
	20-GAUGE					
	402 203	240-1552C04	0140042 - J-Bend 1-1/4 CHRM 20GA 1/BX	1	25	\$12.48
	403 203	240-1562C04	0140047 - J-Bend 1-1/2 CHRM 20GA 1/BX	1	25	\$13.68
	17-GAUGE					
	404 173	240-1553C04	0140050 - J-Bend 1-1/4 CHRM 17GA 1/BX	1	25	\$13.10
	405 173	240-1563C04	0140056 - J-Bend 1-1/2 CHRM 17GA 1/BX	1	25	\$15.86
	405 173B	240-15631C04	0140057 - J-Bend 1-1/2 W/ BRASS NUT CHRM 17GA 1/BX	1	25	\$16.86
Not pictured	17-GAUGE – LOW INLET TYPE					
	405 173LI	240-2163C04	0145157 - J-Bend LOW-INLET 1-1/2 CHRM 17GA	1	25	\$14.83
/// J-Bend FOR SWIVEL TRAPS						
	22-GAUGE – LESS CLEANOUT					
	416 222	240-1661C01	0143239 - J-Bend F/ SWIVEL TRAP 1-1/2 CHRM 22GA 1/BG	1	25	\$12.96
	20-GAUGE – LESS CLEANOUT					
	418 202	240-1662C04	0140068 - J-Bend F/ SWIVEL TRAP 1-1/2 CHRM 20GA 1/BX	1	25	\$15.81
/// WASHING MACHINE TRAPS						
	432 222	240-1861C04	0140194 - WASHING MACHINE TRAP CHRM 22GA 1/BX	1	12	\$47.95

Metal Tubular Products

	WATTS MODEL NO.	TOMAHAWK ITEM NO.	DESCRIPTION	MIN QTY.	CASE QTY.	TOMAHAWK LIST PRICE
/// P-Trap						
	22-GAUGE – LESS CLEANOUT					
	501 223	240-0151C04	0140106 - P-Trap 1-1/4 CHRМ 22GA 1/BX	1	25	\$14.01
	503 221	240-0161R104	0140148 - P-Trap 1-1/2 ROUGH BRASS 22GA 1/BX	1	25	\$15.84
	503 223	240-0161C04	0140151 - P-Trap 1-1/2 CHRМ 22GA 1/BX	1	50	\$16.50
	503 223D	240-0261C04	0140153 - P-Trap 1-1/2 W/ BELL ESCUT CHRМ 22 GA 1/BX	1	25	\$18.43
	505 223CN	240-0181C04	0140174 - P-Trap 1-1/2 X 1-1/4 CHOKE NECK CHRМ 22GA 1/BX	1	25	\$22.42
	501 223D	240-0251C04	0140109 - P-TRAP 1-1/4 W/ BELL ESCUT CHRМ 22GA 1/BX	1	25	\$15.31
	20-GAUGE – LESS CLEANOUT					
	501 203	240-0152C04	0140095 - P-Trap 1-1/4 CHRМ 20GA 1/BX	1	25	\$16.35
	501 203BA		OBSOLETE*			
	501 2035	240-015212C04	0140097 - P-Trap 1-1/4 W/ 12IN WALL TUBE CHRМ 20GA 1/BX	1	25	\$27.75
	503 201	240-0162R104	0140138 - P-Trap 1-1/2 ROUGH BRASS 20GA 1/BX	1	25	\$16.96
	503 203	240-0162C04	0140144 - P-Trap 1-1/2 CHRМ 20GA 1/BX	1	25	\$18.48
	503 203B	240-01621C04	0145354 - P-Trap 1-1/2 W/ BRASS NUTS CHRМ 20GA 1/BX	1	25	\$21.99
	503 203D	240-0262C04	0140146 - P-Trap 1-1/2 W/ BELL ESCUT CHRМ 20GA	1	25	\$20.65
	503 2035	240-016215C04	0140145 - P-Trap 1-1/2 W/ 12IN WALL TUBE CHROME 20GA 1/BX	1	25	\$28.99
	501 203D	240-0252C04	0140100 - P-Trap 1-1/4 W/ BELL ESCUT CHRМ 20GA 1/BX	1	25	\$17.31
	17-GAUGE – LESS CLEANOUT					
	501 173	240-0153C04	0140084 - P-Trap 1-1/4 CHRМ 17GA 1/BX	1	25	\$19.23
	501 173D	240-0253C04	0140089 - P-Trap 1-1/4 W/ BRASS NUTS CHRМ 17GA 1/BX	1	25	\$19.65
	501 173X	240-0353C04	0144987 - P-Trap 1-1/4 W/ BOX ESCUT CHRМ 17GA 1/BX	1	25	\$21.26
	501 1735	240-015312C04	0140085 - P-Trap 1-1/4 W/ 12IN WALL TUBE CHRМ 17GA 1/BX	1	25	\$30.18
	501 1735D	240-025315C04	0140086 - P-Trap 1-1/4 W/ 12IN WALL TUBE BELL ESCUT CHROME 17GA 1/BX	1	25	\$31.11
	503 171	240-0163R104	0140119 - P-Trap 1-1/2 ROUGH BRASS 17GA 1/BX	1	25	\$19.30
	503 173	240-0163C04	0140127 - P-Trap 1-1/2 CHRМ 17GA 1/BX	1	50	\$19.88
	503 173D	240-0263C04	0140132 - P-Trap 1-1/2 W/ BELL ESCUT CHRМ 17GA 1/BX	1	25	\$25.89
	503 173BD	240-02631C04	0140130 - P-Trap 1-1/2 W/ BRASS NUTS & BELL ESCUT CHRМ 17GA 1/BX	1	25	\$29.40
	503 173X	240-0363C04	0144986 - P-Trap 1-1/2 W/ BOX ESCUT CHRМ 17GA 1/BX	1	25	\$23.32
	503 1735	240-016312C04	0140128 - P-Trap 1-1/2 W/ 12IN WALL TUBE CHRМ 17GA 1/BX	1	25	\$31.98
	503 1735B	240-0163121C04	0145328 - P-Trap 1-1/2 W/ 12IN WALL TUBE & BRS NUTS CHRМ 17GA 1/BX	1	25	\$35.49
	503 1735D	240-036312C04	0145404 - P-Trap 1-1/2 W/ 12IN WALL TUBE BELL ESCUT 17GA 1/BX	1	25	\$32.68
	505 173CN	240-0183C04	0140170 - P-Trap 1-1/2 X 1-1/4 CHOKE NECK CHRМ 17GA 1/BX	1	25	\$24.28






*Item discontinued prior to acquisition by Sioux Chief.

Metal Tubular Products




	WATTS MODEL NO.	TOMAHAWK ITEM NO.	DESCRIPTION	MIN QTY.	CASE QTY.	TOMAHAWK LIST PRICE
/// P-Trap (cont.)						
	20-GAUGE – WITH CLEANOUT					
	502 203	240-0452C04	0140177 - P-Trap 1-1/4 W/ CLEANOUT CHR 20GA 1/BX	1	25	\$19.86
	504 201	240-0462R104	0140164 - P-Trap 1-1/2 W/ CLEANOUT RGH BRAS 20GA	1	25	\$20.37
	504 203	240-0462C04	0140166 - P-Trap 1-1/2 W/ CLEANOUT CHR 20GA 1/BX	1	25	\$20.94
	17-GAUGE – WITH CLEANOUT					
	502 173	240-0453C04	0140113 - P-Trap 1-1/4 W/ CLEANOUT CHR 17GA 1/BX	1	25	\$22.74
	502 173B	240-04531C04	0140114 - P-Trap 1-1/4 W/ CLEANOUT BRS NUT 17GA 1/BX	1	25	\$24.36
	502 173D	240-0553C04	0140116 - P-Trap 1-1/4 W/ CLEANOUT BELL ESCUT 17GA 1/BX	1	25	\$23.67
	502 173BD	240-05531C04	0140115 - P-Trap 1-1/4 W/ CO BELL ESCUT BRS NUT 17GA 1/BX	1	25	\$25.29
	504 173	240-0463C04	0140158 - P-Trap 1-1/2 W/ CLEANOUT CHR 17GA 1/BX	1	25	\$23.86
	504 173B	240-04631C04	0140160 - P-Trap 1-1/2 W/ CLEANOUT & BRS NUTS CHR 17GA	1	25	\$28.77
	504 173BG	240-04632C04	0140162 - P-Trap 1-1/2 W/ CO BRS NUT GRND JNT 17GA 1/BX	1	25	\$39.49
	504 173D	240-0563C04	0140163 - P-Trap 1-1/2 W/ CO BELL ESCUT 17GA 1/BX	1	25	\$24.80
	17-GAUGE – CAST BODY – WITH CLEANOUT					
	518 173	240-0454C04	0140276 - P-Trap CAST BODY W/ CLEANOUT 1-1/4 CHR 17GA 1/BX	1	25	\$33.89
	518 173BN	240-04571C04	0140277 - P-Trap 1-1/4 CAST BODY W/ CLEANOUT & BRS NUTS CHR 17GA 1/BX	1	25	\$36.84
	518 173D	240-0554C04	0140279 - P-Trap CAST BODY W/ CO & BELL ESCUT 1-1/4 CHR 17GA 1/BX	1	25	\$34.50
	518 173BD	240-05541C04	0144988 - P-Trap CAST BODY W/ CO BRS NUT BELL ESCUT 1-1/4 CHR 17GA 1/BX	1	25	\$36.84
	519 173	240-0464C04	0140281 - P-Trap CAST BODY W/ CLEANOUT 1-1/2 CHR 17GA 1/BX	1	25	\$39.70
	519 173BN	240-0467C04	0140282 - P-Trap 1-1/2 CAST BODY W/ CLEANOUT & BRS NUTS CHR 17GA 1/BX	1	25	\$43.20
	519 173D	240-0564C04	0140284 - P-Trap CAST BODY W/ CO & BELL ESCUT 1-1/2 CHR 17GA 1/BX	1	25	\$38.60
	519 173BD		OBSOLETE*			
519 173R	240-0487C04	0140285 - P-Trap 1-1/2 X 1-1/4 CAST BODY W/ CLEANOUT CHR 17 GA 1/BX	1	25	\$39.74	
/// REPAIR P-Trap						
	20-GAUGE – LESS CLEANOUT					
	516 203	240-1052C04	0140176 - REPAIR P-Trap 1-1/4 CHR 20GA 1/BX	1	25	\$19.45
	517 203	240-1062C04	0140178 - REPAIR P-Trap 1-1/2 CHR 20GA 1/BX	1	25	\$23.71

*Item discontinued prior to acquisition by Sioux Chief.




Metal Tubular Products

	WATTS MODEL NO.	TOMAHAWK ITEM NO.	DESCRIPTION	MIN QTY.	CASE QTY.	TOMAHAWK LIST PRICE
/// ADJUSTABLE SWIVEL SINK TRAPS						
	22-GAUGE – CAST I.P.S. ELBOW – LESS CLEANOUT					
	521 222	240-2255C04	0140242 - SWIVEL SINK TRAP ADJ 1-1/4 22GA CHRМ 1/BX	1	25	\$27.35
	522 222	240-2265C04	0140253 - SWIVEL SINK TRAP ADJ 1-1/2 22GA CHRМ 1/BX	1	25	\$28.35
	17-GAUGE – CAST I.P.S. ELBOW – LESS CLEANOUT					
	522 172	240-2267C04	0140244 - SWIVEL SINK TRAP ADJUSTABLE 1-1/2 CHRМ 17GA 1/BX	1	25	\$24.80
	522 171LA	240-2267R104	0140243 - SWIVEL SINK TRAP ADJ 1-1/2 17GA RGH BRS 1/BX	1	25	\$23.79
	522 173LA	240-2287C04	0140247 - L.A. SWIVEL SINK TRAP 1-1/2 X 1-1/4 CHRМ 17GA 1/BX	1	25	\$26.97
	17-GAUGE – FOR PLASTIC PIPE – WITH 6" COVER TUBE					
	522 403	240-22873C04	0140254 - SWIVEL TRAP PVC 1-1/2 W/ COVER 17GA CHRМ 1/BX	1	10	\$38.25
/// REGULATION TRAPS						
	NEW YORK REGULATION TYPE – CAST BRASS BODY					
	1-2-1 H	240-09847R104	0142505 - NY REGULATION TRAP W/ CO 1-1/2 X 1-1/4 ROUGH BRASS CAST 1/BX	1	5	\$23.56
	1-2-3- H	240-09847C04	0142507 - NY REGULATION TRAP W/ CO 1-1/2 X 1-1/4 CHRМ CAST 1/BX	1	5	\$36.51
	1-5-1-H	240-09947R104	0142510 - NY REGULATION TRAP W/ CO 2 X 1-1/2 ROUGH BRASS CAST 1/BX	1	5	\$25.71
	1-5-3	240-08947C04	0142511 - NY REGULATION TRAP 2 X 1-1/2 CHRМ CAST	1	25	\$35.49
	L.A. REGULATION TYPE – CAST BRASS BODY					
	1-10-1 H	240-08648R104	0142493 - L.A. REGULATION TRAP 1-1/2 IPS ROUGH BRASS CAST 1/BX	5	25	\$23.49
	1-10-3 H	240-08848C04	0142495 - L.A. REGULATION TRAP 1-1/2 X 1-1/4 IPS CHRМ CAST 1/BX	1	5	\$31.79
	1-11-1	240-09648R104	0142496 - L.A. REGULATION TRAP W/ CO 1-1/2 IPS ROUGH BRASS CAST 1/BX	1	5	\$26.49
	1-11-3	240-09848C04	0142497 - L.A. REGULATION TRAP W/ CO 1-1/2 X 1-1/4 IPS CHRМ CAST 1/BX	1	5	\$34.49
	1-12-1 H	240-08688R104	0144780 - L.A. REGULATION TRAP 1-1/2 COPPER ROUGH BRASS CAST 1/BX	5	25	\$23.69
	1-13-1 H	240-08948R104	0142501 - L.A. REGULATION TRAP 2 X 1-1/2 IPS ROUGH BRASS CAST 1/BX	1	20	\$58.08
	1-15-1	240-09988R104	0142503 - L.A. REGULATION TRAP W/ CO 2 X 1-1/2 ROUGH BRASS CAST 1/BX	1	5	\$51.63

Metal Tubular Products


	WATTS MODEL NO.	TOMAHAWK ITEM NO.	DESCRIPTION	MIN QTY.	CASE QTY.	TOMAHAWK LIST PRICE
/// SWING TEE						
	1-21-1 H	240-9394R104	0144539 - SWING TEE 2 X 1-1/2 ROUGH CAST BRASS 1/BX	1	15	\$46.11
/// LOW SEAL BATH TRAP						
	1-14-1	240-9464R104	0142502 - LOW SEAL BATH TRAP 1-1/2 ROUGH BRASS CAST 1/BX	1	25	\$19.79
/// ADJUSTABLE SWIVEL SINK TRAPS – WASHINGTON TRAP						
	17-GAUGE – LESS CLEANOUT					
	520 173	240-22836C04	0140239 - WA. SWIVEL SINK TRAP 1-1/2 X 1-1/4 CHR M 20GA 1/BX	1	25	\$32.94

- With 2" tube wrot elbow (Washington trap)
- Furnished with deep escutcheon and brass nut
- Less cleanout


	WATTS MODEL NO.	TOMAHAWK ITEM NO.	DESCRIPTION	MIN QTY.	CASE QTY.	TOMAHAWK LIST PRICE
/// S-Trap						
	22-GAUGE – LESS CLEANOUT					
	508 223	240-1151C04	0140207 - S-Trap 1-1/4 CHR M 22GA 1/BX	1	12	\$22.57
	512 223	240-1161C04	0140223 - S-Trap 1-1/2 CHR M 22GA 1/BX	1	12	\$30.99
	20-GAUGE – LESS CLEANOUT					
	508 203	240-1152C04	0140201 - S-Trap 1-1/4 CHR M 20GA 1/BX	1	12	\$28.65
	512 203	240-1162C04	0140218 - S-Trap 1-1/2 CHR M 20GA 1/BX	1	12	\$33.89
	17-GAUGE – LESS CLEANOUT					
	508 173	240-1153C04	0140196 - S-Trap 1-1/4 CHR M 17GA	1	12	\$32.75
	508 173BD	240-12531C04	0140198 - S-Trap 1-1/4 W/ BRASS NUTS & BELL ESCUTCHON CHR M 17GA 1/BX	1	12	\$36.42
	508 173X	240-13531C04	0145427 - S-Trap 1-1/4 W/ BRS NUTS & BOX ESCUTCHEON CHR M 17GA 1/BX	1	12	\$36.42
	512 173	240-1163C04	0140213 - S-Trap 1-1/2 CHR M 17GA 1/BX	1	12	\$40.73
	512 173BD	240-12631C04	0140215 - S-Trap 1-1/2 W/ BRASS NUTS & BELL ESCUTCHON CHR M 17GA 1/BX	1	12	\$44.23
512 173X	240-13631C04	0145428 - S-Trap 1-1/2 W/ BRS NUTS & BOX ESCUTCHEON CHR M 17GA 1/BX	1	12	\$44.23	

- Furnished with die cast nut and shallow flanges




Metal Tubular Products

	WATTS MODEL NO.	TOMAHAWK ITEM NO.	DESCRIPTION	MIN QTY.	CASE QTY.	TOMAHAWK LIST PRICE
/// S-Trap (cont.)						
	17-GAUGE – WITH CLEANOUT					
	509 173	240-1453C04	0140208 - S-Trap 1-1/4 W/ CLEANOUT CHR 17GA 1/BX	1	12	\$45.11
	513 173	240-1463C04	0140224 - S-Trap 1-1/2 W/ CLEANOUT CHR 17GA 1/BX	1	12	\$52.44

- Furnished with die cast nut and shallow flanges




	WATTS MODEL NO.	TOMAHAWK ITEM NO.	DESCRIPTION	MIN QTY.	CASE QTY.	TOMAHAWK LIST PRICE
/// UTILITY TRAPS						
	515 403	240-19825C04	0140234 - MKE UTILITY TRAP 1-1/2 X 1-1/4 CHR 20 GA	1	25	\$34.00
	515 471	240-19875R104	0144453 - MKE UTILITY 1-1/2 X 1-1/4 17GA RGH BRS 1/BX	1	25	\$17.05
	515 473	240-19875C04	0144452 - MKE UTILITY 1-1/2 X 1-1/4 17GA CHR 1/BX	1	25	\$22.02
	515 603	240-20825C04	0140236 - MKE UTILITY TRAP W/ CO 1-1/2 X 1-1/4 CHR 20GA 1/BX	1	25	\$38.49
	515 673	240-20835C04	0144455 - MKE UTILITY TRAP W/ CO 1-1/2 X 1-1/4 CHR 17GA 1/BX	1	25	\$39.49

- Milwaukee type




	WATTS MODEL NO.	TOMAHAWK ITEM NO.	DESCRIPTION	MIN QTY.	CASE QTY.	TOMAHAWK LIST PRICE
/// END OUTLET CONTINUOUS WASTES						
	22-GAUGE					
	549 222	240-276116C04	0141876 - END OUTLET SLIP JOINT 1-1/2 X 16 CHR 22GA 1/BX	1	25	\$31.81
	550 222	240-276121C04	0141883 - END OUTLET SLIP JOINT 1-1/2 X 21 CHR 22GA 1/BX	1	25	\$45.07
	20-GAUGE					
	549 202	240-276216C04	0141873 - END OUTLET SLIP JOINT 1-1/2 X 16 CHR 20GA 1/BX	1	25	\$32.94
	549 201B	240-2762161R104	0145001 - END OUTLET SLIP JOINT 1-1/2 X 16 RGH BRS 20GA 1/BX	1	25	\$31.60
	550 202	240-276221C04	0141881 - END OUTLET SLIP JOINT 1-1/2 X 21 CHR 20GA 1/BX	1	25	\$52.74
	17-GAUGE					
	549 172	240-276316C04	0141870 - END OUTLET SLIP JOINT 1-1/2 X 16 CHR 17GA	1	25	\$43.82
	550 172	240-276321C04	0144747 - END OUTLET SLIP JOINT 1-1/2 X 21 CHR 17GA 1/BX	1	25	\$54.92

- Supplied with baffle tee

Metal Tubular Products





	WATTS MODEL NO.	TOMAHAWK ITEM NO.	DESCRIPTION	MIN QTY.	CASE QTY.	TOMAHAWK LIST PRICE
/// END OUTLET CONTINUOUS WASTES (cont.)						
	22-GAUGE					
	590 222	240-286116C04	0141900 - END OUTLET DIRECT CONNECT 1-1/2 X 16 CHRM 22GA 1/BX	1	25	\$30.57
	20-GAUGE					
	590 202	240-286216C04	0141898 - END OUTLET DIRECT CONNECT 1-1/2 X 16 CHRM 20GA 1/BX	1	25	\$31.74
	17-GAUGE					
	590 172	240-2863161C04	0141897 - END OUTLET DIRECT CONNECT W/ BRS NUTS 1-1/2 X 16 CHRM 17GA 1/BX	1	25	\$36.44

- Supplied with baffle tee







	WATTS MODEL NO.	TOMAHAWK ITEM NO.	DESCRIPTION	MIN QTY.	CASE QTY.	TOMAHAWK LIST PRICE
/// CENTER OUTLET CONTINUOUS WASTES						
	22-GAUGE					
	559 222	240-306116C04	0141891 - CENTER OUTLET SLIP JOINT 1-1/2 X 16 CHRM 22GA 1/BX	1	25	\$34.92
	560 222	240-306121C04	0141894 - CENTER OUTLET SLIP JOINT 1-1/2 X 21 CHRM 22GA 1/BX	1	25	\$47.02
	20-GAUGE					
	559 202	240-306216C04	0141889 - CENTER OUTLET SLIP JOINT 1-1/2 X 16 CHRM 20GA 1/BX	1	25	\$39.60
	559 202B	240-3062161C04	0144960 - CENTER OUTLET SLIP JOINT 1-1/2 X 21 CHRM 20GA 1/BX	1	25	\$49.49
	17-GAUGE					
	559 172B	240-3063161C04	0141888 - CENTER OUTLET SLIP JOINT W/ BRS NUTS 1-1/2 X 16 CHRM 17GA 1	1	25	\$48.98

- Supplied with baffle tee

Metal Tubular Products




	WATTS MODEL NO.	TOMAHAWK ITEM NO.	DESCRIPTION	MIN QTY.	CASE QTY.	TOMAHAWK LIST PRICE
/// CENTER OUTLET CONTINUOUS WASTES (cont.)						
	22-GAUGE					
	595 222	240-316116C04	0141908 - CENTER OUTLET DIRECT CONNECT 1-1/2 X 16 CHR M 22GA 1/BX	1	25	\$27.58
	20-GAUGE					
	595 202	240-316216C04	0141906 - CENTER OUTLET SLIP JOINT 1-1/2 X 16 CHR M 20GA 1/BX	1	25	\$36.81
/// WASTE TUBES						
	22-GAUGE					
	567 221	240-606106R124	0140306 - WASTE BEND SLIP JOINT 1-1/2 X 6 ROUGH BRASS 22GA	1	24	\$7.49
	565 221	240-606108R124	0140303 - WASTE BEND SLIP JOINT 1-1/2 X 8 ROUGH BRASS 22GA	1	24	\$8.12
	571 221	240-606111R124	0140332 - WASTE BEND SLIP JOINT 1-1/2 X 11-1/2 ROUGH BRASS 22GA	24	96	\$9.97
	571 223	240-606111C24	0140335 - WASTE BEND SLIP JOINT 1-1/2 X 11-1/2 CHR M BRASS 22GA	1	24	\$11.25
	572 222	240-606115C24	0140342 - WASTE BEND SLIP JOINT 1-1/2 X 15 CHR M BRASS 22GA	1	24	\$17.64
	569 221	240-606118R124	0140315 - WASTE BEND SLIP JOINT 1-1/2 X 18 ROUGH BRASS 22GA	1	24	\$13.50
	574 221	240-606124R124	0140355 - WASTE BEND SLIP JOINT 1-1/2 X 24 ROUGH BRASS 22G	1	24	\$15.84
	574 221A	240-626124R120	0140356 - WASTE BEND SJ X DC 1-1/2 X 24 ROUGH BRASS 22G	1	20	\$24.64
	576 221	240-606136R124	0140362 - WASTE BEND SLIP JOINT 1-1/2 X 36 ROUGH BRASS 22GA	1	24	\$25.49
	20-GAUGE					
	571 201B	240-6062111R124	0140330 - WASTE BEND SLIP JOINT 1-1/2 X 11-1/2 W/BRS NUTS ROUGH BR	1	24	\$15.45
	571 202	240-606211C24	0140331 - WASTE BEND SLIP JOINT 1-1/2 X 11-1/2 CHR M 20GA	1	24	\$17.32
	569 201BL	240-6062181R124	0145344 - WASTE BEND SLIP JOINT 1-1/2 X 18 RGH BRS W/ BRS NUT 20GA	1	24	\$22.57
	574 201	240-606224R124	0140351 - WASTE BEND SLIP JOINT 1-1/2 X 24 ROUGH BRASS 20GA	1	24	\$25.62
574 201B	240-6062241R124	0140353 - WASTE BEND SLIP JOINT 1-1/2 X 24 W/ BRS NUTS ROUGH BR 20GA	1	24	\$26.64	

Metal Tubular Products




	WATTS MODEL NO.	TOMAHAWK ITEM NO.	DESCRIPTION	MIN QTY.	CASE QTY.	TOMAHAWK LIST PRICE
/// WASTE TUBES (cont.)						
	17-GAUGE – WITH BRASS NUTS					
	567 171B	240-6063061R124	0140305 - WASTE BEND SLIP JOINT 1-1/2 X 6 W/ BRS NUT ROUGH BRASS 17GA	1	24	\$11.11
	571 171B	240-6063112R124	0140326 - WASTE BEND SLIP JOINT 1-1/2 X 12 W/ BRS NUTS ROUGH BR	1	24	\$17.54
	571 172B	240-6063111C24	0140328 - WASTE BEND SLIP JOINT 1-1/2 X 11-1/2 W/ BRS NUTS CHRM 17G	1	24	\$18.01
	569 171B	240-6063181R124	0140311 - WASTE BEND SLIP JOINT 1-1/2 X 18 W/ BRS NUT ROUGH BR 17GA	1	24	\$26.06
	574 171B	240-6063241R124	0140349 - WASTE BEND SLIP JOINT 1-1/2 X 24 W/ BRS NUT ROUGH BR 17GA	1	24	\$32.68
	574 172B	240-6063241C24	0140350 - WASTE BEND SLIP JOINT 1-1/2 X 24 W/ BRS NUT CHRM 17GA	1	24	\$37.74
	22-GAUGE – DIRECT CONNECT					
	581 221	240-616111R124	0140375 - WASTE BEND DIRECT CONNECT 1-1/2 X 11-1/2 ROUGH BRS 22GA	1	24	\$7.53
	582 221	240-616115R124	0140380 - WASTE BEND DIRECT CONNECT 1-1/2 X 15 ROUGH BRASS 22GA	1	24	\$9.71
	582 222	240-616115C24	0140381 - WASTE BEND DIRECT CONNECT 1-1/2 X 15 CHRM 22GA	1	24	\$12.16
	583 221		OBSOLETE*			
	584 221	240-616124R124	0140386 - WASTE BEND DIRECT CONNECT 1-1/2 X 24 ROUGH BRASS 22GA	1	24	\$17.78
	584 222	240-616124C24	0140387 - WASTE BEND DIRECT CONNECT 1-1/2 X 24 CHRM 22GA	1	24	\$22.50
	20-GAUGE – DIRECT CONNECT					
	582 202	240-616215C24	0140379 - WASTE BEND DIRECT CONNECT 1-1/2 X 15 CHRM 20GA	1	24	\$18.25
	17-GAUGE – DIRECT CONNECT					
	581 171	240-616311R124	0140372 - WASTE BEND DIRECT CONNECT 1-1/2 X 11-1/2 ROUGH BRS 17GA	1	24	\$14.90
	584 171	240-606324R124	0140384 - WASTE BEND SLIP JOINT 1-1/2 X 24 ROUGH BRASS 17GA	1	24	\$25.13
/// PLAIN END WASTE BENDS						
	579PE	240-636312R124	0145015 - PLAIN END WASTE BEND 1-1/2 X 12 X 12 ROUGH BRS 17GA 1/BG	1	24	\$29.97
	570PE	240-636316R116	0144664 - PLAIN END WASTE BEND 1-1/2 X 16 X 18 ROUGH BRS 17GA	1	16	\$40.14
/// SPACE SAVER DISPOSER WASTE						
	603 202DK	240-336213C04	0141911 - DISPOSER WASTE 1-1/2 X 13 CHRM 20GA 1/BX	1	25	\$32.84

*Item discontinued prior to acquisition by Sioux Chief.






Metal Tubular Products

	WATTS MODEL NO.	TOMAHAWK ITEM NO.	DESCRIPTION	MIN QTY.	CASE QTY.	TOMAHAWK LIST PRICE
/// ELBOWS						
	22-GAUGE – SLIP JOINT ELBOWS					
	624 063	240-825106C01	0140396 - 90 ELBOW SLIP JOINT 1-1/4 X 6 CHR M 22GA 1/BG	1	24	\$8.35
	625 083	240-825108C01	0140399 - 90 ELBOW SLIP JOINT 1-1/4 X 8 CHR M 22GA 1/BG	1	12	\$8.84
	627 121	240-825112R101	0140404 - 90 ELBOW SLIP JOINT 1-1/4 X 12 ROUGH BRASS 22GA 1/BG	1	24	\$13.28
	627 123	240-825112C01	0140405 - 90 ELBOW SLIP JOINT 1-1/4 X 12 CHR M 22GA 1/BG	1	12	\$12.30
	627 223	240-826112C01	0140408 - 90 ELBOW SLIP JOINT 1-1/2 X 12 CHR M 22GA 1/BG	1	12	\$16.74
	17-GAUGE – SLIP JOINT ELBOWS					
	627 173B	240-8263121C12	0140406 - 90 ELBOW SLIP JOINT 1-1/2 X 12 W/ BRASS NUT CHR M 17GA	1	12	\$19.49
/// P.O. AND C.O. BASIN PLUGS						
	630 203	290-20630C04	0140851 - P.O. PLUG DRAIN 1PC 1-1/4 X 5 CHR M	1	50	\$17.07
	630 223	290-630223C04	0140854 - BASIN P.O. PLUG 1-1/4 X 5 CHR M	1	50	\$14.74
	632 223	290-206322C04	0140857 - P.O. PLUG DRAIN 2PC 1-1/4 X 8 CHR M	1	50	\$22.53
	634 223	290-634223C04	0140859 - BASIN P.O. PLUG 1-1/4 X 12 CHR M	1	25	\$25.14
	635 203	290-20635C04	0140860 - C.O. PLUG DRAIN 1PC 1-1/4 X 5 CHR M	1	50	\$17.62





- Individually boxed
- Furnished with chain and stopper

	WATTS MODEL NO.	TOMAHAWK ITEM NO.	DESCRIPTION	MIN QTY.	CASE QTY.	TOMAHAWK LIST PRICE
/// DOUBLE OFFSETS						
	22-GAUGE					
	637 221	240-9051R150	0140415 - OFFSET 1-1/4 ROUGH BRASS 22GA	1	50	\$10.27
	638 221	240-9061R150	0140426 - OFFSET 1-1/2 ROUGH BRASS 22GA	1	50	\$10.78
	637 223	240-9051C50	0140417 - OFFSET 1-1/4 CHR M 22GA 1/BG	1	50	\$10.67
	638 223	240-9061C25	0140429 - OFFSET 1-1/2 CHR M 22GA	1	50	\$12.26
	20-GAUGE					
	637 203	240-9052C50	0140413 - OFFSET 1-1/4 CHR M 20GA	1	50	\$15.45
	638 203	240-9062C50	0140425 - OFFSET 1-1/2 CHR M 20GA	1	50	\$16.19
	17-GAUGE – WITH BRASS NUTS					
	637 173B	240-90531C50	0140411 - OFFSET 1-1/4 W/ BRASS NUTS CHR M 17GA	1	50	\$20.11
	638 171B	240-90631R150	0140421 - OFFSET 1-1/2 W/ BRASS NUTS ROUGH BRASS 17GA	1	50	\$19.35
	638 173B	240-90631C50	0140422 - OFFSET W/ BRASS NUTS 1-1/2 CHR M 17GA	1	50	\$22.95






Metal Tubular Products

	WATTS MODEL NO.	TOMAHAWK ITEM NO.	DESCRIPTION	MIN QTY.	CASE QTY.	TOMAHAWK LIST PRICE
/// TAILPIECES						
	22-GAUGE					
	700 223	240-405104C50	0140510 - TAILPIECE FLANGED 1-1/4 X 4 CHRМ 22GA	1	50	\$6.29
	702 223	240-405108C25	0140514 - TAILPIECE FLANGED 1-1/4 X 8 CHRМ 22GA	1	25	\$6.39
	704 223	240-405112C25	0140517 - TAILPIECE FLANGED 1-1/4 X 12 CHRМ 22GA	1	25	\$7.77
	705 223	240-406104C50	0140526 - TAILPIECE FLANGED 1-1/2 X 4 CHRМ 22GA	1	50	\$3.64
	705 222BA	240-406104C01	0143272 - TAILPIECE FLANGED 1-1/2 X 4 CHRМ 22GA 1/BG	1	25	\$3.95
	706 221	240-406106R150	0140533 - TAILPIECE FLANGED 1-1/2 X 6 ROUGH BRASS 22GA	1	50	\$4.22
	706 223	240-406106C50	0140536 - TAILPIECE FLANGED 1-1/2 X 6 CHRМ 22GA	1	50	\$5.13
	706 222BA	240-406106C01	0143273 - TAILPIECE FLANGED 1-1/2 X 6 CHRМ 22GA 1/BG	1	25	\$5.59
	707 221	240-406108R125	0140543 - TAILPIECE FLANGED 1-1/2 X 8 ROUGH BRASS 22GA	1	25	\$6.49
	707 223	240-406108C25	0140545 - TAILPIECE FLANGED 1-1/2 X 8 CHRМ 22GA	1	25	\$6.84
	707 223BA	240-406108C01	0143274 - TAILPIECE FLANGED 1-1/2 X 8 CHRМ 22GA 1/BG	1	25	\$7.49
	709 221	240-406112R125	0140556 - TAILPIECE FLANGED 1-1/2 X 12 ROUGH BRASS 22GA	1	25	\$6.99
	709 223	240-406112C25	0140559 - TAILPIECE FLANGED 1-1/2 X 12 CHRМ 22GA	25	100	\$9.03
	709 222BA	240-406112C01	0143275 - TAILPIECE FLANGED 1-1/2 X 12 CHRМ 22GA 1/BG	1	25	\$10.39
	718 221	240-406118R125	0140647 - TAILPIECE FLANGED 1-1/2 X 18 ROUGH BRASS 22GA	1	25	\$14.97
	719 221	240-406124R125	0140652 - TAILPIECE FLANGED 1-1/2 X 24 ROUGH BRASS 22GA	1	25	\$15.97
	20-GAUGE					
	705 203	240-406204C50	0140523 - TAILPIECE FLANGED 1-1/2 X 4 CHRМ 20GA	1	50	\$4.84
	706 201	240-406206R150	0140530 - TAILPIECE FLANGED 1-1/2 X 6 ROUGH BRASS 20GA	1	50	\$5.37
	706 203	240-406206C50	0140532 - TAILPIECE FLANGED 1-1/2 X 6 CHRМ 20GA	1	50	\$5.96
	707 203	240-406208C25	0140542 - TAILPIECE FLANGED 1-1/2 X 8 CHRМ 20GA	1	25	\$7.18
	709 201	240-406212R125	0140553 - TAILPIECE FLANGED 1-1/2 X 12 ROUGH BRASS 20GA	1	25	\$9.29
	17-GAUGE					
	706 173	240-406306C50	0140529 - TAILPIECE FLANGED 1-1/2 X 6 CHRМ 17GA	1	50	\$6.90
	707 171	240-406308R125	0140537 - TAILPIECE FLANGED 1-1/2 X 8 ROUGH BRASS 17GA	1	25	\$7.37
	707 173	240-406308C25	0140539 - TAILPIECE FLANGED 1-1/2 X 8 CHRМ 17GA	1	25	\$7.95
	709 171	240-406312R125	0140550 - TAILPIECE FLANGED 1-1/2 X 12 ROUGH BRASS 17GA	1	25	\$11.95
	709 173	240-406312C25	0140552 - TAILPIECE FLANGED 1-1/2 X 12 CHRМ 17GA	1	25	\$12.15
		240-406318R125	0140644 - TAILPIECE FLANGED 1-1/2 X 18 ROUGH BRASS 17GA	1	25	\$21.98
/// DOUBLE TAILPIECES						
	22-GAUGE					
	754 222	240-416116C25	0140705 - TAILPIECE DOUBLE FLANGED 1-1/2 X 16 CHRМ 22GA	1	25	\$13.52
	20-GAUGE					
	754 202	240-416216C25	0140704 - TAILPIECE DOUBLE FLANGED 1-1/2 X 16 CHRМ 20GA	1	25	\$13.96

Metal Tubular Products




	WATTS MODEL NO.	TOMAHAWK ITEM NO.	DESCRIPTION	MIN QTY.	CASE QTY.	TOMAHAWK LIST PRICE
/// DISHWASHER BRANCH TAILPIECES						
	FOR 1/2" COPPER TUBING					
	760 152	207-06325	0140728 - TAILPIECE 6 DISHWASHER 1/2 CHRМ	1	25	\$17.71
	761 152	207-08325	0140740 - TAILPIECE 8 DISHWASHER 1/2 CHRМ	1	25	\$13.59
	763 151	207-12225	0140747 - TAILPIECE 12 DISHWASHER 1/2 ROUGH BRASS	1	25	\$10.27
	763 251	200-12225	0140748 - TAILPIECE 12 DISHWASHER 1/2 ROUGH BRASS	1	25	\$10.34
	763 171B	207-12425	0144729 - DW TAILPIECE DIRECT CONNECT W/ BRS NUTS 1-1/2 X 12 ROUGH BRA	1	25	\$22.18
	FOR 3/4" COPPER TUBING					
	760 002	210-066	TAILPIECE 6 DISHWASHER 3/4 BR CHRМ	25	25	\$17.38
	761 002	210-086	0140731 - TAILPIECE 8 DISHWASHER 3/4 BR CHRМ	25	25	\$15.51
	761 002S	216-086	0140732 TAILPIECE 1-1/2 X 8 DW 3/4 BR SJ CHRМ	25	25	\$17.17
	761 002AP	210-28625	0145282 - TAILPIECE ALL PURPOSE 8 DISHWASHER 3/4 CHRМ	1	25	\$19.09
	763 001	210-12225	0140744 - TAILPIECE 12 DISHWASHER 3/4 ROUGH BRASS	1	25	\$13.26
	FOR 3/4" HOSE AND 1/2" COPPER TUBING					
	761 102	210-38625	0140735 - TAILPIECE 8 DISHWASHER 3/4 X 1/2 CHRМ	1	25	\$17.75
/// GRID DRAINS						
	628 203WC	290-20515C04	0140293 - WHEELCHAIR GRID DRAIN SEMI-CAST BRASS CHRМ 17GA	1	25	\$29.75
	629 203C	290-20514C04	0140294 - GRID DRAIN CAST BRASS 17 GA CHRМ 1/BX	1	25	\$13.40

Metal Tubular Products

	WATTS MODEL NO.	TOMAHAWK ITEM NO.	DESCRIPTION	MIN QTY.	CASE QTY.	TOMAHAWK LIST PRICE
/// DOUBLE SLIP EXTENSION TUBES						
	22-GAUGE					
	759 253	240-465115C16	0140717 - EXTENSION DOUBLE SLIP JOINT 1-1/4 X 16 CHRМ 22GA	1	16	\$15.56
	759 503	240-466116C16	0140719 - EXTENSION DOUBLE SLIP JOINT 1-1/2 X 16 CHRМ 22GA	1	16	\$17.33
/// SOLDER EXTENSION TUBES						
	22-GAUGE					
	710 223	240-475106C50	0140563 - EXTENSION SOLDER 1-1/4 X 6 CHRМ 22GA	1	50	\$5.25
	711 223	240-475108C25	0140574 - EXTENSION SOLDER 1-1/4 X 8 CHRМ 22GA	1	25	\$5.97
	713 223	240-475112C25	0140587 - EXTENSION SOLDER 1-1/4 X 12 CHRМ 22GA	1	25	\$8.08
	714 223BA	240-476106C01	0143280 - EXTENSION SOLDER 1-1/2 X 6 CHRМ 22GA 1/BG	1	25	\$8.49
	715 223	240-476108C25	0140616 - EXTENSION SOLDER 1-1/2 X 8 CHRМ 22GA	1	25	\$7.98
	240-476112C25	0140633 - EXTENSION SOLDER 1-1/2 X 12 CHRМ 22GA	1	25	\$9.82	
/// SLIP JOINT EXTENSION TUBES						
	22-GAUGE					
	710 323	240-455106C32	0140567 - EXTENSION SLIP JOINT 1-1/4 X 6 CHRМ 22GA	1	32	\$5.38
	710 322BA	240-455106C01	0145509 - EXTENSION SLIP JOINT 1-1/4 X 6 CHRМ 22GA 1/BG	1	25	\$5.95
	711 323	240-455108C16	0140578 - EXTENSION SLIP JOINT 1-1/4 X 8 CHRМ 22GA	1	16	\$6.15
	711 323BA		OBSOLETE*			
	713 321	240-455112R116	0140591 - EXTENSION SLIP JOINT 1-1/4 X 12 ROUGH BRASS 22GA	1	16	\$6.99
	713 323	240-455112C16	0140592 - EXTENSION SLIP JOINT 1-1/4 X 12 CHRМ 22GA	1	96	\$7.77
	713 322BA	240-455112C01	0145508 - EXTENSION SLIP JOINT 1-1/4 X 12 CHRМ 22GA 1/BG	1	12	\$9.86
	714 323	240-456106C32	0140608 - EXTENSION SLIP JOINT 1-1/2 X 6 CHRМ 22GA	1	32	\$6.15
	714 322BA	240-456106C01	0145507 - EXTENSION SLIP JOINT 1-1/2 X 6 CHRМ 22GA 1/BG	1	12	\$7.15
	715 323	240-456108C16	0140624 - EXTENSION SLIP JOINT 1-1/2 X 8 CHRМ 22GA	1	16	\$6.92
	717 321	240-456112R106	0140638 - EXTENSION SLIP JOINT 1-1/2 X 12 ROUGH BRASS 22GA	1	16	\$9.24
	717 323	240-456112C16	0140640 - EXTENSION SLIP JOINT 1-1/2 X 12 CHRМ 22GA	1	16	\$9.71
717 322BA	240-456112C01	0145506 - EXTENSION SLIP JOINT 1-1/2 X 12 CHRМ 22GA 1/BG	1	12	\$12.21	
	20-GAUGE					
	710 303	240-455206C32	0140564 - EXTENSION SLIP JOINT 1-1/4 X 6 CHRМ 20GA	1	32	\$9.15
	711 303	240-455208C16	0140575 - EXTENSION SLIP JOINT 1-1/4 X 8 CHRМ 20GA	1	16	\$9.37
	713 303	240-455212C16	0140589 - EXTENSION SLIP JOINT 1-1/4 X 12 CHRМ 20GA	1	16	\$12.91
	715 303	240-456208C16	0140619 - EXTENSION SLIP JOINT 1-1/2 X 8 CHRМ 20GA	1	16	\$9.96
	240-456212C16	0140636 - EXTENSION SLIP JOINT 1-1/2 X 12 CHRМ 20GA	1	16	\$12.56	
	17-GAUGE					
	710 373	240-455306C32	0140568 - EXTENSION SLIP JOINT 1-1/4 X 6 CHRМ 17GA	1	32	\$9.05
	711 373	240-455308C16	0140579 - EXTENSION SLIP JOINT 1-1/4 X 8 CHRМ 17GA	1	16	\$9.68
	713 373	240-455312C16	0140593 - EXTENSION SLIP JOINT 1-1/4 X 12 CHRМ 17GA	1	16	\$12.80
	714 373	240-456306C32	0140609 - EXTENSION SLIP JOINT 1-1/2 X 6 CHRМ 17GA	1	32	\$8.65
	715 373	240-456308C16	0140625 - EXTENSION SLIP JOINT 1-1/2 X 8 CHRМ 17GA	1	16	\$11.63
	717 371B	240-456312R116	0140641 - EXTENSION SLIP JOINT W/ BRS NUTS 1-1/2 X 12 ROUGH BRASS 17G	1	16	\$14.95
	717 373	240-456312C16	0140642 - EXTENSION SLIP JOINT 1-1/2 X 12 CHRМ 17GA	1	16	\$15.32
717 373B	240-456312C16	0140643 - EXTENSION SLIP JOINT W/ BRS NUTS 1-1/2 X 12 CHRМ 17GA	1	16	\$16.49	






*Item discontinued prior to acquisition by Sioux Chief.

Metal Tubular Products




	WATTS MODEL NO.	TOMAHAWK ITEM NO.	DESCRIPTION	MIN QTY.	CASE QTY.	TOMAHAWK LIST PRICE
/// THREADED TUBES						
	20-GAUGE					
	719 203	240-705206C50	0140650 - THREADED BOTH ENDS TUBE 1-1/4 X 6 CHRМ 20GA	1	50	\$5.57
	719 203BA	240-705206C01	0143284 - T.B.E. TUBE BRASS 1-1/4 X 6 CHRМ 20GA 1/BG	1	25	\$7.28
	720 203	240-705208C25	0140656 - THREADED BOTH ENDS TUBE 1-1/4 X 8 CHRМ 20GA	1	25	\$6.67
	722 201	240-705212R125	0140660 - THREADED BOTH ENDS TUBE 1-1/4 X 12 ROUGH BRASS 20GA	1	25	\$8.07
	722 203	240-705212C25	0140663 - THREADED BOTH ENDS TUBE 1-1/4 X 12 CHRМ 20GA	25	100	\$8.54
	722 203BA	240-705212C01	0143285 - THREADED BOTH ENDS TUBE 1-1/4 X 12 CHRМ 20GA 1/BG	1	25	\$11.06
	724 203	240-706206C06	0140667 - T.B.E. TUBE BRASS 1-1/2 X 6 CHRМ 20GA	1	50	\$5.36
	724 203BA		OBSOLETE*			
	725 203	240-706208C25	0140670 - THREADED BOTH ENDS TUBE 1-1/2 X 8 CHRМ 20GA	1	25	\$8.92
	727 201	240-706212R125	0140673 - THREADED BOTH ENDS TUBE 1-1/2 X 12 ROUGH BRASS 20GA	1	25	\$9.08
	727 203	240-706212C25	0140675 - THREADED BOTH ENDS TUBE 1-1/2 X 12 CHRМ 20GA	1	25	\$10.15
	728 201	240-706218R125	0140678 - THREADED BOTH ENDS TUBE 1-1/2 X 18 ROUGH BRASS 20GA	1	25	\$15.65
	729 201	240-706224R125	0140680 - THREADED BOTH ENDS TUBE 1-1/2 X 24 ROUGH BRASS 20GA	1	25	\$19.02
	735 203	240-703212C25	0140688 - THREADED BOTH ENDS TUBE 1-3/8 X 12 CHRМ 20GA	1	25	\$12.65
	17-GAUGE					
	722 171	240-705312R125	0140658 - THREADED BOTH ENDS TUBE 1-1/4 X 12 ROUGH BRASS 17GA	1	25	\$9.08
	722 173	240-705312C25	0140659 - THREADED BOTH ENDS TUBE 1-1/4 X 12 CHRМ 17GA	1	25	\$10.08
	727 171	240-706312R125	0140671 - THREADED BOTH ENDS TUBE 1-1/2 X 12 ROUGH BRASS 17GA	1	25	\$10.97
	727 173	240-706312C25	0140672 - THREADED BOTH ENDS TUBE 1-1/2 X 12 CHRМ 17GA	1	25	\$12.49
728 171	240-706318R125	0144400 - THREADED BOTH ENDS TUBE 1-1/2 X 18 ROUGH BRASS 17GA	1	25	\$16.54	
/// THREADED REDUCING TUBE						
	751 203	240-718108C25	0140701 - THREADED ONE END REDUC TUBE 1-1/2 X 1-1/4 X 8 CHRМ 20GA	1	25	\$9.50

*Item discontinued prior to acquisition by Sioux Chief.

Metal Tubular Products







	WATTS MODEL NO.	TOMAHAWK ITEM NO.	DESCRIPTION	MIN QTY.	CASE QTY.	TOMAHAWK LIST PRICE
/// STRAIGHT BASIN WASTES						
	737 223	240-486124C04	0140692 - BASIN WASTE STRAIGHT 1-1/2 X 24 CHRМ 22GA 1/BX	1	12	\$27.65
/// SINK FUNNELS						
	745 201	240-996208R116	0140697 - SINK FUNNEL 1-1/2 X 8 ROUGH BRASS	1	50	\$17.10
/// COVERING TUBES						
	748 203	240-98720625	0140699 - COVER TUBE WIDE BELL 2 OD X 6 CHRМ	1	50	\$9.75
/// SLIP JOINT COUPLINGS						
	22-GAUGE					
	756 003	240-8051C25	0140708 - COUPLING SLIP JOINT 1-1/4 CHRМ 22GA	1	25	\$4.88
	757 003	240-8061C25	0140711 - COUPLING SLIP JOINT 1-1/2 CHRМ 22GA	1	25	\$5.91
/// SLIP JOINT 45° ELBOWS						
	790 103	240-8451C25	0141459 - 45° ELBOW SLIP JOINT 1-1/4 CHRМ	1	25	\$12.49
	791 103	240-8461C25	0141461 - 45° ELBOW SLIP JOINT 1-1/2 CHRМ	1	50	\$10.81

Metal Tubular Products

	WATTS MODEL NO.	TOMAHAWK ITEM NO.	DESCRIPTION	MIN QTY.	CASE QTY.	TOMAHAWK LIST PRICE
/// SLIP JOINT 90° ELBOWS						
	792 103	240-8251C25	0141465 - 90° ELBOW SLIP JOINT 1-1/4 CHRМ	1	25	\$12.89
	793 103	240-8261C25	0143471 - 90° ELBOW SLIP JOINT 1-1/2 CHRМ	1	25	\$6.92
/// SLIP JOINT & DIRECT CONNECT TEES						
	801 001	240-8561R112	0141472 - TEE 3-WAY SLIP JOINT 1-1/2 ROUGH BRASS	1	12	\$10.90
	801 002	240-8564C01	0143473 - TEE 3-WAY SLIP JOINT 1-1/2 CHRМ CAST BRASS 1/BG	1	12	\$16.37
	802 002	240-8664C12	0143475 - TEE END OUTLET SLIP JOINT 1-1/2 CHRМ	1	12	\$13.66
	806 002	240-8764C06	0141482 - TEE END OUTLET SLIP JOINT 1-1/2 CHRМ CAST BRASS	1	12	\$18.30
	807 002	240-8864C12	0143482 - TEE END OUTLET DIRECT CONNECT 1-1/2 CHRМ	1	12	\$19.28
/// DESANCO FITTINGS						
	1900	270-525	0142655 - DESANCO FITTING BRASS 1-1/4 OD X 1-1/4 MIP	25	100	\$6.95
	1902	270-6	0142657 - DWV CONN BR 1-1/2 X 1-1/2 MIP BRS F	25	25	\$7.92
	1903	272-6	0142659 - DWV CONN BR 1-1/2 X 1-1/2 FIP BRS F	25	25	\$8.12
	1905	272-5625	0143175 - DESANCO FITTING BRASS 1-1/4 OD X 1-1/2 FIP	25	100	\$7.93










- All fittings are supplied with chrome-plated die cast nut and brass ferrule

Plastic Tubular Products






	WATTS MODEL NO.	TOMAHAWK ITEM NO.	DESCRIPTION	MIN QTY.	CASE QTY.	TOMAHAWK LIST PRICE
/// P-Trap						
	FURNISHED WITH POLYPRO WALL TUBE – LESS ADAPTER					
	501 333PB	230-0115101	0141407 - P-Trap BLK PP 1-1/4 BG	1	25	\$2.20
	504333PB	230-0115201	0141369 - P-Trap BLK PP 1-1/4 BG N&RW 1/BG	1	25	\$2.20
	501 666PB	230-0105104	0141410 - P-Trap 1-1/4 WHITE 1/BX	1	25	\$2.20
	504666PB	230-0105201	0141370 - P-Trap WHT PP 1-1/4 BG N&RW BG	1	25	\$2.20
	FURNISHED WITH PVC WALL TUBE AND SOLVENT WELD ADAPTER					
	503 6662	230-0406104	0141475 - P-Trap W/ SOLVENT TRAP ADAPTER 1-1/2 WHITE 1/BX	1	24	\$2.69
	5066662	230-0406204	0141388 - P-Trap WHT 1-1/2 PVS S-WELD ADPT N&RW 1/BX	1	24	\$2.25
	503 662PB	230-0406101	0141473 - P-Trap WHT 1-1/2 PVC S-WELD ADPT N&PW BG	1	50	\$2.25
	506662PB	230-0406201	0141484 - P-Trap WHT 1-1/2 PVC S-WELD ADPT N&RW BG	1	50	\$2.25
	FURNISHED WITH POLYPRO WALL TUBE AND THREADED ADAPTER					
	503 333	230-0316104	0141466 - P-Trap BLK PP 1-1/2 ADPT N&PW BX	1	24	\$2.11
	506333	230-0316204	0141390 - P-Trap 1-1/2 W/ THRD ADPT RBR WSHR BLACK 1/BX	1	24	\$2.11
	503 666	230-0206104	0143474 - P-Trap 1-1/2 W/ THREADED TRAP ADAPTER WHITE 1/BX	1	24	\$2.11
	506666	230-0216204	0141391 - P-Trap 1-1/2 W/ THRD ADPT RBR WSHR BLACK 1/BX	1	24	\$2.11
	503 333PB	230-0316101	0141469 - P-Trap BLK PP 1-1/2 ADPT N&PW BG	1	50	\$1.73
	506333PB	230-0316201	0141392 - P-Trap 1-1/2 W/ THRD ADPT RBR WSHR BLACK 1/BG	1	50	\$1.73
	503 666PB	230-0206101	0143478 - P-Trap W/ THD TRAP ADAPTER 1-1/2 WHITE 1/BG	1	50	\$1.73
	506666PB	230-0206201	0141393 - P-Trap WHT PP 1-1/2 ADPT N&RW BG	1	50	\$1.73
/// S-Trap						
	508 666PB	230-1005104	0143486 - S-Trap WHT PP 1-1/4 BX	1	25	\$8.07
	512 666	230-1006101	0143348 - S-Trap 1-1/2 L/ADAPTER WHITE 1/BG	1	10	\$5.73
	512333	230-1116104	0143487 - S-Trap 1-1/2 BLACK 1/BX	1	12	\$6.11
/// TELESCOPIC END OUT WASTE						
	END OUTLET – SLIP JOINT TYPE					
	549 66TW	230-200616101	0143509 - END OUTLET SLIP JOINT 1-1/2 TELESCOPING WHITE 1/BG	1	25	\$4.30
	54966TW2	230-210616101	0143510 - END OUTLET SJ 1-1/2 TELE W/ 7/8 DW BRANCH WHT 1/BG	1	25	\$6.35
	END OUTLET – DIRECT CONNECT TYPE					
	1549 66TW	230-230616104	0143427 - EO WASTE WHT PP 1-1/2 TELE DC BX	1	25	\$6.55
	1549 6TW2	230-250616101	0143428 - END OUTLET DC 1-1/2 TELE W/ 3/4 DW BRANCH WHT	1	25	\$6.55

- Adjustable up to 16" centers





Plastic Tubular Products

	WATTS MODEL NO.	TOMAHAWK ITEM NO.	DESCRIPTION	MIN QTY.	CASE QTY.	TOMAHAWK LIST PRICE
/// CONTINUOUS END OUT & CENTER OUT WASTE						
	END OUTLET – ALL PURPOSE TYPE					
	549 333AP	230-261616104	0143499 - EO WASTE BLK PP 1-1/2 X 16 AP BX	1	25	\$6.46
	549 666AP	230-260616104	0143505 - EO WASTE WHT PP 1-1/2 X 16 AP BX	1	25	\$6.46
	END OUTLET – SLIP JOINT TYPE – SUPPLIED WITH BAFFLE TEE					
	549 333	230-271616104	0143498 - EO WASTE BLK PP 1-1/2 X 16 SJ BX	1	25	\$6.46
	549 666	230-270616104	0143504 - EO WASTE WHT PP 1-1/2 X 16 SJ BX	1	25	\$6.46
	550 666	230-270621104	0143515 - END OUTLET SLIP JOINT 1-1/2 X 21 WHITE 1/BX	1	25	\$7.58
	551 666	230-270625104	0143517 - EO WASTE WHT PP 1-1/2 X 25 SJ BX	1	25	\$12.84
	END OUTLET – DIRECT CONNECT TYPE – SUPPLIED WITH BAFFLE TEE					
	590 333	230-281616104	0143549 - END OUTLET DIRECT CONNECT 1-1/2 X 16 BLACK 1/BX	1	25	\$6.46
	590 666	230-280616104	0143550 - EO WASTE WHT PP 1-1/2 X 16 DC BX	1	25	\$6.46
	CENTER OUTLET – SLIP JOINT TYPE – SUPPLIED WITH BAFFLE TWIN ELBOW					
	559 333	230-301616104	0143518 - CO WASTE BLK PP 1-1/2 X 16 SJ BX	1	25	\$4.44
	559 666	230-300616104	0143521 - CO WASTE WHT PP 1-1/2 X 16 SJ BX	1	25	\$4.44
	560 333	230-30121104	0143525 - CENTER OUTLET SLIP JOINT 1-1/2 X 21 BLACK 1/BX	1	25	\$6.78
	560 666	230-300621104	0143526 - CO WASTE WHT PP 1-1/2 X 21 SJ BX	1	25	\$6.78
	561 666	230-300625104	0143530 - CO WASTE WHT PP 1-1/2 X 25 SJ BX	1	25	\$9.12
	CENTER OUTLET – DIRECT CONNECT TYPE – SUPPLIED WITH BAFFLE TWIN ELBOW					
	595 666	230-310616104	0143556 - CO WASTE WHT PP 1-1/2 X 16 DC BX	1	25	\$4.44
	CENTER OUTLET – ALL PURPOSE TYPE					
	559 333AP	230-291616104	0143519 - CO WASTE BLK PP 1-1/2 X 16 AP BX	1	25	\$4.44
	559 666AP	230-290616104	0143522 - CO WASTE WHT PP 1-1/2 X 16 AP BX	1	25	\$4.44
/// DISPOSAL END OUT WASTE						
	SUPPLIED WITH BAFFLE TEE					
	603 333DK	230-331616101	0143561 - DISPOSER WASTE DIRECT CONNECT 1-1/2 X 16 BLACK 1/BG	1	25	\$4.05
	603 666DK	230-330616101	0143563 - DISPOSER WASTE DIRECT CONNECT 1-1/2 X 16 WHITE 1/BG	1	25	\$4.05
	SUPPLIED WITH TELESCOPE TEE					
	603 33DKT	230-321616101	0143562 - DISPOSER WASTE 1-1/2 X 16 TELESCOPING BLACK 1/BG	1	25	\$4.44
	603 66DKT	230-320616101	0143565 - DISPOSER WASTE 1-1/2 X 16 TELESCOPING WHITE 1/BG	1	25	\$4.05
/// DOUBLE OFFSET						
	638 666	230-9006125	0143566 - DOUBLE OFFSET SLIP JOINT 1-1/2 WHITE	1	25	\$6.10

Plastic Tubular Products


	WATTS MODEL NO.	TOMAHAWK ITEM NO.	DESCRIPTION	MIN QTY.	CASE QTY.	TOMAHAWK LIST PRICE
/// FLANGED HI-WAY INSERTS						
	700 666	230-40060125	0143570 - TAILPIECE WHT PP 1-1/2 X 1 HI-WAY DC	1	25	\$0.68
/// TAILPIECES						
	SINGLE FLANGED					
	705 333	230-40160450	0143571 - TAILPIECE FLANGED 1-1/2 X 4 BLACK	1	50	\$0.68
	705 666	230-40060450	0143572 - TAILPIECE WHT PP 1-1/2 X 4 DC	1	50	\$0.68
	706 333	230-40160650	0143574 - TAILPIECE BLK PP 1-1/2 X 6 DC	1	50	\$1.29
	706 666	230-40060650	0143575 - TAILPIECE WHT PP 1-1/2 X 6 DC	1	50	\$0.77
	707 333	230-40160825	0143577 - TAILPIECE BLK PP 1-1/2 X 8 DC	1	25	\$1.31
	707 666	230-40060825	0143578 - TAILPIECE WHT PP 1-1/2 X 8 DC	1	25	\$0.84
	709 333	230-40161225	0143580 - TAILPIECE BLK PP 1-1/2 X 12 DC	1	25	\$1.45
709 666	230-40061225	0143581 - TAILPIECE WHT PP 1-1/2 X 12 DC	1	25	\$1.17	
	DOUBLE FLANGED					
	754 333	230-41161625	0143616 - TAILPIECE BLK PP 1-1/2 X 16 DC DBL FLG	1	25	\$1.52
	754 666	230-41061625	0143617 - TAILPIECE WHT PP 1-1/2 X 16 DC DBL FLG	1	25	\$1.52
/// WASTE TUBES						
	SLIP JOINT TYPE					
	570 333	230-60160725	0143533 - WASTE BEND SLIP JOINT 1-1/2 X 7 BLACK	1	25	\$4.97
	571 333	230-601611125	0143537 - WASTE TUBE BLK PP 1-1/2 X 11-1/2 SJ	1	25	\$3.50
	571 666	230-600611125	0143538 - WASTE TUBE WHT PP 1-1/2 X 11-1/2 SJ	1	25	\$3.50
	572 333	230-601615125	0143540 - WASTE TUBE BLK PP 1-1/2 X 15 SJ	1	25	\$3.55
	572 666	230-600615125	0143541 - WASTE TUBE WHT PP 1-1/2 X 15 SJ	1	25	\$3.55
574 666	230-600624125	0143545 - WASTE TUBE WHT PP 1-1/2 X 24 SJ	1	25	\$5.50	
	DIRECT CONNECT TYPE					
	1568 666	230-61060925	0143433 - WASTE BEND DIRECT CONNECT 1-1/2 X 9 1/2 WHITE	1	25	\$2.35
	1571 666	230-61061225	0143437 - WASTE BEND DIRECT CONNECT 1-1/2 X 11-1/2 WHITE	1	25	\$2.45
	1572 333	230-61161525	0143438 - WASTE BEND DIRECT CONNECT 1-1/2 X 15 BLACK	1	25	\$2.55
1572 666	230-61061525	0143439 - WASTE BEND DIRECT CONNECT 1-1/2 X 15 WHITE	1	25	\$2.55	

Plastic Tubular Products


	WATTS MODEL NO.	TOMAHAWK ITEM NO.	DESCRIPTION	MIN QTY.	CASE QTY.	TOMAHAWK LIST PRICE
/// EXTENSION TUBES						
	SOLVENT WELD TYPE – ONE END					
	710 666	230-47050650	0143585 - EXTENSION TUBE WHT PP 1-1/4 X 6 S-WELD	1	50	\$1.72
	711 666	230-47050825	0143587 - EXTENSION TUBE WHT PP 1-1/4 X 8 S-WELD	1	25	\$1.76
	713 666	230-47051225	0143591 - EXTENSION TUBE WHT PP 1-1/4 X 12 S-WELD	1	25	\$1.92
	714 666		OBSOLETE*			
	715 666	230-47060825	0143600 - EXTENSION TUBE WHT PP 1-1/2 X 8 S-WELD	1	25	\$2.27
	717 666	230-47061225	0143607 - EXTENSION TUBE WHT PP 1-1/2 X 12 S-WELD	1	25	\$2.36
	SOLVENT WELD TYPE – DOUBLE END					
	740 666	230-48061625	0143615 - DOUBLE EXTENSION TUBE WHT PP 1-1/2 X 16 S-WELD	1	25	\$3.29
	SLIP JOINT TYPE – ONE END					
	710 6662	230-450506132	0144473 - EXTENSION SLIP JOINT 1-1/4 X 6 WHITE	1	32	\$2.29
	713 6662	230-450512116	0144474 - EXTENSION SLIP JOINT 1-1/4 X 12 WHITE	1	16	\$2.67
	714 3332	230-451606132	0143594 - EXTENSION TUBE BLK PP 1-1/2 X 6 SJ	1	32	\$1.64
	714 6662	230-450606132	0143596 - EXTENSION TUBE WHT PP 1-1/2 X 6 SJ	1	25	\$1.64
	715 3332	230-451608116	0143599 - EXTENSION TUBE BLK PP 1-1/2 X 8 SJ	1	16	\$1.69
	715 6662	230-450608116	0143601 - EXTENSION TUBE WHT PP 1-1/2 X 8 SJ	1	16	\$1.69
	717 3332	230-451612116	0143604 - EXTENSION TUBE BLK PP 1-1/2 X 12 SJ	1	16	\$1.85
717 6662	230-450612116	0143608 - EXTENSION TUBE WHT PP 1-1/2 X 12 SJ	1	18	\$1.85	
	SLIP JOINT TYPE – DOUBLE END					
	725 666	230-460516125	0145487 - EXTENSION TUBE WHT PP 1-1/4 X 16 SJ DBL END	1	100	\$3.11
	738 333	230-461616125	0143612 - EXTENSION TUBE BLK PP 1-1/2 X 16 SJ DBL END	1	25	\$2.20
	738 666	230-460616125	0143613 - EXTENSION TUBE WHT PP 1-1/2 X 16 SJ DBL END	1	25	\$1.89

*Item discontinued prior to acquisition by Sioux Chief.


Plastic Tubular Products

	WATTS MODEL NO.	TOMAHAWK ITEM NO.	DESCRIPTION	MIN QTY.	CASE QTY.	TOMAHAWK LIST PRICE
/// DISHWASHER TAILPIECES						
	761 664	230-51060825	0143624 - TAILPIECE WHT PP 1-1/2 X 8 SJ 1/2-3/4 DWBR	1	25	\$2.46
	761 334	230-51160825	0143622 - TAILPIECE BLK PP 1-1/2 X 8 SJ 1/2-3/4 DWBR	1	25	\$2.97
	761 665	230-52060825	0143625 - TAILPIECE WHT PP 1-1/2 X 8 DC 1/2-3/4 DWBR	1	25	\$2.13
	761 335	230-52160825	0143623 - TAILPIECE BLK PP 1-1/2 X 8 DC 1/2-3/4 DWBR	1	25	\$3.04
	761 6663	230-55060825	0143628 - TAILPIECE WHT PP 1-1/2 X 8 SJ 3/4 DWBR	1	25	\$4.56
	761 3333	230-55160825	0145016 - TAILPIECE BLK PP 1-1/2 X 8 SJ 3/4 DWBR	1	25	\$4.56
	761 6662	230-56060825	0143627 - TAILPIECE WHT PP 1-1/2 X 8 DC 3/4 DWBR	1	25	\$2.55
	761 665AP	230-50060825	0145285 - TAILPIECE WHT PP 1-1/2 X 8 AP 1/2-3/4 DWBR	1	25	\$5.19

- Molded-in baffles




	WATTS MODEL NO.	TOMAHAWK ITEM NO.	DESCRIPTION	MIN QTY.	CASE QTY.	TOMAHAWK LIST PRICE
/// SLIP JOINT COUPLING						
	757 666	230-8006125	0143620 - COUPLING WHT PP 1-1/2 SJ	1	25	\$2.11

- Supplied with 1-1/2" & 1-1/4" poly-washers



	WATTS MODEL NO.	TOMAHAWK ITEM NO.	DESCRIPTION	MIN QTY.	CASE QTY.	TOMAHAWK LIST PRICE
/// AIR GAP FOR AUTOMATIC DISHWASHER						
	765 666	249-20135	0143397 - DW AIR GAP ECONOMY CHR M PLTD POLY	1	10	\$4.63

- IAPMO listed
- Individually boxed


Plastic Tubular Products

	NO LEAD	WATTS MODEL NO.	TOMAHAWK ITEM NO.	DESCRIPTION	MIN QTY.	CASE QTY.	TOMAHAWK LIST PRICE
/// SLIP ELBOWS AND TEES							
	SLIP JOINT 90° ELBOWS						
		793 333	230-8216125	0143637 - ELBOW BLK PP 1-1/2 SJ	1	25	\$2.57
		793 666	230-8206125	0143638 - ELBOW WHT PP 1-1/2 SJ	1	25	\$2.57
	BAFFLE TWIN ELBOWS – ONE-PIECE WITH TAILPIECE						
		802 333	230-861625	0143641 - BAFFLE TWIN ELL C.O. BLK PP SJ	1	25	\$2.49
	BAFFLE TEES – ONE-PIECE WITH TAILPIECE						
		806 3332	230-8516125	0143644 - BAFFLE TEE BLK PP 1-1/2 SJ	1	25	\$2.25
		806 6662	230-8506125	0143646 - BAFFLE TEE WHT PP 1-1/2 SJ	1	25	\$2.25


- Supplied with nuts and washers

	NO LEAD	WATTS MODEL NO.	TOMAHAWK ITEM NO.	DESCRIPTION	MIN QTY.	CASE QTY.	TOMAHAWK LIST PRICE
/// SLIP JOINT NUTS							
		1067 666	988-5000	0143413 - SLIP NUT POLY 1-1/4 WHT	100	100	\$0.28
		1071 333	988-6100	0143414 - SLIP NUT POLY 1-1/2 BLK	100	100	\$0.28
		1071 666	988-6	0143415 - NUT PLASTIC 1-1/2 SLIP WHITE	100	100	\$0.28
/// POLY-WASHERS							
	✓	1062 333	996-500	0143412 - WASHER POLY 1-1/4 SLIP BEVELED	100	100	\$0.10
	✓	1072 333	996-6	0143418 - WASHER POLY 1-1/2 SLIP-BEVELED	100	1000	\$0.10
	✓	1073 333	996-8	0143420 - WASHER POLY 1-1/2 X 1-1/4 SLIP	100	100	\$0.10
	✓	705WP	991-6	0141458 - WASHER POLY 1-1/2 TAILPIECE	100	100	\$0.14



Plastic Tubular Products

	WATTS MODEL NO.	TOMAHAWK ITEM NO.	DESCRIPTION	MIN QTY.	CASE QTY.	TOMAHAWK LIST PRICE
/// P.O. AND C.O. PLUGS						
	P.O. PLUG					
	363 020	290-3650501	0143451 - BASIN P.O. PLUG PLASTIC 1-1/4 X 5 CHR 1/BG	1	50	\$6.75
C.O. PLUG						
	363520BA	290-363520C01	0143329 - BASIN C.O. PLUG PLASTIC 1-1/4 X 5 CHR 1/BG	1	25	\$6.75

- Supplied with chain and stopper
- Stainless steel clad
- Individually bagged


	WATTS MODEL NO.	TOMAHAWK ITEM NO.	DESCRIPTION	MIN QTY.	CASE QTY.	TOMAHAWK LIST PRICE
/// FLEX-CORRECT J-Bend, EXTENSION AND COUPLING						
	FLEXIBLE TRAP BEND					
	401 FCBBA	231-1506101	0143335 - J-Bend FLEX-CORRECT 1-1/2 OR 1-1/4 WHITE 1/BG	1	25	\$7.75


- Supplied with poly washers to fit 1-1/4" or 1-1/2" inlet


	WATTS MODEL NO.	TOMAHAWK ITEM NO.	DESCRIPTION	MIN QTY.	CASE QTY.	TOMAHAWK LIST PRICE
/// FLEXIBLE EXTENSIONS – SLIP JOINT TYPE						
	717 FCBBA	231-4506101	0143383 - EXTENSION SLIP JOINT FLEX-CORRECT 1-1/2 X 11 WHITE 1/BG	1	15	\$6.90
	711 FCBBA	231-4505101	0143590 - EXTENSION SLIP JOINT FLEX-CORRECT 1-1/4 X 8 WHITE 1/BG	1	15	\$6.90
/// FLEXIBLE DRAIN CONNECTOR – SLIP JOINT TYPE						
	757 FCBBA	231-4606101	0143391 - EXTENSION DOUBLE SJ FLEX-CORRECT 1-1/2 X 11 WHITE 1/BG	1	25	\$7.75

	WATTS MODEL NO.	TOMAHAWK ITEM NO.	DESCRIPTION	MIN QTY.	CASE QTY.	TOMAHAWK LIST PRICE
/// BASIN LAVATORY LEGS						
	CHROME-PLATED					
	650 003	974-95650304	0140431 - LEGS FOR CHINA BASIN ONLY PAIR 1/BX	1	12	\$31.97
	650 00AP	974-95650004	0140432 - LEGS FOR CHINA OR IRON BASIN PAIR 1/BX	1	12	\$34.05

- Length – 28"

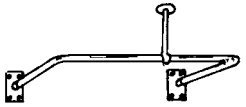
	WATTS MODEL NO.	TOMAHAWK ITEM NO.	DESCRIPTION	MIN QTY.	CASE QTY.	TOMAHAWK LIST PRICE
/// STRAIGHT CURTAIN RODS						
	ALUMINUM – LESS FLANGES					
	660 303L	974-660303L04	0140443 - CURTAIN ROD 5 FT ALUMINUM LESS FLANGES	1	50	\$5.38
	662 303L	974-662303L04	0140451 - CURTAIN ROD 6 FT ALUMINUM LESS FLANGES	1	50	\$7.42

/// CORNER "L" CURTAIN RODS						
	ALUMINUM					
	663 3032	974-6633032H	0140455 - CORNER CURTAIN ROD W/ FLANGES ALUMINUM 1/BX	1	1	\$33.64



/// "D" CURTAIN RODS WITH SUPPORT RODS						
	ALUMINUM					
	667 303B		OBSOLETE*			
	668 303B	974-668303BH	0140475 - D CURTAIN ROD W/ SUPPORT 5 FT ALUMINUM 1/BX	1	1	\$55.32

**Item discontinued prior to acquisition by Sioux Chief.*

Plumbing Specialties





	WATTS MODEL NO.	TOMAHAWK ITEM NO.	DESCRIPTION	MIN QTY.	CASE QTY.	TOMAHAWK LIST PRICE
/// "U" CURTAIN RODS WITH SUPPORT ROD						
	ALUMINUM					
	671 303B		OBSOLETE*			

- Supplied with jumbo flanges





	WATTS MODEL NO.	TOMAHAWK ITEM NO.	DESCRIPTION	MIN QTY.	CASE QTY.	TOMAHAWK LIST PRICE
/// CEILING SUPPORTS						
	CHROME-PLATED					
	844 103	974-84410301	0140803 - SHOWER CURTAIN CEILING FLANGE ONLY CHRM 1/BG	1	50	\$8.16
	844 163	974-84416350	0140805 - SHOWER CURTAIN CEILING SUPPORT 16 COMPLETE	1	50	\$16.74
	844 203		OBSOLETE*			
	844 243	974-84424350	0140808 - SHOWER CURTAIN CEILING SUPPORT 24 INCH COMPLETE	1	50	\$19.81
/// SHOWER ROD FLANGES						
	CHROME-PLATED					
	850 203	974-85020300	0140813 - SHOWER BAR FLANGE 1 INCH REGULAR	1	100	\$2.81
	850 333	974-85033201	0143647 - JIFFY FLANGE FOR SHOWER RODS ABS CHRM 1/BG	1	200	\$1.88



**Item discontinued prior to acquisition by Sioux Chief.*

Plumbing Specialties





	WATTS MODEL NO.	TOMAHAWK ITEM NO.	DESCRIPTION	MIN QTY.	CASE QTY.	TOMAHAWK LIST PRICE
/// LAVATORY POP-UP DRAIN ASSEMBLY						
	5-5-3H	290-20553C04	0142422 - LAVATORY POP/UP DRAIN ASSEMBLY CHRM (BRASS BODY)	10	50	\$20.56
/// ADD-A-Shower						
	CHROME-PLATED					
	680 003	974-68000304	0140492 - ADD ON SHOWER, SPOUT TYPE CHRM 1/BX	1	1	\$90.78
	681 003	974-68100304	0140493 - ADD ON SHOWER, BATH COCK TYPE CHRM 1/BX	1	1	\$139.02
	682 003	974-68200301	0140494 - ADD ON SHOWER, BATH COCK TYPE CHRM W/CURTAIN RING 1/BX	1	3	\$190.52
/// ADD-A-Shower Replacement Parts						
	CHROME-PLATED					
	686 003	974-686003C04	0140498 - DIVERTER BATH COCK ONLY CHRM 1/BX	1	24	\$73.64
/// SURE GRIP ESCUTCHEONS						
	CHROME-PLATED					
	780 003	911-101	0140784 - SHALLOW FLANGE CP STEEL 3/8 IPS	100	2000	\$0.40
	780 203	910-2	0140785 - SHALLOW FLANGE CP STEEL 1/2 CTS	25	250	\$0.33
	781 003	911-2	0140786 - SHALLOW FLANGE CP STEEL 1/2 IPS	25	250	\$0.37
	783 003	911-3	0145431 - SHALLOW FLANGE CP STEEL 3/4 IPS	25	250	\$0.41
	784 003	911-6	0140790 - SHALLOW FLANGE CP STEEL 1-1/2 IPS	25	250	\$0.57
	785 003	911-701	0140792 - SHALLOW FLANGE CP STEEL 2 IPS	1	100	\$0.94
	782 203	910-3	0140789 - SHALLOW FLANGE CP STEEL 3/4 CTS	100	2000	\$0.41
784 103	923-1036C00	0140791 - SHALLOW FLANGE 1-1/2 OD CHRM	100	2000	\$0.49	

Plumbing Specialties

	WATTS MODEL NO.	TOMAHAWK ITEM NO.	DESCRIPTION	MIN QTY.	CASE QTY.	TOMAHAWK LIST PRICE
/// 5" CHROME COVER TUBES FOR STUBOUTS						
	CT892CP	923-9012C	0141658 - COVER TUBE F/ STUBOUT 1/2 CTS (11/16 OD) X 5 CHR	10	100	\$3.96
/// BELL-SHAPED ESCUTCHEONS						
	CHROME-PLATED					
	781203	923-2432CC00	0140787 - DEEP BELL FLANGE FOR STUBOUT SLEEVE	100	1200	\$1.15
	786 003	923-2421C	0140794 - DEEP BELL ESCUTCHEON 3/8 IPS CHR	100	1200	\$1.99
	787 003	923-2422C	0140796 - DEEP BELL ESCUTCHEON 1/2 IPS CHR	100	1200	\$2.57
	789 003	923-2435C	0140797 - DEEP BELL ESCUTCHEON 1-1/4 OD CHR	1	100	\$1.52
	789 103	923-2436C	0140798 - DEEP BELL ESCUTCHEON 1-1/2 OD CHR	1	100	\$1.68
/// CAST BRASS ESCUTCHEONS WITH SET SCREWS						
	780 CB	923-2521C01	0140295 - BELL ESCUTCHEON CAST BRASS W/ SET SCREW 3/8 IPS CHR 1/BG	25	200	\$6.03
	781 CB	923-2522C01	0140296 - BELL ESCUTCHEON CAST BRASS W/ SET SCREW 1/2 IPS CHR 1/BG	1	25	\$6.55
	782 CB	923-2525C01	0140297 - BELL ESCUTCHEON CAST BRASS W/ SET SCREW 1-1/4 IPS CHR 1/BG	1	25	\$9.15
	784 CB	923-2526C01	0140298 - BELL ESCUTCHEON CAST BRASS W/ SET SCREW 1-1/2 IPS CHR 1/BG	1	25	\$9.72
	785 CB	923-2527C01	0140299 - BELL ESCUTCHEON CAST BRASS W/ SET SCREW 2 IPS CHR 1/BG	1	25	\$11.17
	786 CB	923-2535C01	0140300 - BELL ESCUTCHEON CAST BRASS W/ SET SCREW 1-1/4 OD CHR 1/BG	1	25	\$9.15
	787 CB	923-2536C01	0140301 - BELL ESCUTCHEON CAST BRASS W/ SET SCREW 1-1/2 OD CHR 1/BG	1	25	\$9.72
/// BOX SURE GRIP ESCUTCHEONS – 3" BASE						
	CHROME-PLATED					
	1145 003	923-2335C	0140772 - DEEP BOX ESCUTCHEON 1-1/4 OD CHR	1	100	\$1.52
	1147 003	923-2336C	0140773 - DEEP BOX ESCUTCHEON 1-1/2 OD CHR	1	100	\$1.68
	1148 003	923-2337C	0140774 - DEEP BOX ESCUTCHEON 2 OD CHR	1	100	\$3.49
	1150 003	923-2326C	0140776 - DEEP BOX ESCUTCHEON 1-1/2 IPS CHR	1	100	\$1.68

	WATTS MODEL NO.	TOMAHAWK ITEM NO.	DESCRIPTION	MIN QTY.	CASE QTY.	TOMAHAWK LIST PRICE
/// FLOOR AND CEILING PLATES						
	16 0BA	923-1621C01	FLOOR & CEILING PLATE 3/8 IPS CHRМ 1/BG	12	120	\$1.33
	16 1BA	923-1622C01	FLOOR & CEILING PLATE 1/2 IPS CHRМ 1/BG	12	120	\$1.45
	16 2BA	923-1623C01	FLOOR & CEILING PLATE 3/4 IPS CHRМ 1/BG	12	120	\$1.95
	16 4BA	923-1625C01	FLOOR & CEILING PLATE 1-1/4 IPS CHRМ 1/BG	12	120	\$2.00
	16 5BA	923-1626C01	FLOOR & CEILING PLATE 1-1/2 IPS CHRМ 1/BG	12	120	\$1.63
	16 7BA	923-1612C01	FLOOR & CEILING PLATE 1/2 CTS CHRМ 1/BG	12	120	\$1.49
	16 10BA	923-1615C01	FLOOR & CEILING PLATE 1-1/4 CTS CHRМ 1/BG	12	120	\$2.00
	16 11BA	923-1616C01	FLOOR & CEILING PLATE 1-1/2 CTS CHRМ 1/BG	12	120	\$2.00
	/// FAUCET HOLE COVERS					
	820 003	961-6820	0140799 - COVER 1-3/4 FAUCET HOLE CHRМ	20	600	\$1.75

- Screw-in type
- Sized to fit all standard sink fourth hole openings

	WATTS MODEL NO.	TOMAHAWK ITEM NO.	DESCRIPTION	MIN QTY.	CASE QTY.	TOMAHAWK LIST PRICE
/// SLIP NUTS						
	ROUGH BRASS OR CHROME PLATED – DIE CAST					
	1067 101	986-5	0140756 - NUT DIE CAST 1-1/4 SLIP BRASS PLATED	1	100	\$0.75
	1067 103	985-5	0140757 - NUT DIE CAST 1-1/4 SLIP CHRМ PLTD	1	100	\$0.80
	1069 103	985-8	0140762 - NUT DIE CAST 1-1/2 X 1-1/4 SLIP CHRМ	1	100	\$1.22
	1071 101	986-6	0140765 - NUT DIE CAST 1-1/2 SLIP BRASS PLTD	1	100	\$0.75
	1071 103	985-6	0140766 - NUT DIE CAST 1-1/2 SLIP CHRМ PLTD	1	100	\$0.83
	ROUGH BRASS OR CHROME PLATED – CAST BRASS					
	1067 003	980-5	0140755 - NUT BRASS 1-1/4 SLIP CHRМ PLTD	1	100	\$1.73
	1069 001	981-8	0140759 - NUT BRASS 1-1/2 X 1-1/4 SLIP ROUGH BRASS	100	100	\$1.90
	1069 003	980-8	0140760 - NUT BRASS CHRМ 1-1/2 X 1-1/4 SLIP	1	100	\$2.10
	1071 001	981-6	0140763 - NUT BRASS 1-1/2 SLIP ROUGH BRASS	1	100	\$1.59
	1071 003	980-6	0140764 - NUT BRASS CHRМ 1-1/2 X 1-1/2 SLIP	1	100	\$2.01
/// DISPOSAL ADAPTER						
	25-1BA	902	0143326 - KIT UNIVERSAL DISHWASHER CONNECTOR	50	50	\$3.24
/// AIR ADMITTANCE VALVE						
	280PV	239	0140782 - VENT ABS 1-1/2 MIP AUTO TRAP	50	50	\$2.45

APPENDIX

NUMERICAL INDEX 55

Numerical Index

WATTS MODEL NO.	TOMAHAWK ITEM NO.	PAGE NO.	WATTS MODEL NO.	TOMAHAWK ITEM NO.	PAGE NO.	WATTS MODEL NO.	TOMAHAWK ITEM NO.	PAGE NO.
1-10-1 H	240-08648R104	28	203 1735	240-176312C24	24	503 2035	240-016215C04	26
1-10-3 H	240-08848C04	28	203 2035	240-176212C24	24	503 203B	240-01621C04	26
1-11-1	240-09648R104	28	203 223	240-176107C24	24	503 203D	240-0262C04	26
1-11-3	240-09848C04	28	216 203	240-8352C24	24	503 221	240-0161R104	26
1-12-1 H	240-08688R104	28	25-1BA	902	52	503 223	240-0161C04	26
1-13-1 H	240-08948R104	28	280PV	239	52	503 223D	240-0261C04	26
1-14-1	240-9464R104	29	34CP	973-1010C04	22	503 333	230-0316104	41
1-15-1	240-09988R104	28	363 020	290-3650501	47	503 333PB	230-0316101	41
1-2-1 H	240-09847R104	28	363520BA	290-363520C01	47	503 662PB	230-0406101	41
1-2-3- H	240-09847C04	28	364 700	245-13640C04	5	503 666	230-0206104	41
1-21-1 H	240-9394R104	29	364 700ST	245-13641C04	5	503 6662	230-0406104	41
1-5-1-H	240-09947R104	28	393 3333	-	22	503 666PB	230-0206101	41
1-5-3	240-08947C04	28	393 3666	973-0302C04	22	504 173	240-0463C04	27
1062 333	996-500	46	393 4666	973-0010C04	22	504 173B	240-04631C04	27
1067 003	980-5	52	393 5333	-	22	504 173BG	240-04632C04	27
1067 101	986-5	52	393 5666	973-0102C04	22	504 173D	240-0563C04	27
1067 103	985-5	52	393 566CM	973-0202C01	22	504 201	240-0462R104	27
1067 666	988-5000	46	400 222BA	240-1551C01	25	504 203	240-0462C04	27
1069 001	981-8	52	401 FCBBA	231-1506101	47	504333PB	230-0115201	41
1069 003	980-8	52	402 203	240-1552C04	25	504666PB	230-0105201	41
1069 103	985-8	52	403 203	240-1562C04	25	505 173CN	240-0183C04	26
1071 001	981-6	52	404 173	240-1553C04	25	505 223CN	240-0181C04	26
1071 003	980-6	52	405 173	240-1563C04	25	506333	230-0316204	41
1071 101	986-6	52	405 173B	240-15631C04	25	506333PB	230-0316201	41
1071 103	985-6	52	405 173LI	240-2163C04	25	506666	230-0216204	41
1071 333	988-6100	46	416 222	240-1661C01	25	5066662	230-0406204	41
1071 666	988-6	46	418 202	240-1662C04	25	506662PB	230-0406201	41
1072 333	996-6	46	432 222	240-1861C04	25	506666PB	230-0206201	41
1073 333	996-8	46	433	973-7401C04	23	508 173	240-1153C04	29
1074 103	986-700	52	433 BA	-	23	508 173BD	240-12531C04	29
1145 003	923-2335C	51	434	973-5401C04	23	508 173X	240-13531C04	29
1147 003	923-2336C	51	434 TBA	973-5304C01	23	508 203	240-1152C04	29
1148 003	923-2337C	51	435CP	973-7201C01	23	508 223	240-1151C04	29
1150 003	923-2326C	51	436 CMTBA	973-5104C01	23	508 666PB	230-1005104	41
121SS12	634-4F3F12	19	436CP	973-5201C01	23	509 173	240-1453C04	30
121SS15	634-4F3F15	19	43CP	973-6301C04	22	512 173	240-1163C04	29
121SS18	634-4F3F18	19	44PVD	973-1010PB04	22	512 173BD	240-12631C04	29
121SS24	634-4F3F24	19	45CP	973-6101C01	23	512 173X	240-13631C04	29
1549 66TW	230-230616104	41	493 3333	973-8401C01	22	512 203	240-1162C04	29
1549 6TW2	230-250616101	41	4CP	973-0010C01	22	512 223	240-1161C04	29
1568 666	230-61060925	43	4PVD	973-1010PB04	22	512333	230-1116104	41
1571 666	230-61061225	43	5-5-3H	290-20553C04	50	512 666	230-1006101	41
1572 333	230-61161525	43	501 173	240-0153C04	26	513 173	240-1463C04	30
1572 666	230-61061525	43	501 1735	240-015312C04	26	515 403	240-19825C04	30
16 0BA	923-1621C01	52	501 1735D	240-025315C04	26	515 471	240-19875R104	30
16 10BA	923-1615C01	52	501 173D	240-0253C04	26	515 473	240-19875C04	30
16 11BA	923-1616C01	52	501 173X	240-0353C04	26	515 603	240-20825C04	30
16 1BA	923-1622C01	52	501 203	240-0152C04	26	515 673	240-20835C04	30
16 2BA	923-1623C01	52	501 2035	240-015212C04	26	516 203	240-1052C04	27
16 4BA	923-1625C01	52	501 203BA	-	26	517 203	240-1062C04	27
16 5BA	923-1626C01	52	501 203D	240-0252C04	26	518 173	240-0454C04	27
16 7BA	923-1612C01	52	501 223	240-0151C04	26	518 173BD	240-05541C04	27
18-2	973-3900C04	21	501 223D	240-0251C04	26	518 173BN	240-04571C04	27
1900	270-525	40	501 333PB	230-0115101	41	518 173D	240-0554C04	27
1902	270-6	40	501 666PB	230-0105104	41	519 173	240-0464C04	27
1903	272-6	40	502 173	240-0453C04	27	519 173BD	-	27
1905	272-5625	40	502 173B	240-04531C04	27	519 173BN	240-0467C04	27
1FFSS12	634-4F4F12	19	502 173BD	240-05531C04	27	519 173D	240-0564C04	27
1FFSS15	634-4F4F15	19	502 173D	240-0553C04	27	519 173R	240-0487C04	27
1FFSS18	634-4F4F18	19	502 203	240-0452C25	27	520 173	240-22836C04	29
1FFSS24	634-4F4F24	19	503 171	240-0163R104	26	521 222	240-2255C04	28
2-10	245-52100C04	8	503 173	240-0163C04	26	522 171LA	240-2267R104	28
2-5-3	245-12530C04	8	503 1735	240-016312C04	26	522 172	240-2267C04	28
2-7-3	245-12732C04	7	503 1735B	240-0163121C04	26	522 173LA	240-2287C04	28
2-8-3H	245-12832C04	7	503 1735D	240-036312C04	26	522 222	240-2265C04	28
2-9-3	245-12930C04	7	503 173BD	240-02631C04	26	522 403	240-22873C04	28
201 2035	240-175212C24	24	503 173D	240-0263C04	26	53PVD	973-8301PB04	22
201 222BA	240-175107C01	24	503 173X	240-0363C04	26	549 172	240-276316C04	30
201 223	240-175107C24	24	503 201	240-0162R104	26	549 201B	240-2762161R104	30
203 173	240-176307C24	24	503 203	240-0162C04	26	549 202	240-276216C04	30

Numerical Index

WATTS MODEL NO.	TOMAHAWK ITEM NO.	PAGE NO.	WATTS MODEL NO.	TOMAHAWK ITEM NO.	PAGE NO.	WATTS MODEL NO.	TOMAHAWK ITEM NO.	PAGE NO.
549 222	240-276116C04	30	603 333DK	230-331616101	42	706 173	240-406306C50	35
549 333	230-271616104	42	603 33DKT	230-321616101	42	706 201	240-406206R150	35
549 333AP	230-261616104	42	603 666DK	230-330616101	42	706 203	240-406206C50	35
549 666	230-270616104	42	603 66DKT	230-320616101	42	706 221	240-406106R150	35
549 666AP	230-260616104	42	624 063	240-825106C01	34	706 222BA	240-406106C01	35
549 66TW	230-200616101	41	625 083	240-825108C01	34	706 223	240-406106C50	35
54966TW2	230-210616101	41	627 121	240-825112R101	34	706 333	230-40160650	43
550 172	240-276321C04	30	627 123	240-825112C01	34	706 666	230-40060650	43
550 202	240-276221C04	30	627 173B	240-8263121C12	34	707 171	240-406308R125	35
550 222	240-276121C04	30	627 223	240-826112C01	34	707 173	240-406308C25	35
550 666	230-270621104	42	628 203WC	290-20515C04	36	707 203	240-406208C25	35
551 666	230-270625104	42	629 203C	290-20514C04	36	707 221	240-406108R125	35
559 172B	240-3063161C04	31	630 203	290-20630C04	34	707 223	240-406108C25	35
559 202	240-306216C04	31	630 223	290-630223C04	34	707 223BA	240-406108C01	35
559 202B	240-3062161C04	31	632 223	290-206322C04	34	707 333	230-40160825	43
559 222	240-306116C04	31	634 223	290-634223C04	34	707 666	230-40060825	43
559 333	230-301616104	42	635 203	290-20635C04	34	709 171	240-406312R125	35
559 333AP	230-291616104	42	637 173B	240-90531C50	34	709 173	240-406312C25	35
559 666	230-300616104	42	637 203	240-9052C50	34	709 201	240-406212R125	35
559 666AP	230-290616104	42	637 221	240-9051R150	34	709 203	240-406212C25	35
560 222	240-306121C04	31	637 223	240-9051C50	34	709 221	240-406112R125	35
560 333	230-30121104	42	638 171B	240-90631R150	34	709 222BA	240-406112C01	35
560 666	230-300621104	42	638 173B	240-90631C50	34	709 223	240-406112C25	35
561 666	230-300625104	42	638 203	240-9062C50	34	709 333	230-40161225	43
565 221	240-606108R124	32	638 221	240-9061R150	34	709 666	230-40061225	43
567 171B	240-6063061R124	33	638 223	240-9061C25	34	710 223	240-475106C50	37
567 221	240-606106R124	32	638 666	230-9006125	42	710 303	240-455206C32	37
569 171B	240-6063181R124	33	640 031	245-56400C01	8	710 322BA	240-455106C01	37
569 201BL	240-6062181R124	32	644 003	245-16440C04	4	710 323	240-455106C32	37
569 221	240-606118R124	32	644 003ST	245-16441C04	4	710 373	240-455306C32	37
570 333	230-60160725	43	645 663	245-16450C04	4	710 666	230-47050650	44
570PE	240-636316R116	33	645 663BN	245-16452C04	4	710 6662	230-450506132	44
571 171B	240-6063112R124	33	645 STBN	245-16453C04	4	711 223	240-475108C25	37
571 172B	240-6063111C24	33	646 443	245-16460C04	4	711 303	240-455208C16	37
571 201B	240-6062111R124	32	646 443CA	245-16462C04	4	711 323	240-455108C16	37
571 202	240-606211C24	32	647 003	245-16470C04	5	711 323BA	-	37
571 221	240-606111R124	32	647 003ST	245-16471C04	5	711 373	240-455308C16	37
571 223	240-606111C24	32	649 002	245-96520C01	9	711 666	230-47050825	44
571 333	230-601611125	43	649 008	245-96540C01	9	711 FCBBA	231-4505101	47
571 666	230-600611125	43	649 013	245-99649C04	9	713 223	240-475112C25	37
572 222	240-606115C24	32	649 033BA	245-96401C01	9	713 303	240-455212C16	37
572 333	230-601615125	43	650 003	974-95650304	48	713 321	240-455112R116	37
572 666	230-600615125	43	650 00AP	974-95650004	48	713 322BA	240-455112C01	37
574 171B	240-6063241R124	33	652 003	245-16520C04	5	713 323	240-455112C16	37
574 172B	240-6063241C24	33	652 003BN	245-16522C04	5	713 373	240-455312C16	37
574 201	240-606224R124	32	653 003H	245-16530C04	6	713 666	230-47051225	44
574 201B	240-6062241R124	32	654 003	245-16540C04	6	713 6662	230-450512116	44
574 221	240-606124R124	32	654 003ST	245-16541C04	6	714 223BA	240-476106C01	37
574 221A	240-626124R120	32	655 003	245-16560C04	6	714 223BA	240-476106C01	38
574 666	230-600624125	43	656 003	245-16550C04	7	714 322BA	240-456106C01	37
576 221	240-606136R124	32	660 303L	974-660303L04	48	714 323	240-456106C32	37
579PE	240-636312R124	33	662 303L	974-662303L04	48	714 3332	230-451606132	44
581 171	240-616311R124	33	663 3032	974-6633032H	48	714 373	240-456306C32	37
581 221	240-616111R124	33	667 303B	-	48	714 666	-	44
582 202	240-616215C24	33	668 303B	974-668303B	48	714 6662	230-450606132	44
582 221	240-616115R124	33	671 303B	-	49	715 223	240-476108C25	37
582 222	240-616115C24	33	680 003	974-68000304	50	715 303	240-456208C16	37
583 221	-	33	681 003	974-68100304	50	715 323	240-456108C16	37
584 171	240-606324R124	33	682 003	974-68200301	50	715 3332	230-451608116	44
584 221	240-616124R124	33	686 003	974-686003C04	50	715 373	240-456308C16	37
584 222	240-616124C24	33	700 223	240-405104C50	35	715 666	230-47060825	44
590 172	240-2863161C04	31	700 666	230-40060125	43	715 6662	230-450608116	44
590 202	240-286216C04	31	702 223	240-405108C25	35	717 223	240-476112C25	37
590 222	240-286116C04	31	704 223	240-405112C25	35	717 303	240-456212C16	37
590 333	230-281616104	42	705 203	240-406204C50	35	717 321	240-456112R106	37
590 666	230-280616104	42	705 222BA	240-406104C01	35	717 322BA	240-456112C01	37
595 202	240-316216C04	32	705 223	240-406104C50	35	717 323	240-456112C16	37
595 222	240-316116C04	32	705 333	230-40160450	43	717 3332	230-451612116	44
595 666	230-310616104	42	705 666	230-40060450	43	717 371B	240-456312R116	37
603 202DK	240-336213C04	33	705WP	991-6	46	717 373	240-456312C16	37

Numerical Index

WATTS MODEL NO.	TOMAHAWK ITEM NO.	PAGE NO.	WATTS MODEL NO.	TOMAHAWK ITEM NO.	PAGE NO.	WATTS MODEL NO.	TOMAHAWK ITEM NO.	PAGE NO.
717 373B	240-4563121C16	37	782 203	910-3	50	934 003	973-9601	24
717 666	230-47061225	44	782 CB	923-2525C01	51	934 443	-	21
717 6662	230-450612116	44	783 003	911-3	50	934273RT	973-2319C04	21
717 FCBBA	231-4506101	47	784 003	911-6	50	93427R14	973-2320C04	21
718 171	240-406318R125	35	784 103	923-1036C00	50	93427R18	-	21
718 221	240-406118R125	35	784 CB	923-2526C01	51	936 003	-	24
719 203	240-705206C50	38	785 003	911-701	50	936 003AS	-	24
719 203BA	240-705206C01	38	785 CB	923-2527C01	51	937 003	973-9300C04	24
719 221	240-406124R125	35	786 003	923-2421C	51	937 003MO	973-9392C04	24
720 203	240-705208C25	38	786 CB	923-2535C01	51	938 003	973-9100C04	24
722 171	240-705312R125	38	787 003	923-2422C	51	93U	973-3702C04	20
722 173	240-705312C25	38	787 CB	923-2536C01	51	94CP	973-3015C04	20
722 201	240-705212R125	38	789 003	923-2435C	51	94PVD	973-3015PB04	20
722 203	240-705212C25	38	789 103	923-2436C	51	94SN	973-3015SN04	20
722 203BA	240-705212C01	38	790 103	240-8451C25	39	95CP	973-3102C04	21
724 203	240-706206C06	38	791 103	240-8461C25	39	98CP	973-3016C04	20
724 203BA	-	38	792 103	240-8251C25	40	A-101C	907-021025	18
725 203	240-706208C25	38	793 103	240-8261C25	40	CT892CP	923-9012C	51
725 666	230-460516125	44	793 333	230-8216125	46	FFSS12	634-3F3F12	19
727 171	240-706312R125	38	793 666	230-8206125	46	FFSS15	634-3F3F15	19
727 173	240-706312C25	38	801 001	240-8561R112	40	FFSS18	634-3F3F18	19
727 201	240-706212R125	38	801 002	240-8564C01	40	FFSS24	634-343424	19
727 203	240-706212C25	38	802 002	240-8664C12	40	Gov80M2-ADJ	490-1080M2	19
728 171	240-706318R125	38	802 333	230-861625	46	Gov80M2R	490-1080M2KIT	19
728 201	240-706218R125	38	806 002	240-8764C06	40	HCW1	634-3W	19
729 201	240-706224R125	38	806 3332	230-8516125	46	HCW2	634-4W	19
735 203	240-703212C25	38	806 6662	230-8506125	46	LF3890001	134-G2F1C1CR104	15
737 223	240-486124C04	39	807 002	240-8864C12	40	LF3890003	134-G2F1C1C04	15
738 333	230-461616125	44	820 003	961-6820	52	LF3892001	134-G2S1C1CR104	15
738 666	230-460616125	44	844 103	974-84410301	49	LF3894001	134-G2C1C1CR104	15
740 666	230-48061625	44	844 163	974-84416350	49	LF3894003	134-G2C1C1C04	15
745 201	240-996208R116	39	844 203	-	49	LF889003	134-G1F1C04	10
748 203	240-98720625	39	844 243	974-84424350	49	LF889003LK	134-G1C1CLK04	16
751 203	240-718108C25	38	850 203	974-85020300	49	LF889013	133-G1F1C04	11
754 202	240-416216C25	35	850 333	974-85033201	49	LF890003	134-G2F1C04	10
754 222	240-416116C25	35	875003	283-S04116C00	17	LF890003LK	134-G2F1CLK04	16
754 333	230-41161625	43	875555	285-S0411500	18	LF890013	133-G2F1C04	11
754 666	230-41061625	43	876001	283-S04112R100	17	LF890203	134-G2F2C04	10
756 003	240-8051C25	39	876003	283-S04112C00	17	LF890203LK	134-G2F2CLK04	16
757 003	240-8061C25	39	876555	285-S0411200	18	LF890303	134-G2F2M04	10
757 666	230-8006125	45	877001	283-S04120R100	17	LF891203	134-G2X1C04	10
757 FCBBA	231-4606101	47	877003	283-S04120C00	17	LF891213	133-G2X1C04	11
759 253	240-465115C16	37	877555	285-S0412000	18	LF892001	134-G2S1CR104	10
759 503	240-466116C16	37	878001	283-S04130R150	17	LF892003	134-G2S1C04	10
760 002	210-066	36	878003	283-S04130C50	17	LF892003LK	134-G2S1CLK04	16
760 152	207-06325	36	878555	285-S0413000	18	LF892011	133-G2S1CR104	11
761 002	210-086	36	879001	283-S04136R100	17	LF892013	133-G2S1C04	11
761 002AP	210-28625	36	879003	283-S04136C50	17	LF892151	134-G2SOCR104	10
761 002S	216-086	36	879555	285-S04130C00	18	LF892401	134-G2V1CR104	10
761 102	210-38625	36	880003	283-T25112C00	17	LF892403	134-G2V1C04	10
761 152	207-08325	36	880003R	283-T24112C00	17	LF892411	133-G2V1CR104	11
761 3333	230-55160825	45	880555	285-T2411201	18	LF892413	133-G2V1C04	11
761 334	230-51160825	45	881003	283-T25120C00	17	LF892503	134-G2S1CE504	10
761 335	230-52160825	45	881003R	283-T24120C00	17	LF892503LK	134-G2S1CE5LK04	16
761 664	230-51060825	45	881555	285-T2412001	18	LF892513	133-G2S1CE504	11
761 665	230-52060825	45	882003	283-T25116C00	17	LF894001	134-G2C1CR104	10
761 665AP	230-50060825	45	882555	-	18	LF894003	134-G2C1C04	10
761 6662	230-56060825	45	893101	283-S05112R150	18	LF894003LK	134-G2C1CLK04	16
761 6663	230-55060825	45	893251	283-S06112R150	18	LF894011	133-G2C1CR104	11
763 001	210-12225	36	893253	283-S06112C50	18	LF894013	133-G2C1C04	11
763 151	207-12225	36	893351	283-S06120R150	18	LF894151	134-G2C0CR104	10
763 171B	207-12425	36	893353	283-S06120C50	18	LF894153	134-G2C0C04	10
763 251	200-12225	36	931 003	973-9000C01	24	LF894203	134-G2C2C04	10
765 666	249-20135	45	931 013	974-60102	24	LF894303	134-G2C2M04	10
780 003	911-101	50	931 2033	-	20	LF895011SD	133-GZ2S2SR104	11
780 203	910-2	50	931 8173	-	20	LF896011SD	133-GZ2M2FR104	11
780 CB	923-2521C01	51	932 003	973-90097R101	24	LF889012C	134-G1F1CT509	16
781 003	911-2	50	932 273	973-2015C04	20	LF8892012C	134-G2S1CT509	16
781203	923-2432CC00	51	933 273B	973-2302C04	21	LF8894012C	134-G2C1CT509	16
781 CB	923-2522C01	51	933 443	973-3302C04	21	LF89389003	132-G2F1C1C04	13

WATTS MODEL NO.	TOMAHAWK ITEM NO.	PAGE NO.
LFBV389403	132-G2C1C1C04	13
LFBV889003	132-G1F1C04	13
LFBV889013	131-G1F1C04	12
LFBV890003	132-G2F1C04	13
LFBV890013	131-G2F1C04	12
LFBV890203	132-G2F2C04	13
LFBV891203	132-G2X1C04	13
LFBV891213	131-G2X1C04	12
LFBV891313	131-G2X2X04	12
LFBV892003	132-G2S1C04	13
LFBV892013	131-G2S1C04	12
LFBV892403	132-G2V1C04	13
LFBV892413	131-G2V1C04	12
LFBV892503	132-G2S1CE504	13
LFBV892513	131-G2S1CE504	12
LFBV894003	132-G2C1C04	13
LFBV894013	131-G2C1C04	12
LFBV8940LK	132-G2C1CLH04	16
LFBV8940LN	132-G2C1CN104	13
LFBV894153	132-G2C0C04	13
LFBV894203	132-G2C2C04	13
LFDV389400	134-G2C1C1CDHR104	14
LFDV389403	134-G2C1C1CDH04	14
LFDV389411	133-G2C1C1CDHR104	14
LFDV389431	134-G2C1C0CDHR104	14
LFPBQTR-615	131-GRETR001	12
LFQC889A	132-G1Q1C04	9
LFQC889S	131-G1Q1C04	9
LFQC894A	132-G2Q1C04	9
LFQC894S	131-G2Q1C04	9
LFWAV 664	909-99100201	15
LFWAV 666	909-991001	15
PB60-PT	907-020225	18
T892512C	134-2S1CE5T809	17
T892612C	133-2S1CE5T809	17
T894012C	134-2C1CE5T809	17



Tomahawk
24110 South Peculiar Drive
Peculiar, Missouri 64078

P 1.800.821.3944
F 1.800.758.5950
www.gotomahawk.com