




Elkay drinking water products encourage healthier hydration and help reduce dependency on single-use, disposable plastic water bottles. Good for people and good for the environment.

Stock up on Elkay WaterSentry Filters

We recommend the use of authentic Elkay filters. Our filters are specially designed to fit our products and provide the best performance.

Replacing filters as recommended gives the added assurance of serving cleaner, safer water.

[Learn more at elkay.com/filtration.](http://elkay.com/filtration)

 1-800-834-4816

RECOMMENDED USE CONDITIONS

System Model	Replacement Element	Working Pressure	Operating Temperature	Flow Rate	Capacity
EWF3001	71300C	20 – 105 psi (241 – 724 kPa) (1.4 – 7.4 Kg/cm ²)	40 – 100° F (5 – 38° C)	1.1 GPM (4.2 L/min)	2,250 Gallons (8,517 L) 1 Year Maximum

Certification valid only when the flow through the system does not exceed 1.1 GPM.

This system has been certified by IAPMO R&T and tested according to NSF/ANSI 42, 53, 372 and 401 for the reduction of the substances listed below. The concentration of the indicated substances in water entering the system was reduced to a concentration less than or equal to the permissible limit for water leaving the system as specified in NSF/ANSI 42, 53, 372 and 401.



Contaminant	Influent Challenge Concentration	Maximum Permissible Product Water Concentration
Particulate, Class I	At least 10,000 particles/mL*	≥ 85% reduction
Chlorine Taste and Odor	2.0 mg/L ± 10%	≥ 50% reduction
Lead†	0.15 mg/L ± 10%	0.005 mg/L
Cysts	Minimum 50,000/L	≥ 99.95% reduction
Perfluorooctanoic Acid (PFOA) and Perfluorooctane Sulfonate (PFOS)	0.0015 mg/L ± 20%	0.00002 mg/L
Microplastics	At least 10,000 particles/mL*	≥ 85% reduction

*Particulates, Class I and microplastics size: 0.5 to < 1µm

†Soluble and particulate lead

Not all water will contain contaminants listed. Performance will vary depending on local water conditions. While testing was performed under standard laboratory conditions, actual performance may vary. Do not use with water that is microbiologically unsafe or of unknown quality without adequate disinfection before or after the system. Systems certified for cyst reduction may be used on disinfected waters that may contain filterable cysts. Filter installation and usage must comply with applicable local and state regulations.

IMPORTANT NOTICE: Read this Performance Data Sheet and compare the capabilities of this unit with your actual water treatment needs. It is recommended that, before purchasing a water treatment unit, you have your water supply tested to determine your actual water treatment needs. **PLEASE NOTE:** If this device is not maintained and operated as specified in the owner's manual, there is a risk of exposure to contaminants.

PLEASE NOTE: For use on cold water line only. Do not allow installed filter to freeze.

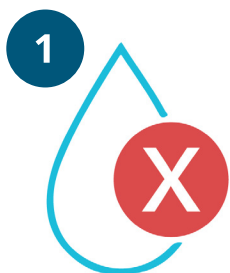
Installation Instructions

! WARNING: Electric shock hazard. To avoid danger of an electric shock, disconnect power to unit before installing the filter.

If the filter head and bracket are preinstalled within another product, skip to the FILTER REPLACEMENT INSTRUCTIONS below. If the filter head and bracket are not preinstalled within another product:

- Assemble the filter head to the bracket.
- Install the bracket in your desired location; do not install the filter head below the cartridge.
- Connect tubing to the filter head inlet and outlet.
- Skip to step 3 of the Filter Replacement Instructions below.

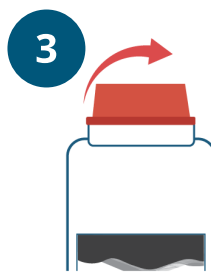
Filter Replacement Instructions



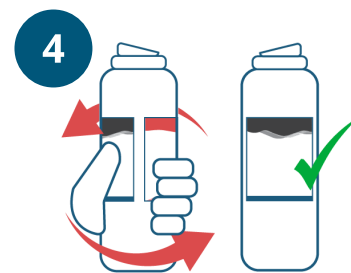
Turn off water supply; dispense water to relieve pressure; disconnect power to unit.



Turn used filter left 1/4 turn to remove from filter head.




Remove cap from new filter and use to seal used filter.



Hold filter as shown above. Firmly insert into filter head. Turn filter 1/4 to the right until it locks into place and the front label is clearly visible.



Turn on water supply and dispense for 3 minutes to purge air and fine carbon particles from filter.



On units with filter status indicator, light should reset back to green. Reset filter monitor if necessary. See product user manual for instructions.

Limited Warranty

This product is warranted to be free from defects in material and workmanship for a period of one year from the date of installation. Warranty is limited to repair or replacement of defective component.

! WARNING: Cancer and Reproductive Harm – www.P65Warnings.ca.gov

! ADVERTENCIA: Cáncer y daño reproductivo – www.P65Warnings.ca.gov

! AVERTISSEMENT: Cancer et effets néfastes sur la reproduction – www.P65Warnings.ca.gov