

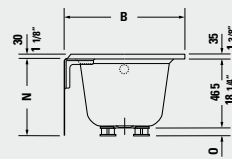
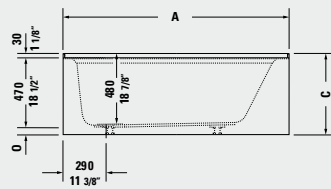
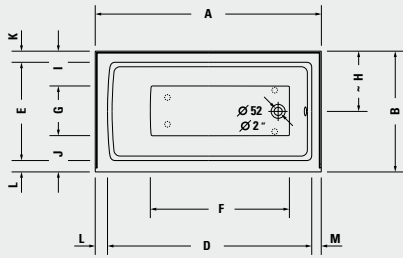
Architec Tubs

Edition 2



DURAVIT NYC
 105 Madison Avenue
 New York, NY 10016
 Toll Free 888-DURAVIT
 Phone 212-686-0033
 Fax 212-686-8033
 info@us.duravit.com
 www.duravit.nyc

DURAVIT USA, Inc.
 2635 N. Berkeley Lake Rd., Ste. 100
 Duluth, GA 30096
 Toll Free 888-DURAVIT
 Phone 770-931-3575
 Fax 770-931-8454
 info@us.duravit.com
 www.duravit.us



Features & Benefits:

- Modern approach to the standard alcove bathtub
 - An ideal option for small spaces
 - Easy cleaning and sleek appearance
 - Smooth reinforced front apron
 - Integrated tile flange
 - Fully reinforced plywood bottom
 - Composed of durable, high performance sanitary acrylic
 - Adjustable feet provide leveling support system
 - Optional left- or right-hand drain configuration
 - For Architect tubs ending in „90“: Plastic body drain model # 791224, chrome trim or brass body drain model # 791255, chrome trim.
 - For Architect tubs ending in „91“: ANSI standard drain with the tub drain shoe equal or less then 3" (not supplied by Duravit)
- 60" x 30" / 60" x 32" / 66" x 32"

	A	B	C	D	E	F	G	H	I	J	K	L	M	N	O
700353000000090	60"	32 1/8"	20 1/2"	54 1/2"	26 1/8"	37"	13 1/4"	16"	9 1/4"	9 5/8"	2 3/4"	3 1/8"	2 3/8"	19 1/4"	3/4"
700353000000090	1525	815	520	1385	665	940	335	405	235	245	70	80	60	490	20
700353000000091*	60"	32 1/8"	21 5/8"	54 1/2"	26 1/8"	37"	13 1/4"	16"	9 1/4"	9 5/8"	2 3/4"	3 1/8"	2 3/8"	20 1/2"	2"
700353000000091*	1525	815	550	1385	665	940	335	405	235	245	70	80	60	520	50
700354000000090	60"	32 1/8"	20 1/2"	54 1/2"	26 1/8"	37"	13 1/4"	16"	9 1/4"	9 5/8"	2 3/4"	3 1/8"	2 3/8"	19 1/4"	3/4"
700354000000090	1525	815	520	1385	665	940	335	405	235	245	70	80	60	490	20
700354000000091*	60"	32 1/8"	21 5/8"	54 1/2"	26 1/8"	37"	13 1/4"	16"	9 1/4"	9 5/8"	2 3/4"	3 1/8"	2 3/8"	20 1/2"	2"
700354000000091*	1525	815	550	1385	665	940	335	405	235	245	70	80	60	520	50
700355000000090	60"	29 7/8"	20 1/2"	54 1/2"	24"	37"	11 1/4"	14 3/4"	9 1/4"	9 1/2"	2 3/4"	3 1/8"	2 3/8"	19 1/4"	3/4"
700355000000090	1525	760	520	1385	610	940	285	375	235	240	70	80	60	490	20
700355000000091*	60"	29 7/8"	21 5/8"	54 1/2"	24"	37"	11 1/4"	14 3/4"	9 1/4"	9 1/2"	2 3/4"	3 1/8"	2 3/8"	20 1/2"	2"
700355000000091*	1525	760	550	1385	610	940	285	375	235	240	70	80	60	520	50
700356000000090	60"	29 7/8"	20 1/2"	54 1/2"	24"	37"	11 1/4"	14 3/4"	9 1/4"	9 1/2"	2 3/4"	3 1/8"	2 3/8"	19 1/4"	3/4"
700356000000090	1525	760	520	1385	610	940	285	375	235	240	70	80	60	490	20
700356000000091*	60"	29 7/8"	21 5/8"	54 1/2"	24"	37"	11 1/4"	14 3/4"	9 1/4"	9 1/2"	2 3/4"	3 1/8"	2 3/8"	20 1/2"	2"
700356000000091*	1525	760	550	1385	610	940	285	375	235	240	70	80	60	520	50
700407000000090	66"	32"	20 1/2"	60 1/8"	25 3/4"	43"	13 1/4"	15 7/8"	9 1/4"	9 5/8"	3"	3 3/8"	2 1/2"	19 1/4"	3/4"
700407000000090	1676	813	520	1526	653	1093	335	402	235	245	75	85	65	490	20
700407000000091	66"	32"	21 5/8"	60 1/8"	25 3/4"	43"	13 1/4"	15 7/8"	9 1/4"	9 5/8"	3"	3 3/8"	2 1/2"	20 1/2"	3/4"
700407000000091	1676	813	550	1526	653	1093	335	402	235	245	75	85	65	520	20
700408000000090	66"	32"	20 1/2"	60 1/8"	25 3/4"	43"	13 1/4"	15 7/8"	9 1/4"	9 5/8"	3"	3 3/8"	2 1/2"	19 1/4"	3/4"
700408000000090	1676	813	520	1526	653	1093	335	402	235	245	75	85	65	490	20
700408000000091	66"	32"	21 5/8"	60 1/8"	25 3/4"	43"	13 1/4"	15 7/8"	9 1/4"	9 5/8"	3"	3 3/8"	2 1/2"	20 1/2"	3/4"
700408000000091	1676	813	550	1526	653	1093	335	402	235	245	75	85	65	520	20

* Special order - available only upon request / Minimum order qty. = 30 pcs.



Products are in compliance with the following code(s):

- Uniform Plumbing Code (UPC®)
- National Plumbing Code of Canada

Products are in compliance with the following standard(s):

CSA B45.5-11/IPAPMO Z124-2011 including Update No. 1 dated May 2012

