

### Features

- Trim plate includes temperature control knob with integrated adjustable high-temperature limit stop and shower outlet on/off buttons.
- When pressed once, shower outlet turns on and button pops out, becoming a knob for water flow adjustment.
- When pressed back in, water turns off and outlet button aligns with control plate surface; flow setting remains intact.
- High-temperature limit setting for added safety.
- Low-profile design with easy-to-clean water-resistant casing.
- Requires two-port thermostatic valve with integral volume control (sold separately).
- Handles up to 8 gpm (30.3 lpm) flow capacity (rate may vary by installation).

### Installation

- Mounts on finished wall surface.



### Codes/Standards






ASME A112.18.1/CSA B125.1

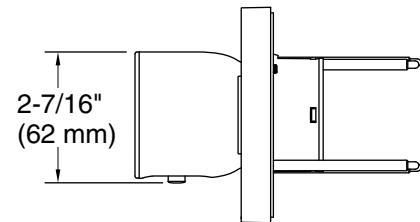
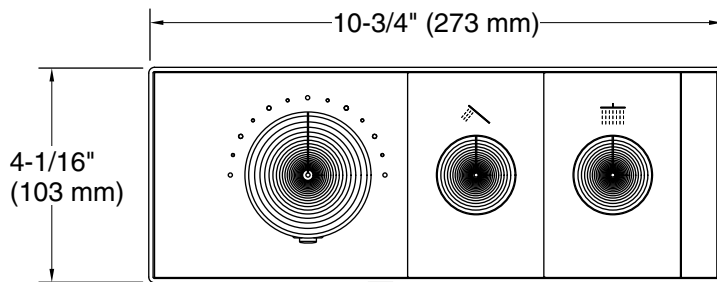
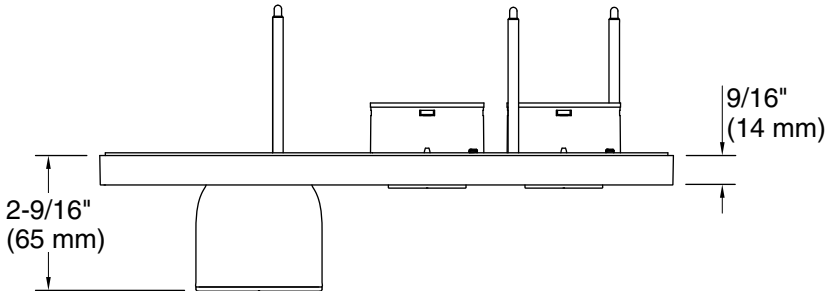
### KOHLER® One-Year Limited Warranty

See website for detailed warranty information.

### Available Colors/Finishes

*Color tiles intended for reference only.*

Color	Code	Description
	CP	Polished Chrome
	SN	Vibrant® Polished Nickel
	BN	Vibrant® Brushed Nickel
	BL	Matte Black
	2MB	Vibrant® Brushed Moderne Brass



**Technical Information**

All product dimensions are nominal.