

WHOLESALE PLUMBING



PRODUCTS SINCE 1896



db Dearborn®
Brass

**DEARBORN®
BRASS**

- Tubular Brass & Plastic
- Bath Waste
- Strainers

SPECIALTIES

- Plumbing Specialties

HOOV-R-LINE®

- Fill Valves
- Flush Valves
- Flappers
- Flush Levers

DEARBORN BRASS CATEGORIES

Category 21	Brass Tubular	9
Category 22	Commercial Products	24
Category 23	Plastic Tubular	29
Category 24	Bath Waste	43
Category 25	Basket Strainers	59
Category 26	Hoov-R-Line® and Specialties	69

Dearborn's Got It!

*For the products that the pros prefer,
there's only one source. Call
Dearborn® Brass first. Or, visit us at
our web site: www.dearbornbrass.com*

Superior Quality

*It's the reason more
professionals prefer Dearborn.*

Wide Selection

*The Industry's most complete
line of plumbing products.*

Brand Recognition

*The Dearborn checkerboard is the most
recognized packaging.*

Unique Innovations

Continually introducing new products and improvements.

Outstanding Support

Friendly customer service and expert technical assistance.

Unmatched Experience

Serving the plumbing industry for more than 100 years.



db Dearborn®
Brass

At Dearborn, quality

means that installations

are fast, smooth and

permanent. Whether it's

a new design or an old

design, it's the best

design. That's part of the

"Dearborn Difference."

Here are some more

advantages of doing

business with

Dearborn Brass.

THE DEARBORN DIFFERENCE.

Our Reputation

The company that began in 1896 on Dearborn Street in Chicago has emerged as the Number One wholesale supplier to the plumbing industry. Dearborn® Brass has thrived for more than 100 years because of the commitment of our associates to provide superior quality products and value-added services at very competitive prices.

Our Brand

Dearborn Brass has grown to become the preferred choice of plumbing professionals. Today, the Dearborn Brass name is the most recognized brand, and our distinctive checkerboard design is the most recognized packaging in the plumbing wholesale industry. Dearborn Brass and Hoov-R-Line® brands are the choice of professionals who know plumbing products.



Our People

Cross-Functional Team Support. At Dearborn, serving our customers is a team effort. Sales, Customer Service, Marketing, Purchasing, Engineering, Quality Control, Manufacturing and outside Rep Agencies all work together to ensure that you, the customer, come first.



Dedicated Sales Staff. Our sales associates are the best in the industry. Their collective knowledge of plumbing products and the distribution channel is unsurpassed in the industry. In addition, their dedication to Dearborn Brass and our customers is second to none.

Superior Customer Service Department. Our Customer Service Department is focused to provide the best

coverage, both domestically and internationally. With their experience and know-how, the customer service staff is a key resource to many of our customers' businesses.

Our Products

Complete One-Stop Product Offering. Dearborn Brass has one of the most comprehensive product offerings in the industry. Whatever plumbing supplies you need, chances are we stock it. That means you only have one purchase order to write, one invoice to pay, and one sales force to deal with. You'll save time, money and headaches when you consolidate your business with Dearborn.

Superior-Quality Products. Most of Dearborn's plumbing products carry full certification for many of the national and regional plumbing codes and standards. Here, we offer a range of products to fit every price requirement...from professional-grade to value-grade. You can be sure that no matter what product you order, you will receive the best quality in that category, at the best possible price.



Innovative New Products. Dearborn Brass® has long been an industry leader with the introduction of new products. We pioneered the category of plastic tubular in the early 1970s. Today, products such as our clear vinyl toilet flapper, grab bars, decorator-color basket strainers and bath waste products continue to boost our reputation as an innovator in the area of new product development.

Continuous Product Improvements. With the help of our customers, reps, salespeople and engineering staff, we continue to look for ways to “build a better P-trap.” We have made improvements in all product categories – from brass and plastic tubular to bath waste, and strainers.

Our Facilities

State-of-the-Art Manufacturing Facilities. At Dearborn, we have expanded our manufacturing operations to improve quality and to better serve our customers. With our new, 250,000-square-foot, state-of-the-art manufacturing facility, we have made a substantial investment in being the Number One plumbing supplier today and in the future. That investment includes all-new equipment – from cutting, threading and bending machines to annealers and platers.



National Distribution. Dearborn Brass, now part of the Oatey Supply Chain Services™ distribution network has distribution centers located in Cleveland, Ohio; Atlanta, Georgia; Minneapolis, Minnesota; Dallas, Texas and Newark, California.

Global Sourcing. We use only world-class suppliers to bring our customers the best quality products at the best possible pricing. We have established a network of suppliers from around the globe – a network that shares our commitment to superior quality and service to our customers.

Whatever your plumbing needs are, Dearborn can help. Before you buy from someone else, check out the “checkerboard.” With Dearborn Brass, you’ll find the quality, price and value you’re looking for.

Table of Contents

Alphabetical Index	4
Brass Tubular	9
Commercial Products	24
Plastic Tubular	29
Bath Waste	43
Basket Strainers	59
Hoov-R-Line® and Specialties	69
Numerical Index	95



ANTI-SIPHON P-TRAPS	21	11	DOUBLE SLIP JOINT CONNECTIONS, 1-1/2" - 20 GAUGE	21	21
ANTI-SIPHON S-TRAPS	21	12	DOUBLE SLIP JOINT CONNECTIONS, 1-1/2" - BUDGET GAUGE	21	21
BAFFLE TEES, PLASTIC	23	32	DOUBLE SLIP JOINT CONNECTIONS, 1-1/4" - 20 GAUGE	21	21
BALLCOCK COMPONENTS	26	70	DOUBLE SLIP JOINT CONNECTIONS, 1-1/4" - BUDGET GAUGE	21	21
BALLCOCK REPAIR KITS	26	71	DOUBLE SLIP JOINT CONNECTIONS, BRASS	21	21
BATH WASTE CONVERSION KITS	24	52	DOUBLE SLIP TRAP OFFSETS, 1-1/2"	21	21
BATH WASTE TRIM KITS	24	51	DOUBLE SLIP TRAP OFFSETS, 1-1/4"	21	21
BATH WASTE	24	43	DRAIN TOOLS	26	81
BELL FLANGES	21	23	DRUM TRAP AND EXTENSION COVERS	26	79
BOLT CAPS	26	74	ELBOWS & CONNECTORS	23	36
BONNETS	26	70	END OUTLET TEES, BRASS	21	15
BRANCH TAILPIECES, 3/4" HOSE OR 1/2" NOM SWEAT	21	19	END OUTLET WASTE, 3 PART	21	14
BRANCH TAILPIECES, BRASS	21	19	END OUTLET WASTE W/BAFFLE TEE, PLASTIC	23	31
BRANCH TAILPIECES, PLASTIC	23	34	END OUTLET WASTE, BRASS	21	14
BRANCH TAILPIECES, 1/2" NOM SWEAT	21	19	EXTENSION TUBES, 1-1/2 SJ- 17 GAUGE	21	17
BRASS BATH WASTE	24	43	EXTENSION TUBES, 1-1/2" SOLVENT WELD	23	33
BRASS FLOAT RODS	26	74	EXTENSION TUBES, 1-1/2" THREADED -17 GAUGE	21	18
BRASS TRIP-LEVER BATH WASTE	24	44	EXTENSION TUBES, 1-1/2" THREADED -20 GAUGE	21	18
BRASS TUBING, 1-1/2"	21	23	EXTENSION TUBES, 1-1/2" SJ - 20 GAUGE	21	17
BRASS TUBING, 1-1/4"	21	23	EXTENSION TUBES, 1-1/2" SJ - BUDGET	21	17
BRASS UNI-LIFT BATH WASTE	24	45	EXTENSION TUBES, 1-1/2" SLIP JOINT, PLASTIC	23	33
BRASS WHIRLPOOL BATH WASTE	24	44	EXTENSION TUBES, 1-1/2" SOLDER -BUDGET GAUGE	21	17
CABLE BATH WASTE	24	46	EXTENSION TUBES, 1-1/2" SOLDER -17 GAUGE	21	17
CABLE BATH WASTE CONVERSION KITS	24	46	EXTENSION TUBES, 1-1/4" SJ - BUDGET	21	16
CAST BRASS FITTINGS	22	25	EXTENSION TUBES, 1-1/4" SLIP JOINT, PLASTIC	23	33
CAST BRASS FLANGES W/SET SCREW	22	25	EXTENSION TUBES, 1-1/4" SOLDER - BUDGET GAUGE	21	17
CAST GRID PO PLUGS	22	24	EXTENSION TUBES, 1-1/4" THREADED -17 GAUGE	21	18
CENTER OUTLET TEE, BRASS	21	15	EXTENSION TUBES, 1-1/4" THREADED -20 GAUGE	21	18
CENTER OUTLET WASTE W/BAFFLE TEE, PLASTIC	23	32	EXTENSION TUBES, 1-1/4" SJ - 17 GAUGE	21	17
CENTER OUTLET WASTE, BRASS	21	15	EXTENSION TUBES, 1-1/4" SJ- 20 GAUGE	21	16
CHAIN & STOPPER BATH WASTE	24	43	EXTENSION TUBES, 1-3/8" THREADED -BUDGET GAUGE	21	18
CHAIN & STOPPER PARTS	24	54	EXTENSION TUBES, PLASTIC	23	33
CHICAGO CODE BATH WASTE	24	43	EXTENSION TUBES, SLIP JOINT, BRASS	21	16
CLOSET BOLTS AND SCREWS	26	76	EXTENSION TUBES, SOLDER	21	17
CLOSET FLUSH ELBOWS	21	23	EXTENSION TUBES, THREADED	21	18
CLOSET SPUDS	26	75	FACE PLATE, 1-HOLE	24	53
COMMERCIAL PRODUCTS	22	24	FACE PLATE, 2-HOLE	24	53
CONNECTORS, 45° SJ	21	22	FAUCET AERATORS	26	86
CONNECTORS, 90° SJ	21	22	FEMALE WASTE CONNECTOR WITH BRASS COLLAR	26	79
COPPER AND BRASS TUBING, 6'	21	23	FLANGED STRAINER TAILPIECES	21	18
COPPER TUBING	21	23	FLANGES	26	84
COVER TRAPS	22	25	FLANGES, BOX PATTERN, CHROME PLATED	26	84
DECORATOR BRASS DISPOSER FLANGES-BOXED	25	65	FLANGES, HIGH PATTERN CHROME PLATED	26	84
DECORATOR BRASS STRAINER ASSEMBLIES- BOXED	25	65	FLOAT RODS & LIFT WIRES	26	77
DECORATOR PLASTIC AIR GAPS	25	66	FLOOR & CEILING PLATES	26	85
DECORATOR PLASTIC DISPOSER FLANGES	25	65	FLUSH LEVERS	26	74
DECORATOR PLASTIC LOTION DISPENSERS	25	66	FLUSH VALVE COMPONENTS	26	74
DECORATOR PLASTIC STRAINER ASSEMBLIES	25	65	FLUSH VALVES	26	71
DEEP FLANGE, 1-1/4"	23	37	FORM-N-FIT PLASTIC TUBULAR	23	38
DEEP FLANGE, 1-1/2"	23	37	FORM-N-FIT POP-UP	23	39
DEEP FLANGES, PLASTIC	23	37	GRAB BARS, 1-1/2" CONCEALED FLANGE	22	27
DISPOSER KITS, BRASS	21	21	GRAB BARS, 1-1/2" CONCEALED FLANGE, PEENED FINISH	22	28
DISPOSER KITS, PLASTIC	23	35	GRAB BARS, 1-1/2" EXPOSED FLANGE	22	27
DOMESTIC STRAINERS	25	59	GRAB BARS, 1-1/4" CONCEALED FLANGE	22	27



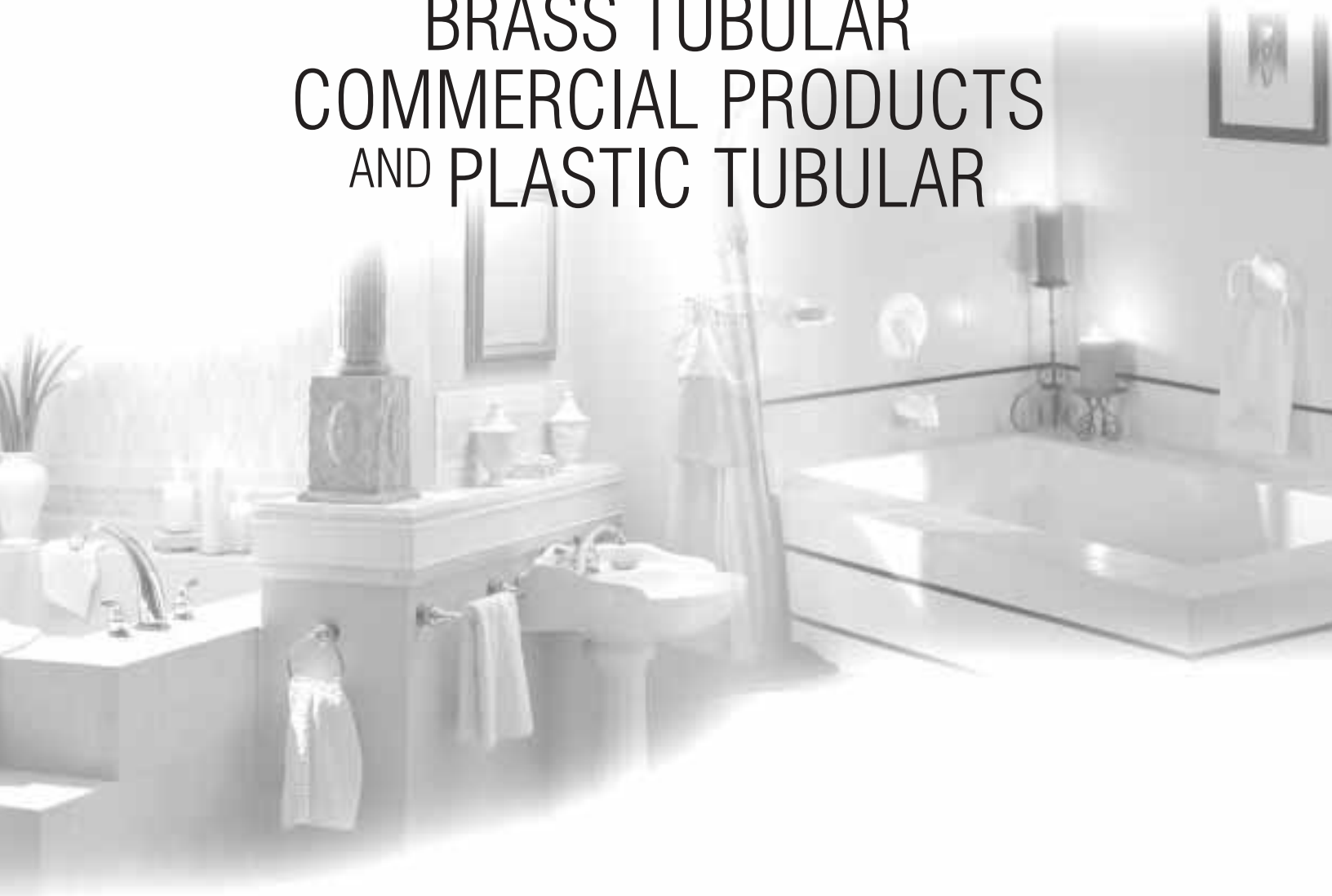
GRAB BARS, 1-1/4" CONCEALED FLANGE, PEENED FINISH	22	28	P-TRAPS, 1-1/2", PLASTIC	23	29
GRAB BARS, 1-1/4" EXPOSED FLANGE	22	27	P-TRAPS, 1-1/4" , PLASTIC	23	29
GRAB-BARS	22	27	P-TRAPS, 1-1/4" BUDGET GAUGE	21	9
HI-LINE CENTER OUTLET WASTE W/ BAFFLE TEE, BRASS	21	15	P-TRAPS, 1-1/4" 17 GAUGE	21	9
HI-LINE CENTER OUTLET WASTE, BRASS	21	15	P-TRAPS, 1-1/4" 20 GAUGE	21	9
HI-LINE END OUTLET WASTE W/ BAFFLE TEE, BRASS	21	14	P-TRAPS, LOW INLET TUBE	21	10
HI-LINE END OUTLET WASTE, BRASS	21	14	P-TRAPS,1-1/2" SEMI-CAST- 17 GAUGE	22	24
HI-LINE WASTE ARM 17 GAUGE	21	16	P-TRAPS,1-1/2" -17 GAUGE	21	9
HI-LINE WASTE ARM, 20 GAUGE	21	16	P-TRAPS-SEMI-CAST	22	24
HI-LINE WASTE ARM, 22 GAUGE	21	16	REDUCING WASHER, 1-1/2" X 1-1/4"	23	37
HI-LINE WASTE ARMS, PLASTIC	23	33	REPAIR J-BENDS, PLASTIC	23	30
HI-LINE/SLIP JOINT CENTER OUTLET WASTE	23	32	REPAIR TRAPS, BRASS	21	10
HOOV-R-LINE/SPECIALTIES	26	69	ROUGH-IN KITS, BATH WASTE	24	51
HOSE & CLAMP BRANCH TAILPIECES	21	19	RUBBER FLAPPERS	26	73
HOSE & CLAMP W/ SLIP JOINT TOP AND			SCHEDULE 40 BATH WASTE	24	48
7/8" BRANCH TAILPIECES	21	20	SCHEDULE 40 CABLE BATH WASTE	24	50
HOSE & CLAMP W/ SLIP JOINT TOP BRANCH TAILPIECES	21	20	SEAT DISC	26	78
HOSE & CLAMP W/ THREADED TOP BRANCH TAILPIECES	21	19	SEMI-CAST P-TRAPS	22	24
IMPORT CUP STRAINERS	25	60	SEMI-CAST SINK-TRAPS	22	24
IMPORT STRAINERS	25	60	SHOWER DRAINS	26	79
J-BEND, 1-1/2" SINK	21	13	SINK BASKET STRAINERS	25	59
J-BEND, 1-1/4" SINK	21	12	SINK J-BENDS, BRASS	21	12
J-BENDS, BRASS, 1-1/2"	21	12	SINK TRAPS W/ EXTENSION COVER TUBE	21	11
J-BENDS, BRASS, 1-1/4"	21	12	SINK TRAPS, GROUND JOINT	21	12
L.A. CODE TRAP	21	11	SINK TRAPS, WASHER JOINT	21	12
L.A.CODE EO WASTE	21	15	SINK-TRAPS, SEMI-CAST	22	24
LIFT-UP-N-TURN PARTS	24	55	SLIP JOINT CENTER OUTLET WASTE W/ BAFFLE TEE, BRASS	21	15
LONG BRANCH TAILPIECES, 1/2" NOM COPPER	21	20	SLIP JOINT CENTER OUTLET WASTE, BRASS	21	15
MISC. COVER TUBING	21	23	SLIP JOINT CENTER OUTLET WASTE, PLASTIC	23	32
MODEL KITS	24	52	SLIP JOINT CONNECTORS, BRASS	21	22
NIPPLE, END OUTLET WASTE	21	15	SLIP JOINT END OUTLET WASTE, PLASTIC	23	31
NUT, SLIP JOINT, PLASTIC 1-1/2"	23	37	SLIP JOINT END OUTLET WASTE W/ BAFFLE TEE, BRASS	21	14
NUT, SLIP JOINT, PLASTIC 1-1/4"	23	37	SLIP JOINT NUTS & WASHERS	23	37
OFFSET TRAPS, PLASTIC	23	35	SLIP JOINT WASHERS - POLYETHYLENE	26	83
ONE-PIECE WROT PLUG W/CHAIN & STOPPER	21	22	SLIP JOINT WASHERS - RUBBER	26	83
OUTLET TEES W/ TAILPIECE	21	15	SLIP JOINT WASHERS, IND. BAG	26	83
PLASTIC BATH WASTE	24	46	SLIP JOINT WASTE ARMS, PLASTIC	23	33
PLASTIC J-BENDS	23	30	SLIP NUTS DIE-CAST	26	82
PLASTIC NUTS AND WSHRS, IND. BAG	23	37	SLIP NUTS-BRASS	26	82
PLASTIC TRIP-LEVER BATH WASTE	24	47	SPECIAL SLIP JOINT WASHERS	26	83
PLASTIC TUBULAR	23	29	SPECIALTIES	26	69
PLASTIC UNI-LIFT BAT WASTE	24	47	SPUD WASHERS	26	76
PLASTIC WALL TUBES	23	30	STAINLESS STEEL EXTENSION COVERS	26	79
PLUNGERS	26	82	STRAINER TAILPIECES	23	34
PO & CO PLUGS	21	22	S-TRAP W/ CLEANOUT, 1-1/2" 20 GAUGE	21	13
POP-UP PARTS	24	54	S-TRAP W/ CLEANOUT, 1-1/4" 17 GAUGE	21	13
P-TRAP, POLISHED BRASS	21	9	S-TRAP, 1-1/2" 17 GAUGE	21	13
P-TRAPS BUDGET GAUGE W/ CHOKED THROAT, 1-1/2" X 1-1/4"	21	10	S-TRAP, 1-1/2" 20 GAUGE	21	13
P-TRAPS W/ CO, 1-1/2" 20 GAUGE	21	10	S-TRAP, 1-1/2" -BUDGET GAUGE	21	13
P-TRAPS W/CO 20 GAUGE, 1-1/4 "	21	10	S-TRAP, 1-1/4" 17 GAUGE	21	13
P-TRAPS WITH CLEANOUT, BRASS	21	10	S-TRAP, 1-1/4" 20 GAUGE	21	13
P-TRAPS WITHOUT CLEANOUTS, BRASS	21	9	S-TRAP, 1-1/4" BUDGET GAUGE	21	13
P-TRAPS, 1-1/2" 20 GAUGE	21	9	S-TRAP, 1-1/4", PLASTIC	23	30
P-TRAPS, 1-1/2" BUDGET GAUGE	21	9	S-TRAPS, 1-1/2" PLASTIC	23	30



S-TRAPS, 1-1/4" PLASTIC	23	30	TWO-PIECE WROT PLUG W/CHAIN & STOPPER	21	22
S-TRAPS, BRASS	21	13	UNI-LIFT 1/2 KITS	24	49
TAILPIECES, 1-1/2" X 1-1/4" - 20 GAUGE	21	18	UNI-LIFT CONVERSION KITS	24	52
TAILPIECES, 1-1/2"- 20 GAUGE	21	19	UNI-LIFT DIRECT DRAINS	24	50
TAILPIECES, 1-1/2"- BUDGET GAUGE	21	18	UNI-LIFT FULL KITS	24	49
TANK BALL FLOATS	26	74	UNI-LIFT PARTS	24	54
TAP TAP PARTS	24	55	VINYL FLAPPERS WITH CHAIN	26	72
TEES, BRASS	21	22	VINYL FLAPPERS WITH MOLDED STRAP	26	73
THREADED BODY STRAINERS	25	60	VINYL TRUNION	26	73
TIMED RATE FLAPPER	26	73	WALL TUBE, 1-1/2" 20 GAUGE	21	13
TOILET BOLT CAPS	26	75	WALL TUBES, 1-1/2" BUDGET GAUGE	21	13
TOILET FILL VALVES	26	69	WALL TUBES, 1-1/4" 17 GAUGE	21	13
TOILET SCREWS	26	76	WALL TUBES, 1-1/4" BUDGET GAUGE	21	13
TOILET SEAT HINGES	26	78	WALL TUBES, BRASS	21	13
TOILET TANK TRAYS, LINERS & COVERS	26	78	WASHER, SJ 1-1/2"	23	37
TOILET TO BOWL BOLT KITS	26	77	WASHER, SJ 1-1/4"	23	37
TOUCH TOE 1/2 KITS	24	49	WASHERS & CLOSET GASKETS	26	76
TOUCH TOE FULL KITS	24	48	WASHING MACHINE TRAP, BRASS	21	14
TOUCH-TOE PARTS	24	55	WASHINGTON CODE TRAPS	21	11
TRAP OFFSETS, BRASS	21	21	WASTE ARMS SLIP JOINT - 17 GAUGE	21	16
TRAP PRIMER TAILPIECES	21	20	WASTE ARMS SLIP JOINT - 20 GAUGE	21	16
TRIP LEVER CONVERSION KITS	24	52	WASTE ARMS SLIP JOINT - BUDGET	21	16
TRIP LEVER FACE PLATE	24	53	WASTE ARMS SLIP JOINT, BRASS	21	16
TRIP LEVER PARTS	24	53	WASTE ARMS, HI-LINE, BRASS	21	16
TRIP LEVER STRAINER COVER	24	53	WASTE ARMS, PLASTIC	23	33
TUBING, 6"	23	36	WASTE CONNECTORS	26	79



BRASS TUBULAR COMMERCIAL PRODUCTS AND PLASTIC TUBULAR





Brass Tubular

- Broad range of products in 1-1/2", 1-1/4" and 2"
- Most items are made in either 17, 20 or budget gauge with several options available
- Slip joint, direct connect, ground joint, deep flanges or box flanges
- Available chrome finished, unfinished, or decorator
- Premium quality brass tubing
- Rubber slip joint washers
- 1-1/2" x 1-1/4" reducing washers
- Cast tees
- Works well with plastic parts
- Meets industry standards ASME A112.18.2 and ASTM B 456





Commercial Products

- Semi-cast traps with extra long quarter-bends
- Cast-Grid PO Plugs
- High polished finish
- Trap covers snap-on for easy installation
- Cast Flanges with tamper resistant set screw

Plastic Tubular

- Light weight and strong
- Chemical resistant
- Broad range of product in 1-1/2", 1-1/4" and Form-N-Fit
- Certain items available in white or black polypropylene with ABS or PVC fittings
- Packaging allows for merchandising flexibility
- Manufactured for consistent product quality to precise industry standards
- Wing Nuts allow most joints to hand tighten
- Patented Form-N-Fit tubular products hold shape without spring-back, offset up to 3-1/2"
- Made in the USA







OPTIONS

Nuts		Flanges			Connections	
						
Brass Nuts	Cast Flange	Deep Flange	Box Flange	Ground Joint	Washer Joint	
BN	C	DF	BX	G	W	









Part No.	Description	Carton Qty.	U.P.C. Code
1-1/4" P-Traps Without Cleanouts			
2700-1	1-1/4" P-Traps Budget Gauge 1-1/4" P-Trap - Budget Ga.	25	041193005892
H2700-1	1-1/4" P-Trap - Budget Ga., Cutcase Box	12	041193005892
2700A-1	1-1/4" P-Trap - Budget Ga. 3" Longer Wall Tube	25	041193102003
2700DF-1	1-1/4" P-Trap - Budget Ga. w/ Deep Flange	25	041193102133
700-1	1-1/4" P-Traps 20 Gauge 1-1/4" P-Trap - 20 Ga.	25	041193005717
700A-1	1-1/4" P-Trap - 20 Ga. 3" Longer Wall Tube	25	041193122735
700BN-1	1-1/4" P-Trap - 20 Ga. w/ Brass Nuts	25	041193122759
700DF-1	1-1/4" P-Trap - 20 Ga. w/ Deep Flange	25	041193102416
700DFBN-1	1-1/4" P-Trap - 20 Ga. w/ Deep Flange & Brass Nuts	25	041193122773
701-1	1-1/4" P-Traps 17 Gauge 1-1/4" P-Trap - 17 Ga.	25	041193006233
H701-1	1-1/4" P-Trap - 17 Ga., Cutcase Box	12	041193006233
701BN-1	1-1/4" P-Trap - 17 Ga. w/ Brass Nuts	25	041193122841
701DF-1	1-1/4" P-Trap - 17 Ga. w/ Deep Flange	25	041193122865
701DFBN-1	1-1/4" P-Trap - 17 Ga. w/ Deep Flange & Brass Nuts	25	041193122889
701A-1	1-1/4" P-Trap - 17 Ga. 3" Longer Wall Tube	25	041193122827
701ADF-1	1-1/4" P-Trap - 17 Ga. w/ Deep Flange 3" Longer	25	041193122834
701G-1	1-1/4" P-Trap - 17 Ga. w/ Ground Joint	25	041193122896
701GDFBN-1	1-1/4" P-Trap - 17 Ga. w/ Ground Joint, Deep Flange & Brass Nuts	25	041193009630
21604	Polished Brass 1-1/4" P-Trap - 17 Ga. w/ box flange, Polished Brass	4	041193090300
1-1/2" P-Traps Without Cleanouts			
2702-1	1-1/2" P-Traps Budget Gauge 1-1/2" P-Trap - Budget Ga.	25	041193005908
H2702-1	1-1/2" P-Trap - Budget Ga., Cutcase Box	12	041193005908
2702DF-1	1-1/2" P-Trap - Budget w/ Deep Flange	25	041193084965
702-1	1-1/2" P-Traps 20 Gauge 1-1/2" P-Trap - 20 Ga.	25	041193005724
702BN-1	1-1/2" P-Trap - 20 Ga. w/ Brass Nuts	25	041193122964
702DF-1	1-1/2" P-Trap - 20 Ga. w/ Deep Flange	25	041193122988
702DFBN-1	1-1/2" P-Trap - 20 Ga. w/ Deep Flange & Brass Nuts	25	041193123008
702A-1	1-1/2" P-Trap - 20 Ga. 3" Longer	25	041193122933
704-1	1-1/2" P-Traps 17 Gauge 1-1/2" P-Trap - 17 Ga.	25	041193054661
H704-1	1-1/2" P-Trap - 17 Ga., Cutcase Box	12	041193054661
704BN-1	1-1/2" P-Trap - 17 Ga. w/ Brass Nuts	25	041193123367
704BN-3	1-1/2" P-Trap - 17 Ga. w/ Brass Nuts, Unfinished	25	041193015181
704DF-1	1-1/2" P-Trap - 17 Ga. w/ Deep Flange	25	041193123381
704DFBN-1	1-1/2" P-Trap - 17 Ga. w/ Deep Flange & Brass Nuts	25	041193123404
704A-1	1-1/2" P-Trap - 17 Ga. 3" Longer	25	041193123350
704G-1	1-1/2" P-Trap - 17 Ga. w/ Ground Joint	25	041193123428
704GBN-1	1-1/2" P-Trap - 17 Ga. w/ Ground Joint & Brass Nuts	25	041193058409
704GBN-3	1-1/2" P-Trap - 17 Ga. w/ Ground Joint & Brass Nuts, Unfinished	25	041193123459
704GDFBN-1	1-1/2" P-Trap - 17 Ga. w/ Ground Joint, Deep Flange, & Brass Nuts	25	041193009661



Part No.	Description	Carton Qty.	U.P.C. Code
1-1/4" x 1-1/2" P-Traps Without Cleanouts			
	1-1/4" x 1-1/2" P-Traps w/ Choked Throat		
703-1	1-1/4" x 1-1/2" P-Trap-20 Ga. w/ Choked Throat	25	041193123183
705-1	1-1/4" x 1-1/2" P-Trap-17 Ga. w/ Choked Throat	25	041193123589
705BN-1	1-1/4" x 1-1/2" P-Trap-17 Ga. w/ Choked Throat, & Brass Nuts	25	041193006172
705GBN-1	1-1/4" x 1-1/2" P-Trap-17 Ga. w/ Choked Throat, Ground Joint & Brass Nuts	25	041193123626
1-1/4" P-Traps With Cleanout			
	1-1/4" P-Traps w/ Center Outlet		
706-1	1-1/4" P-Trap w/ Center Outlet - 20 Ga.	25	041193054678
707-1	1-1/4" P-Trap w/ Center Outlet -17 Ga.	25	041193054685
707DF-1	1-1/4" P-Trap w/ Center Outlet -17 Ga. w/ Deep Flange	25	041193123800
707A-1	1-1/4" P-Trap w/ Center Outlet -17 Ga. 3" longer	25	041193123787
707BN-1	1-1/4" P-Trap w/ Center Outlet -17 Ga. w/ Brass Nuts	25	041193123794
1-1/2" P-Traps With Cleanout			
	1-1/2" P-Trap w/ Center Outlet		
708-1	1-1/2" P-Trap w/ Center Outlet - 20 Ga.	25	041193054692
710-1	1-1/2" P-Trap w/ Center Outlet - 17 Ga.	25	041193054739
710BN-1	1-1/2" P-Trap w/ Center Outlet - 17 Ga. w/ Brass Nuts	25	041193123879
710DF-1	1-1/2" P-Trap w/ Center Outlet - 17 Ga. w/ Deep Flange	25	041193123909
710ADF-1	1-1/2" P-Trap w/ Center Outlet - 17 Ga. w/ Deep Flange, 3 longer	25	041193123862
710GBN-1	1-1/2" P-Trap w/ Center Outlet - 17 Ga. w/ Ground Joint & Brass Nuts	25	041193123947
710GDFBN-1	1-1/2" P-Trap w/ Center Outlet - 17 Ga. w/ Ground Joint, Deep Flange & Brass Nuts	25	041193009616
710GDFBN-3	1-1/2" P-Trap w/ Center Outlet - 17 Ga. w/ Ground Joint, Deep Flange & Brass Nuts, Unfinished	25	041193018946
Repair Traps			
	700R-1	1-1/4" Repair Trap - 20 Ga.	25 041193122780
	702R-1	1-1/2" Repair Trap - 20 Ga.	25 041193050106
Low Inlet Tube P-Traps			
	711A-1	1-1/4" P-Trap, Low Inlet - 17 Ga.	25 041193123992
	714A-1	1-1/2" P-Trap, Low Inlet - 17 Ga.	25 041193124005



Part No.	Description	Carton Qty.	U.P.C. Code	
750-1 750-3	1-1/2" Repair Trap - 17 Ga. w/ Reducing Poly Washer 1-1/2" Repair Trap - 17 Ga. w/ Reducing Poly Washer, Unfinished	25 25	041193124616 041193124623	L.A. Code Trap 
743GDFBN-1 747GDFBN-1	1-1/2" x 1-1/4" Wash Code P-Trap w/ Deep Flange & Brass Nuts 1-1/2" x 1-1/4" Wash Code P-Trap w/ Center Outlet Deep Flange & Brass Nuts	25 25	041193003980 041193003973	Washington Code Traps 
727DFBN-6-1	1-1/2" x 1-1/4" Sink Trap w/ Center Outlet & 6" (SWT) Extension, Deep Flange & Brass Nuts	10	041193003966	
730GPBN-6-1 730GABN-6-1 730GPPB-3	1-1/2" x 1-1/4" Sink Trap w/ Schedule 40 PVC Adapter, Ground Joint, Cover Tube & Esc., Brass Nuts 1-1/2" x 1-1/4" Sink Trap w/ Schedule 40 ABS Adapter, Ground Joint, Cover Tube & Esc., Brass Nuts Polished Brass 1-1/2" x 1-1/4" Sink Trap w/ Schedule 40 PVC Adapter, Ground Joint, Cover Tube & Esc. Polished Brass , Brass Nuts	10 10 10	041193003997 041193009623 041193009715	Sink Traps w/Extension Cover Tube 
732GPBN-6-1	1-1/2" x 1-1/4" Sink Trap w/ Center Outlet, Schedule 40 PVC Adapter, Ground Joint, Cover Tube & Esc., Brass Nuts	10	041193009678	Sink Traps w/Extension Cover Tube & Cleanout 
967GBN-1 971GBN-1	1-1/4" Anti-Siphon P-Trap, 17 Ga., Chrome Plated, Brass Nuts 1-1/2" Anti-Siphon P-Trap, 17 Ga., Chrome Plated, Brass Nuts	10 10	041193013330 041193013347	Anti-Siphon Traps 

Part No.	Description	Carton Qty.	U.P.C. Code
----------	-------------	-------------	-------------

Anti-Siphon Traps (continued)



979GBN-1	1-1/4" Anti-Siphon S-Trap, 17 Ga., Chrome Plated, Brass Nuts	8	041193013354
983GBN-1	1-1/2" Anti-Siphon S-Trap, 17 Ga., Chrome Plated, Brass Nuts	8	041193013361

Sink Traps, Washer Joint



736W-1	1-1/4" Sink-Trap Washer Joint NPT-20 Ga.	25	041193124500
738W-1	1-1/2" Sink-Trap Washer Joint NPT-20 Ga.	25	041193065469
H738W-2	1-1/2" Sink-Trap Washer Joint 20 Ga. Cutcase Box	12	041193065469
740W-1	1-1/2" Sink-Trap Washer Joint NPT-17 Ga.	25	041193055019

Sink Traps, Ground Joint



738-1	1-1/2" Sink-Trap Ground Joint NPT-20 Ga. w/ Reducing Poly Washer	25	041193124524
738CS-1	1-1/2" Sink-Trap Ground Joint, w/ Copper Sweat Elbow - 20 Ga., Chrome	25	041193015440
740-1	1-1/2" Sink-Trap Ground Joint NPT-17 Ga. w/ Reducing Poly Washer	25	041193124548

J-Bends



1-1/4" J-Bends			
2650-1	1-1/4" J-Bend L/Center Outlet - Budget Ga.	25	041193006127
H2650-1	1-1/4" J-Bend L/Center Outlet - Budget Ga., Cutcase Box	12	041193006127
650-1	1-1/4" J-Bend L/Center Outlet - 20 Ga.	25	041193005663
652-1	1-1/4" J-Bend L/Center Outlet - 17 Ga.	25	041193054593
1-1/2" J-Bends			
2651-1	1-1/2" J-Bend L/Center Outlet - Budget Ga.	25	041193050113
H2651-1	1-1/2" J-Bend L/Center Outlet - Budget Ga., Cutcase Box	12	041193050113
651-1	1-1/2" J-Bend L/Center Outlet - 20 Ga.	25	041193005670
653-1	1-1/2" J-Bend L/Center Outlet - 17 Ga.	25	041193122049

Sink J-Bends



Sink J-Bend Washer Joint			
656W-1	1-1/4" Sink J-Bend w/ Washer Joint - 20 Ga.	25	041193122131
2654W-1	1-1/2" Sink J-Bend w/ Washer Joint - Budget Ga.	25	041193011770
H2654W-2	1-1/2" Sink J-Bend w/ Washer Joint - Budget Ga., Cutcase Box	12	041193011770
654W-1	1-1/2" Sink J-Bend w/ Washer Joint - 20 Ga.	25	041193054616
655W-1	1-1/2" Sink J-Bend w/ Washer Joint - 17 Ga.	25	041193054623




Part No.	Description	Carton Qty.	U.P.C. Code
Sink J-Bends (continued)			
654-1	Sink J-Bends Ground Joint 1-1/2" Sink J-Bend w/ Ground Joint - 20 Ga.	25	041193122094
655-1	1-1/2" Sink J-Bend w/ Ground Joint - 17 Ga.	25	041193122100
655BN-1	1-1/2" Sink J-Bend w/ Ground Joint - 17 Ga. w/ Brass Nuts	25	041193122117
655BN-3	1-1/2" Sink J-Bend w/ Ground Joint - 17 Ga. w/ Brass Nuts, Unfinished	25	041193122124
Wall Tubes			
H2401-1	1-1/4" Wall Tube Budget Gauge 1-1/4" Wall Tube - Budget Ga. Ind. UPC	20	041193056092
2401A-1	1-1/4" Wall Tube - Budget Ga. 3" Longer	25	041193071231
1-1/4" Wall Tube 17 Gauge			
401-17-1	1-1/4" Wall Tube - 17 Ga.	25	041193113634
401A-17-1	1-1/4" Wall Tube - 17 Ga. 3" Longer	25	041193113665
401B-17-1	1-1/4" Wall Tube 15" - 17 Ga.	25	041193027085
401C-17-1	1-1/4" Wall Tube 21" - 17 Ga.	25	041193027092
401D-17-1	1-1/4" Wall Tube 33" - 17 Ga.	25	041193027061
401E-17-1	1-1/4" Wall Tube 45" - 17 Ga.	20	041193027108
401F-17-1	1-1/4" Wall Tube 57" - 17 Ga.	20	041193027115
1-1/2" Wall Tube Budget Gauge			
H2402-1	1-1/2" Wall Tube Budget Ga. Ind. UPC	15	041193084958
2402A-1	1-1/2" Wall Tube Budget Ga. 3" Longer	25	041193084842
1-1/2" Wall Tube 17 Gauge			
402-17-1	1-1/2" Wall Tube - 17 Ga.	25	041193113719
402A-17-1	1-1/2" Wall Tube - 17 Ga. 3" Longer	25	041193113771
402B-17-1	1-1/2" Wall Tube 15" - 17 Ga.	25	041193025814
402C-17-1	1-1/2" Wall Tube 21" - 17 Ga.	25	041193026927
402D-17-1	1-1/2" Wall Tube 33" - 17 Ga.	25	041193025913
402E-17-1	1-1/2" Wall Tube 45" - 17 Ga.	20	041193025661
402F-17-1	1-1/2" Wall Tube 57" - 17 Ga.	20	041193025685
S-Traps			
2718-1	1-1/4" S-Trap Budget Gauge 1-1/4" S-Trap - Budget Ga.	10	041193005915
H2718-1	1-1/4" S-Trap - Budget Ga. Cutcase Box	10	041193005915
1-1/4" S-Trap 20 Gauge			
718-1	1-1/4" S-Trap - 20 Ga.	10	041193054791
718DF-1	1-1/4" S-Trap - 20 Ga. w/ Deep Flange	10	041193102461
1-1/4" S-Trap 17 Gauge			
719-1	1-1/4" S-Trap - 17 Ga.	10	041193124265
719DFBN-1	1-1/4" S-Trap - 17 Ga. w/ Deep Flange Brass Nuts	10	041193124289
1-1/2" S-Trap - Budget Gauge			
2720-1	1-1/2" S-Trap - Budget	10	041193005922
1-1/2" S-Trap 20 Gauge			
720-1	1-1/2" S-Trap - 20 Ga.	10	041193054876
H720-1	1-1/2" S-Trap - 20 Ga. Cutcase Box	10	041193054876
720DF-1	1-1/2" S-Trap - 20 Ga. w/ Deep Flange	10	041193124326
1-1/2" S-Trap 17 Gauge			
722-1	1-1/2" S-Trap - 17 Ga.	10	041193124357
722DFBN-1	1-1/2" S-Trap - 17 Ga. w/ Deep Flange & Brass Nuts	10	041193124388
1-1/4" S-Trap w/ Cleanout 17 Gauge			
725BN-1	1-1/4" S-Trap - 17 Ga., w/ Center Outlet and Brass Nuts	10	041193009548
1-1/2" S-Trap w/ Cleanout 17 Gauge			
726BN-1	1-1/2" S-Trap w/ Center Outlet, 17 Ga. & Brass Nuts	10	041193009524



Part No.	Description	Carton Qty.	U.P.C. Code
----------	-------------	-------------	-------------

Washing Machine Trap



89-17-1	1-1/2" x 25-1/2" Washing Machine Trap NPT-17 Ga.	10	041193081452
---------	--	----	--------------

End Outlet Waste



2108A-1	Slip Joint End Outlet Waste 1-1/2" x 16" Center To Center End Outlet Waste Slip Joint -Budget Ga.	25	041193006073
H2108A-2	1-1/2" x 16" Center To Center End Outlet Waste Slip Joint -Budget Ga. Cutcase Box	10	041193006073
108A-1	1-1/2" x 16" Center To Center End Outlet Waste Slip Joint - 20 Ga.	25	041193050540
108B-1	1-1/2" x 21" Center To Center End Outlet Waste Slip Joint - 20 Ga.	10	041193106797
111A-1	1-1/2" x 16" Center To Center End Outlet Waste Slip Joint - 17 Ga.	25	041193050564
111ABN-1	1-1/2" x 16" Center To Center End Outlet Waste Slip Joint - 17 Ga. w/ Brass Nuts	25	041193107480

2178A-1	Slip Joint End Outlet Waste w/ Baffle Tee 1-1/2" x 16" Center To Center End Outlet Waste Slip Joint w/ Baffle Tee - Budget	25	041193111029
78A-1	1-1/2" x 16" Center To Center End Outlet Waste Slip Joint w/ Baffle Tee - 20 Ga.	25	041193125453
78A-17-1	1-1/2" x 16" Center To Center End Outlet Waste Slip Joint w/ Baffle Tee - 17 Ga.	25	041193125439
78A-17BN-1	1-1/2" x 16" Center To Center End Outlet Waste Slip Joint w/ Baffle Tee - 17 Ga.w/ Brass Nuts	25	041193125446

2121A-1	Hi-Line End Outlet Waste 1-1/2" x 16" Center To Center End Outlet Waste Hi-Line - Budget Ga.	25	041193006066
H2121A-1	1-1/2" x 16" Center To Center End Outlet Waste Hi-Line - Budget Ga. Cutcase Box	10	041193006066
121A-1	1-1/2" x 16" Center To Center End Outlet Waste Hi-Line - 20 Ga.	25	041193065438
121B-1	1-1/2" x 21" Center To Center End Outlet Waste Hi-Line - 20 Ga.	10	041193109163
131A-1	1-1/2" x 16" Center To Center End Outlet Waste Hi-Line - 17 Ga.	25	041193109675
131ABN-3	1-1/2" x 16" Center To Center End Outlet Waste Hi-Line - 17 Ga. w/ Brass Nuts, Unfinished	25	041193013279







2181A-1	Hi-Line End Outlet Waste w/ Baffle Tee 1-1/2" x 16" Center To Center End Outlet Waste Hi-Line w/ Baffle Tee - Budget Ga.	25	041193052018
81A-1	1-1/2" x 16" Center To Center End Outlet Waste Hi-Line w/ Baffle Tee - 20 Ga.	25	041193126412

3 Part End Outlet Waste



109-20-1	1-1/2" x 24" Center To Center End Outlet Waste Slip Joint - 20 Ga.	10	041193106841
----------	--	----	--------------



Part No.	Description	Carton Qty.	U.P.C. Code	
50-3	1-1/2" x 16" Center To Center End Outlet Waste LA Code - 20 Ga., Unfinished	10	041193116031	L.A. Code Waste 
				Center Outlet Waste
2114A-1	Slip Joint Center Outlet Waste 1-1/2" x 16" Center To Center Outlet Waste Slip Joint - Budget	25	041193006318	
H2114A-2	1-1/2" x 16" Center To Center Outlet Waste Slip Joint - Budget, Cutcase Box	10	041193006318	
114A-1	1-1/2" x 16" Center To Center Outlet Waste Slip Joint - 20 Ga.	25	041193108470	
114B-1	1-1/2" x 21" Center To Center Outlet Waste Slip Joint - 20 Ga.	10	041193108487	
117A-1	1-1/2" x 16" Center To Center Outlet Waste Slip Joint - 17 Ga.	10	041193050656	
79A-1	Slip Joint Center Outlet Waste w/ Baffle Tee 1-1/2" x 16" Center To Center Outlet Waste Slip Joint w/ Baffle Tee - 20 Ga.	25	041193125606	
				Hi-Line Center Outlet Waste
2123A-1	1-1/2" x 16" Center To Center Outlet Waste Hi-Line - Budget	25	041193006295	
H2123A-2	1-1/2" x 16" Center To Center Outlet Waste Hi-Line - Budget, Cutcase Box	10	041193006295	
123A-1	1-1/2" x 16" Center To Center Outlet Waste Hi-Line - 20 Ga.	25	041193109415	
123B-1	1-1/2" x 21" Center To Center Outlet Waste Hi-Line - 20 Ga.	10	041193109422	
133A-1	1-1/2" x 16" Center To Center Outlet Waste Hi-Line - 17 Ga.	25	041193050731	
83A-1	Hi-line Center Outlet Waste w/ Baffle Tee 1-1/2" x 16" Center To Center Outlet Waste Hi-Line w/ Baffle Tee - 20 Ga.	10	041193127082	
				Outlet Tees w/ Tailpiece
153-1	1-1/2" End Outlet Tee - 20 Ga. For Slip Joint End Outlet Waste	25	041193065414	
2185-1	1-1/2" Baffle Tee - 20 Ga. For Slip Joint End Outlet Waste	25	041193065445	
2185-17-1	1-1/2" Baffle Tee - 17 Ga. For Slip Joint End Outlet Waste	25	041193111036	
2186-1	1-1/2" Baffle Tee - 20 Ga. For Center Outlet Waste	25	041193111043	
163B-1	1-1/2" Hi-Line Nipple Only	25	041193065421	



Part No.	Description	Carton Qty.	U.P.C. Code
----------	-------------	-------------	-------------

Waste Arms, Hi-line



	Hi-Line Waste Arms, Budget Gauge		
2138-1	7" Waste Arm Hi-Line For 16" Center Outlet - Budget Ga.	24	041193110855
H2138-2	7" Waste Arm Hi-Line For 16" Center Outlet Waste - Budget Ga. Ind. UPC	15	041193110855
2138C-1	15" Waste Arm Hi-Line For 16" End Outlet - Budget Ga.	24	041193006103
H2138C-2	15" Waste Arm Hi-Line For 16" End Outlet - Budget Ga. Ind. UPC	10	041193006103
	Hi-Line Waste Arms, 20 Gauge		
138-1	7" Waste Arm Hi-Line For 16" Center Outlet-20 Ga.	24	041193109910
138C-1	15" Waste Arm Hi-Line For 16" End Outlet - 20 Ga.	24	041193109965
138D-1	20" Waste Arm Hi-Line For 21" End Outlet - 20 Ga.	24	041193109989
	Hi-Line Waste Arms, 17 Gauge		
138B-17-1	11" Waste Arm Hi-Line - 17 Ga.	24	041193013217
138C-17-1	15" Waste Arm Hi-Line For 16" End Outlet - 17 Ga.	24	041193109958
138E-17-1	23" Waste Arm Hi-Line For 24" End Outlet - 17 Ga.	24	041193109996

Waste Arms Slip Joint



	Waste Arms, Slip Joint - Budget Gauge		
2137-1	7" Waste Arm Slip Joint For 16" Center Outlet - Budget Ga.	24	041193051806
H2137-2	7" Waste Arm Slip Joint For 16" Center Outlet - Budget Ga. Ind. UPC	15	041193051806
2137B-1	11" Waste Arm Slip Joint For 24" Center Outlet - Budget Ga.	24	041193050144
2137C-1	15" Waste Arm Slip Joint For 16" Center Outlet - Budget Ga.	24	041193006080
H2137C-2	15" Waste Arm Slip Joint For 16" Center Outlet - Budget Ga. Ind. UPC	10	041193006080
	Waste Arms, Slip Joint - 20 Gauge		
137-1	7" Waste Arm Slip Joint For 16" Center Outlet-20 Ga.	24	041193109767
137C-1	15" Waste Arm Slip Joint For 16" End Outlet - 20 Ga.	24	041193109811
137CBN-3	15" Waste Arm Slip Joint For 16" End Outlet - 20 Ga. w/ Brass Nuts, Unfinished	24	041193109842
137D-1	20" Waste Arm Slip Joint For 21" End Outlet - 20 Ga.	24	041193109859
137E-1	23" Waste Arm Slip Joint for 24" End Outlet - 20 Ga.	16	041193090966
137EBN-3	23" Waste Arm Slip Joint For 24" End Outlet - 20 Ga. w/ Brass Nuts, Unfinished	16	041193090966
	Waste Arms, Slip Joint - 17 Gauge		
137-17BN-1	7" Waste Arm Slip Joint For 16" Center Outlet - 17 Ga. Brass Nuts	24	041193019042
137B-17BN-3	11" Waste Arm Slip Joint For 16" Center Outlet - 17 Ga., Brass Nuts, Unfinished	24	041193019066
137C-17-1	15" Waste Arm Slip Joint For 16" End Outlet - 17 Ga.	24	041193109798
137C-17BN-1	15" Waste Arm Slip Joint For 16" End Outlet - 17 Ga. w/ Brass Nuts	24	041193109804
137C-17BN-3	15" Waste Arm Slip Joint For 16" End Outlet - 17 Ga. w/ Brass Nuts, Unfinished	24	041193013156
137E-17-1	23" Waste Arm Slip Joint For 24" End Outlet - 17 Ga.	16	041193109873
137E-17BN-3	23" Waste Arm Slip Joint For 24" End Outlet - 17 Ga., w/ Brass Nuts, Unfinished	16	041193016324

Extension Tubes, Slip Joint



	1-1/4" Slip Joint Extension Tubes - Budget Gauge		
790-1	1-1/4" x 6" Slip Joint Extension Tube - Budget Ga.	24	041193005779
H790-1	1-1/4" x 6" Slip Joint Extension Tube - Budget Ga. Ind. UPC	24	041193005779
790A-1	1-1/4" x 8" Slip Joint Extension Tube - Budget Ga.	24	041193050229
791A-1	1-1/4" x 12" Slip Joint Extension Tube - Budget Ga.	24	041193005946
H791A-1	1-1/4" x 12" Slip Joint Extension Tube - Budget Ga.	24	041193005946
	1-1/4" SLIP JOINT Extension Tubes - 20 Gauge		
790-20-1	1-1/4" x 6" Slip Joint Extension Tube - 20 Ga.	24	041193125637
790A-20-1	1-1/4" x 8" Slip Joint Extension Tube - 20 Ga.	24	041193125651
791A-20-1	1-1/4" x 12" Slip Joint Extension Tube - 20 Ga.	24	041193125699
791A-20BN-1	1-1/4" x 12" Slip Joint Extension Tube - 20 Ga. w/ Brass Nuts	24	041193125705



Part No.	Description	Carton Qty.	U.P.C. Code
Extension Tubes, Slip Joint (continued)			
1-1/4" Slip Joint Extension Tubes - 17 Gauge			
790-17-1	1-1/4" x 6" Slip Joint Extension Tube - 17 Ga.	24	041193055200
790-17BN-1	1-1/4" x 6" Slip Joint Extension Tube - 17 Ga. w/ Brass Nut	24	041193125620
790A-17-1	1-1/4" x 8" Slip Joint Extension Tube - 17 Ga.	24	041193055194
790A-17BN-1	1-1/4" x 8" Slip Joint Extension Tube - 17 Ga. w/ Brass Nut	24	041193125644
791A-17-1	1-1/4" x 12" Slip Joint Extension Tube - 17 Ga.	24	041193055217
791A-17BN-1	1-1/4" x 12" Slip Joint Extension Tube - 17 Ga. w/ Brass Nut	24	041193125682
791B-17BN-1	1-1/4" x 24" Slip Joint Extension Tube - 17 Ga. w/ Brass Nut	24	041193015686
1-1/2" Slip Joint Extension Tubes - Budget Gauge			
792-1	1-1/2" x 6" Slip Joint Extension Tube - Budget Ga.	20	041193005786
H792-1	1-1/2" x 6" Slip Joint Extension Tube - Budget Ga. Ind. UPC	20	041193005786
792A-1	1-1/2" x 8" Slip Joint Extension Tube - Budget Ga.	20	041193050236
793A-1	1-1/2" x 12" Slip Joint Extension Tube - Budget Ga.	20	041193050243
H793A-1	1-1/2" x 12" Slip Joint Extension Tube - Budget Ga. Ind. UPC	20	041193050243
1-1/2" Slip Joint Extension Tubes - 20 Gauge			
792-20-1	1-1/2" x 6" Slip Joint Extension Tube - 20 Ga.	20	041193125767
792A-20-1	1-1/2" x 8" Slip Joint Extension Tube - 20 Ga.	20	041193125798
792A-20BN-1	1-1/2" x 8" Slip Joint Extension Tube - 20 Ga. w/ Brass Nut	20	041193125811
793A-20-1	1-1/2" x 12" Slip Joint Extension Tube - 20 Ga.	20	041193125842
793A-20BN-1	1-1/2" x 12" Slip Joint Extension Tube - 20 Ga. w/ Brass Nut	20	041193125859
793A-20BN-3	1-1/2" x 12" Slip Joint Extension Tube - 20 Ga. w/ Brass Nut, Unfinished	20	041193125866
1-1/2" Slip Joint Extension Tubes - 17 Gauge			
792-17-1	1-1/2" x 6" Slip Joint Extension Tube - 17 Ga.	20	041193055231
792A-17-1	1-1/2" x 8" Slip Joint Extension Tube - 17 Ga.	20	041193055224
792A-17BN-1	1-1/2" x 8" Slip Joint Extension Tube - 17 Ga. w/ Brass Nut	20	041193125781
793A-17-1	1-1/2" x 12" Slip Joint Extension Tube - 17 Ga.	20	041193055248
793A-17BN-1	1-1/2" x 12", Slip Joint Extension Tube - 17 Ga. w/ Brass Nut	20	041193125835
793A-17BN-3	1-1/2" x 12", Slip Joint Extension Tube - 17 Ga. w/ Brass Nut, Unfinished	20	041193015716
794-17BN-1	1-1/2" x 24", Slip Joint Extension Tube - 17 Ga. w/ Brass Nut	20	041193009722
Extension Tubes, Solder			
1-1/4" Solder Extension Tubes - Budget Gauge			
786-1	1-1/4" x 6" Solder Extension Tube - Budget Ga.	24	041193050250
786A-1	1-1/4" x 8" Solder Extension Tube - Budget Ga.	24	041193050267
787A-1	1-1/4" x 12" Solder Extension Tube - Budget Ga.	24	041193050274
1-1/2" Solder Extension Tubes - Budget Gauge			
788A-1	1-1/2" x 8" Solder Extension Tube - Budget Ga.	24	041193050298
789A-1	1-1/2" x 12" Solder Extension Tube - Budget Ga.	24	041193125590
1-1/4" Solder Extension Tubes - 17 Gauge			
787A-17-1	1-1/4" x 12" Solder Extension Tube - 17 Ga.	24	041193080035
1-1/2" Solder Extension Tubes - 17 Gauge			
789A-17-1	1-1/2" x 12" Solder Extension Tube -17 Ga.	24	041193080059
789A-17-3	1-1/2" x 12" Solder Extension Tube -17 Ga., Unfinished	24	041193015808





Part No.	Description	Carton Qty.	U.P.C. Code
----------	-------------	-------------	-------------

Extension Tubes, Threaded



1-1/4" Threaded Extension Tubes - 20 Gauge			
819-1	1-1/4" x 6" Threaded Extension Tube Threaded Both Ends - 20 Ga.	20	041193126894
H819-1	1-1/4" x 6" Threaded Extension Tube Threaded Both Ends - 20 Ga. Ind. UPC	20	041193126894
820A-1	1-1/4" x 8" Threaded Extension Tube Threaded Both Ends - 20 Ga.	20	041193005991
822-1	1-1/4" x 12" Threaded Extension Tube Threaded Both Ends - 20 Ga.	20	041193005816
H822-1	1-1/4" x 12" Threaded Extension Tube Threaded Both Ends - 20 Ga. Ind. UPC	20	041193005816
822-3	1-1/4" x 12" Threaded Extension Tube Threaded Both Ends - 20 Ga., Unfinished	20	041193126955
1-1/4" Threaded Extension Tubes - 17 Gauge			
820C-1	1-1/4" x 8" Threaded Extension Tube Threaded Both Ends - 17 Ga.	20	041193126948
822A-1	1-1/4" x 12" Threaded Extension Tube Threaded Both Ends - 17 Ga.	20	041193126955
822A-3	1-1/4" x 12" Threaded Extension Tube Threaded Both Ends - 17 Ga., Unfinished	20	041193013293
1-3/8" Threaded Extension Tubes - 17 Gauge			
824-1	1-3/8" x 12" Threaded Extension Tube Threaded Both Ends - 17 Ga.	24	041193126993
1-1/2" Threaded Extension Tubes - 20 Gauge			
828-1	1-1/2" x 6" Threaded Extension Tube Threaded Both Ends - 20 Ga.	24	041193071293
H828-1	1-1/2" x 6" Threaded Extension Tube Threaded Both Ends - 20 Ga. Ind. UPC	24	041193071293
825A-1	1-1/2" x 8" Threaded Extension Tube Threaded Both Ends - 20 Ga.	24	041193006004
827-1	1-1/2" x 12" Threaded Extension Tube Threaded Both Ends - 20 Ga.	24	041193005823
H827-1	1-1/2" x 12" Threaded Extension Tube Threaded Both Ends - 20 Ga. Ind. UPC	24	041193005823
827-3	1-1/2" x 12" Threaded Extension Tube Threaded Both Ends - 20 Ga., Unfinished	24	041193127037
1-1/2" Threaded Extension Tubes - 17 Gauge			
827A-1	1-1/2" x 12" Threaded Extension Tube Threaded Both Ends - 17 Ga.	24	041193127044
827A-3	1-1/2" x 12" Threaded Extension Tube Threaded Both Ends - 17 Ga., Unfinished	24	041193013309
803A-1	1-1/2" x 1-1/4" x 8" Threaded Extension Tube Threaded One End - 17 Ga.	24	041193126306

Flanged Strainer Tailpieces.



1-1/2" x 1-1/4" Tailpieces - 20 Gauge			
795-1	1-1/2" x 1-1/4" x 6" Flanged Strainer Tailpiece - 20 Ga.	24	041193065476
796-1	1-1/2" x 1-1/4" x 8" Flanged Strainer Tailpiece - 20 Ga.	24	041193125910
798-1	1-1/2" x 1-1/4" x 12" Flanged Strainer Tailpiece - 20 Ga.	24	041193125958
1-1/2" Tailpieces - Budget Gauge			
797-3	1-1/2" x 2" Flanged Strainer Tailpiece - Budget Ga., Unfinished	48	041193021731
799-1	1-1/2" x 4" Flanged Strainer Tailpiece - Budget Ga.	24	041193006059
799-3	1-1/2" x 4" Flanged Strainer Tailpiece - Budget Ga., Unfinished	24	041193125989
800-1	1-1/2" x 6" Flanged Strainer Tailpiece - Budget Ga.	24	041193005731
H800-1	1-1/2" x 6" Flanged Strainer Tailpiece - Budget Ga., Ind. UPC	24	041193005731
801-1	1-1/2" x 8" Flanged Strainer Tailpiece - Budget Ga.	24	041193005748
803-1	1-1/2" x 12" Flanged Strainer Tailpiece - Budget Ga.	24	041193005762
H803-1	1-1/2" x 12" Flanged Strainer Tailpiece - Budget Ga., Ind. UPC	24	041193005762
803-3	1-1/2" x 12" Flanged Strainer Tailpiece - Budget Ga., Unfinished	24	041193126290
803BD-1	1-1/2" x 12" Double Flanged Strainer Tailpiece - Budget Ga.	24	041193126313
803ED-1	1-1/2" x 16" Double Flanged Strainer Tailpiece - Budget Ga.	10	041193126320



Part No.	Description	Carton Qty.	U.P.C. Code
Flanged Strainer Tailpieces (continued)			
800-20-1	1-1/2" Tailpieces - 20 Gauge 1-1/2" x 6" Flanged Strainer Tailpiece - 20 Ga.	24	041193126023
801-20-1	1-1/2" x 8" Flanged Strainer Tailpiece - 20 Ga.	24	041193126191
801-20-3	1-1/2" x 8" Flanged Strainer Tailpiece - 20 Ga., Unfinished	24	041193126207
803-20-1	1-1/2" x 12" Flanged Strainer Tailpiece - 20 Ga.	24	041193126276
803-20-3	1-1/2" x 12" Flanged Strainer Tailpiece - 20 Ga., Unfinished	24	041193126283
803ED-20-1	1-1/2" x 16" Double Flanged Strainer Tailpiece. - 20 Ga.	10	041193126337
803ED-20-3	1-1/2" x 16" Double Flanged Strainer Tailpiece - 20 Ga., Unfinished	10	041193126344
799-17-3	1-1/2" Tailpieces - 17 Gauge 1-1/2" x 4" Flanged Strainer Tailpiece -17 Ga.	24	041193007025
799-17-1	1-1/2" x 4" Flanged Strainer Tailpiece, 19 Ga. Unfinished	24	041193019035
800-17-1	1-1/2" x 6" Flanged Strainer Tailpiece -17 Ga.	24	041193055446
800-17-3	1-1/2" x 6" Flanged Strainer Tailpiece -17 Ga., Unfinished	24	041193013224
801-17-1	1-1/2" x 8" Flanged Strainer Tailpiece -17 Ga.	24	041193126184
801-17-3	1-1/2" x 8" Flanged Strainer Tailpiece -17 Ga., Unfinished	24	041193013231
803-17-1	1-1/2" x 12" Flanged Strainer Tailpiece -17 Ga.	24	041193126269
803-17-3	1-1/2" x 12" Flanged Strainer Tailpiece -17 Ga., Unfinished	24	041193016102
803ED-17-1	1-1/2" x 16" Double Flanged Strainer Tailpiece -17 Ga.	10	041193081445
803ED-17-3	1-1/2" x 16" Double Flanged Strainer Tailpiece -17 Ga., Unfinished	10	041193013248
Branch Tailpieces			
812A-1	1/2" Nom Sweat Branch Tailpieces 1-1/2" x 6" Branch Tailpiece - 1/2" Nom. Sweat	25	041193126443
812B-1	1-1/2" x 8" Branch Tailpiece - 1/2" Nom. Sweat	25	041193126450
812B-3	1-1/2" x 8" Branch Tailpiece - 1/2" Nom. Sweat, Unfinished	25	041193126467
812B-17BN-3	1-1/2" x 8" Branch Tailpiece DC - 1/2" Nom. Sweat Branch, 17 Ga., Brass Nut, Unfinished	25	041193016096
813B-1	3/4" Hose or 1/2" Nom Sweat Branch Tailpieces 1-1/2" x 8" Branch Tailpiece - 3/4" Hose Or 1/2" Nom. Sweat	25	041193055569
814A-1	Hose & Clamp Branch Tailpieces 1-1/2" x 6" Branch Tailpiece - Hose & Clamp	25	041193071286
814B-1	1-1/2" x 8" Branch Tailpiece - Hose & Clamp	25	041193049834
H814B-2	1-1/2" x 8" Branch Tailpiece - Hose & Clamp, Ind. UPC	12	041193049834
814BBN-1	1-1/2" x 8" Branch Tailpiece - Hose & Clamp w/ Brass Nuts	25	041193090324
814B-17-1	1-1/2" x 8" Branch Tailpiece - Hose & Clamp Branch - 17 Ga.	25	041193007278
814B-17BN-3	1-1/2" x 8" Branch Tailpiece - Hose & Clamp Branch - 17 Ga. w/ Brass Nuts, Unfinished	25	041193016133
814TA-1	Hose & Clamp w/Threaded Top Branch Tailpieces 1-1/2" x 6" Branch Tailpiece - Hose & Clamp - Threaded Top	25	041193126559
814TB-1	1-1/2" x 8" Branch Tailpiece - Hose & Clamp - Threaded Top	25	041193055576



Part No.	Description	Carton Qty.	U.P.C. Code
----------	-------------	-------------	-------------

Branch Tailpieces (continued)



814ET-1	Hose & Clamp w/ Slip Joint Top and 7/8" Branch Tailpieces 1-1/2" x 8" Branch Tailpiece - Hose & Clamp - Slip Joint Top - 20 Ga. 7/8" Branch (Nut Down)	25	041193126511
814ETBN-1	1-1/2" x 8" Branch Tailpiece - Slip Joint Top - 20 Ga. w/ Brass Nut, 7/8" Branch	25	041193126528
814ETBN-3	1-1/2" x 8" Branch Tailpiece - Slip Joint Top - 20 Ga. w/ Brass Nut, 7/8" Branch, Unfinished	25	041193126535
814ET-17-1	1-1/2" x 8" Branch Tailpiece - Hose & Clamp - Slip Joint Top - 20 Ga. (Nut Down) - 17 Ga. 7/8" Branch	25	041193007292
817TB-1	1-1/4" x 8" Branch Tailpiece - Hose & Clamp - Threaded Top - 20 Ga., 7/8" Branch	25	041193126771



817ET-1	Hose & Clamp w/ Slip Joint Top Branch Tailpieces 1-1/4" x 8" Branch Tailpiece - Hose & Clamp - Slip Joint Top - 20 Ga. (Nut Down)	25	041193126764
817ETBN-1	1-1/4" x 8" Branch Tailpiece - Hose & Clamp - Slip Joint Top - 20 Ga. (Nut Down), Brass Nut	25	041193090331
817ETBN-3	1-1/4" x 8" Branch Tailpiece - Hose & Clamp - Slip Joint Top - 20 Ga. (Nut Down), Brass Nut, Unfinished	25	041193093639



818B-3	1/2" Nom Copper Long Branch Tailpieces 1-1/2" x 8" Branch Tailpiece - 1/2" Nom Copper - 20 Ga. "Long Branch", Unfinished	25	041193071217
818BBN-3	1-1/2" x 8" Branch Tailpiece - 1/2" Nom Copper - 20 Ga. "Long Branch" w/ Brass Nut Unfinished	25	041193126801
818D-3	1-1/2" x 12" Branch Tailpiece - 1/2" Nom Copper - 20 Ga. "Long Branch", Unfinished	25	041193126818
818DBN-3	1-1/2" x 12" Branch Tailpiece - 1/2" Nom Copper - 20 Ga. "Long Branch" w/ Brass Nuts, Unfinished	25	041193126825

Trap Primer Tailpieces



831-1	1-1/4" Trap Primer Tailpiece - 17 Ga.	24	041193000118
-------	---------------------------------------	----	--------------




832-1	1-1/2" Trap Primer Tailpiece w/Captured Nut - 17 Ga.	24	041193000125
-------	--	----	--------------



Part No.	Description	Carton Qty.	U.P.C. Code
100-22-1	1-1/2" x 13" Center to End Disposer Kit, 22 Ga.	25	041193105943
100-20-1	1-1/2" x 13" Center to End Disposer Kit, 20 Ga.	25	041193105912
100-17-1	1-1/2" x 13" Center to End Disposer Kit, 17 Ga.	25	041193105905
1046-1	1-1/4" Double Slip Trap Offset - 20 Ga.	12	041193050199
1046-17BN-1	1-1/4" Double Slip Trap Offset - 17 Ga. w/ Brass Nuts	12	041193013262
1046A-1	1-1/2" Double Slip Trap Offset - 20 Ga.	12	041193050205
1046ABN-1	1-1/2" Double Slip Trap Offset - 20 Ga. w/ Brass Nuts	10	041193106742
1046A-17BN-1	1-1/2" Double Slip Trap Offset - 17 Ga. w/ Brass Nuts	10	041193009746
791B-1	1-1/4" Double Slip Joint Connections - Budget Gauge 1-1/4" x 12" Double Slip Joint Connection - Budget Ga.	10	041193125712
791BD-1	1-1/4" x 16" Double Slip Joint Connection - Budget Ga.	10	041193125729
793B-1	1-1/2" Double Slip Joint Connections - Budget Gauge 1-1/2" x 12" Double Slip Joint Connection - Budget Ga.	10	041193125873
793BD-1	1-1/2" x 16" Double Slip Joint Connection - Budget Ga.	10	041193125880
791BD-20BN-1	Double Slip Joint Connections - 20 Gauge 1-1/4" x 16" Double Slip Joint Connection - 20 Ga. w/ Brass Nuts	10	041193125736
793BD-20BN-1	1-1/2" x 16" Double Slip Joint Connection - 20 Ga. w/ Brass Nuts	10	041193125897
793BD-20BN-3	1-1/2" x 16" Double Slip Joint Connection - 20 Ga. w/ Brass Nuts, Unfinished	10	041193125903
793C-1	1-1/4" x 2" Double Slip Joint Connection - 20 Ga.	10	041193011794
H793C-1	1-1/4" x 2" Double Slip Joint Connection - 20 Ga. Ind. UPC	24	041193011794
793D-1	1-1/2" x 2" Double Slip Joint Connection - 20 Ga.	10	041193012432
H793D-1	1-1/2" x 2" Double Slip Joint Connection - 20 Ga. Ind. UPC	24	041193012432

Disposer Kits



Trap Offsets



Double Slip Joint Extension Tubes



Double Slip Joint Connections - 20 Gauge



Part No.	Description	Carton Qty.	U.P.C. Code
----------	-------------	-------------	-------------

Slip Joint Connectors



8482
8483

90 Degree Slip Joint Connectors
1-1/4" 90 Degree Slip Joint Elbow, Chrome, 20 Ga.
1-1/2" 90 Degree Slip Joint Elbow, Chrome, 20 Ga.

12 041193012470
12 041193012487



8477
8478

45 Degree Slip Joint Connectors
1-1/4" 45 Degree Slip Joint Elbow, Chrome, 20 Ga.
1-1/2" 45 Degree Slip Joint Elbow, Chrome, 20 Ga.

12 041193055675
12 041193055682



8480
8481

Tee
1-1/4" Tee, Slip Joint Connect, Chrome, 20 Ga.
1-1/2" Tee, Slip Joint Connect, Chrome, 20 Ga.

12 041193055699
12 041193055705

Pop-Up Assemblies



758-1
758U-3
759-1
H759-1
759PB-3
H759PB-3

1-1/4" Pop-Up Assembly, 2 Piece
1-1/4" Pop-Up Assembly, Polished Brass, PVD
1-1/4" Pop-Up Assembly, Chrome
1-1/4" Pop-Up Assembly, Chrome, Display Box
1-1/4" Pop-Up Assembly, Polished Brass
1-1/4" Pop-Up Assembly, Polished Brass, Display Box

25 041193013873
25 041193013903
25 041193055132
12 041193055132
12 041193093943
12 041193093943

Patent Overflow & Center Outlet Plugs



2763-1
H2763-1
2764A-1
2765-1

One-Piece Wrot Plug w/Chain & Stopper
1-1/4" x 5" Patent Overflow Plug Ind. Boxed 1 Pc. - 20 Ga.
1-1/4" x 5" Patent Overflow Plug Ind. Boxed - 20 Ga., Display Box
1-1/4" x 8" Patent Overflow Plug Ind. Boxed 1 Pc. - 20 Ga.
1-1/4" x 12" Patent Overflow Plug Ind. Boxed 1 Pc. - 20 Ga.

25 041193006035
12 041193006035
25 041193071262
25 041193103642



763-1
763K-1
H763K-1
764-1
764A-1
H764A-1
765-1

Two-Piece Wrot Plug w/Chain & Stopper
1-1/4" x 5" Patent Overflow Plug Ind. Boxed 2 Pc. - 20 Ga.
1-1/4" x 5" Center Outlet Plug Ind. Boxed 2 Pc. Less Overflow - 20 Ga.
1-1/4" x 5" Center Outlet Plug Ind. Boxed - 20 Ga., Display Box
1-1/4" x 6" Patent Overflow Plug Ind. Boxed 2 Pc. - 20 Ga.
1-1/4" x 8" Patent Overflow. Plug Ind. Boxed 2 Pc. - Budget Ga.
1-1/4" x 8" Patent Overflow Plug Ind. Boxed - 20 Ga., Display Box
1-1/4" x 12" Patent Overflow Plug Ind. Boxed 2 Pc. - Budget Ga.

25 041193012463
25 041193124937
12 041193124937
25 041193125255
25 041193006028
25 041193006028
25 041193050175



Part No.	Description	Carton Qty.	U.P.C. Code
1032D-1	2" x 4" x 6" Closet Flush Elbow - 20 Ga.	10	041193049827
1032AD-1	2" x 5" x 7" Closet Flush Elbow - 20 Ga.	10	041193050502
1032ADB-1	2" x 5" x 7" Closet Flush Elbow - 20 Ga., w/ Brass Nuts	10	041193090881
1033D-1	2" x 6" x 8" Closet Flush Elbow - 20 Ga.	10	041193049841
1033DB-1	2" x 6" x 8" Closet Flush Elbow w/ Brass Nuts - 20 Ga.	10	041193091055

Closet Flush Elbows



1138-1	1-1/4" Brass Tubing 1-1/4" x 6' Brass Tubing - 17 Ga.	1	041193108456
1142-1	1-1/2" Brass Tubing 1-1/2" x 6' Brass Tubing - 17 Ga.	1	041193108531
1139-1	Misc. Cover Tubing 1-3/8" x 6' Brass Tube - Budget (Cover 1" I.P.)	1	041193108463





6' Copper And Brass Tubing








780-1	6" Bell Flange Escutcheon, covers 1-1/2" Schedule 40 Pipe	25	041193014498
-------	---	----	--------------

Bell Flange & Cover Tube





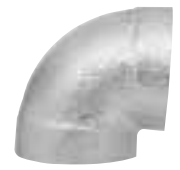


	Part No.	Description	Carton Qty.	U.P.C. Code
Semi-Cast P-Traps				
	507-1	1-1/4" Semi-Cast P-Traps - 17 Gauge 1-1/4" x 12" Semi-Cast P-Trap - 17 Ga., w/ Deep Flange and Brass Nuts	25	041193116932
	5507-1	1-1/4" x 12" Semi-Cast P-Trap - 17 Ga., w/ Deep Flange, Brass Nuts, White Box	25	041193018854
	5507A-1	1-1/4" x 15" Semi-Cast P-Trap - 17 Ga., w/ Deep Flange, Brass Nuts	25	041193018861
	510-1	1-1/2" Semi-Cast P-Traps- 17 Gauge 1-1/2" x 12" Semi-Cast P-Trap - 17 Ga., w/ Deep Flange and Brass Nuts	25	041193118172
	5510-1	1-1/2" x 12" Semi-Cast P-Trap - 17 Ga., w/ Deep Flange, Brass Nuts, White Box	25	041193018878
	5510A-1	1-1/2" x 15" Semi-Cast P-Trap - 17 Ga., w/ Deep Flange, Brass Nuts	25	041193018885
Semi-Cast Sink-Traps				
	580-1	1-1/2" Semi-Cast Sink-Trap NPT w/ Clean Out	25	041193120960
Cast Grid Patent Outlet Plugs				
	760-1	Semi-Cast Grid Patent Overflow Plug w/ 1-1/4" x 6" - 17 Ga. Tailpiece	25	041193124777
	761-1	Semi-Cast Grid Patent Overflow Plug w/ 1-1/2" x 6" - 17 Ga. Tailpiece	25	041193124890
	760W-1	Semi-Cast Grid Wheelchair Patent Overflow Plug w/ 1-1/4" - 17 Ga. Tailpiece	25	041193124821



Part No.	Description	Carton Qty.	U.P.C. Code	
515FLX-3	Supply Line/Stop Cover Trap (3/8" - 1/2")	15	041193079305	<p style="text-align: center;">Cover Traps</p>   
515FST-3 515KIT-3	Offset Cover Trap (1-1/4" - 1-1/2") Cover Trap Kit, (1) P-Trap & (2) Supply Line Covers	15 15	041193079312 041193079282	
515TRP-3 515KOF-3	P-Trap Cover (1-1/4" - 1-1/2") Cover Trap Kit, (1) P-Trap, (2) Supply Line Covers & (1) Offset Cover	15 15	041193079299 041193016126	
				Cast Brass Flanges w/Set Screw
1119-1	3/8" NPT Cast Brass Flange w/ Set Screw	12	041193107596	 
1119A-1	1/2" NPT Cast Brass Flange w/ Set Screw	12	041193107602	
1119B-1	3/4" NPT Cast Brass Flange w/ Set Screw	12	041193107619	
1119C-1	1" Cast NPT Brass Flange w/ Set Screw	12	041193107626	
1119D-1	5/8" O.D. Cast Brass Flange w/ Set Screw	12	041193107633	
1120E-1	1-1/2" NPT Cast Brass Flange w/ Set Screw	12	041193107817	
1121A-1	1-1/4" O.D. Cast Brass Deep Flange w/ Set Screw	12	041193107824	
1121B-1	1-1/2" O.D. Cast Brass Deep Flange w/ Set Screw	12	041193107831	



	Part No.	Description	Carton Qty.	U.P.C. Code
Cast Brass Fittings				
	1674-2	Cast Brass 90 Degree Slip Joint Ell 1-1/4" 90 Degree Cast Brass Slip Joint Elbow	6	041193110237
	1675-2	1-1/2" 90 Degree Cast Brass Slip Joint Elbow	6	041193110244
	1679-2	Cast Brass Tee 1-1/2" Cast Brass Slip Joint Tee	6	041193110251
	1664SL-2	Cast Brass 45 Degree Ell 1-1/4" 45 Degree Cast Brass Solder Elbow	6	041193110206
	1665SL-2	1-1/2" 45 Degree Cast Brass Solder Elbow	6	041193110213
	1667SL-2	Cast Brass 90 Degree Ell 1-1/2" 90 Degree Cast Brass Solder Elbow	6	041193110220



Part No.	Description	Carton Qty.	U.P.C. Code
Grab Bars Exposed Flanges, Satin Finish			
	1-1/4" Exposed Flange Grab Bars		
DB7412	1-1/4" x 12" Stainless Steel Grab Bar w/ Exposed Flange, Satin Finish	4	041193008367
DB7416	1-1/4" x 16" Stainless Steel Grab Bar w/ Exposed Flange, Satin Finish	4	041193008411
DB7418	1-1/4" x 18" Stainless Steel Grab Bar w/ Exposed Flange, Satin Finish	4	041193008428
DB7424	1-1/4" x 24" Stainless Steel Grab Bar w/ Exposed Flange, Satin Finish	4	041193008435
DB7430	1-1/4" x 30" Stainless Steel Grab Bar w/ Exposed Flange, Satin Finish	4	041193008534
DB7432	1-1/4" x 32" Stainless Steel Grab Bar w/ Exposed Flange, Satin Finish	4	041193008541
DB7436	1-1/4" x 36" Stainless Steel Grab Bar w/ Exposed Flange, Satin Finish	4	041193008565
DB7442	1-1/4" x 42" Stainless Steel Grab Bar w/ Exposed Flange, Satin Finish	4	041193008572
DB7448	1-1/4" x 48" Stainless Steel Grab Bar w/ Exposed Flange, Satin Finish	4	041193008596
	1-1/2" Exposed Flange Grab Bars		
DB7512	1-1/2" x 12" Stainless Steel Grab Bar w/ Exposed Flange, Satin Finish	4	041193008602
DB7516	1-1/2" x 16" Stainless Steel Grab Bar w/ Exposed Flange, Satin Finish	4	041193008619
DB7518	1-1/2" x 18" Stainless Steel Grab Bar w/ Exposed Flange, Satin Finish	4	041193008626
DB7524	1-1/2" x 24" Stainless Steel Grab Bar w/ Exposed Flange, Satin Finish	4	041193008633
DB7530	1-1/2" x 30" Stainless Steel Grab Bar w/ Exposed Flange, Satin Finish	4	041193008640
DB7532	1-1/2" x 32" Stainless Steel Grab Bar w/ Exposed Flange, Satin Finish	4	041193008657
DB7536	1-1/2" x 36" Stainless Steel Grab Bar w/ Exposed Flange, Satin Finish	4	041193008664
DB7542	1-1/2" x 42" Stainless Steel Grab Bar w/ Exposed Flange, Satin Finish	4	041193008688
DB7548	1-1/2" x 48" Stainless Steel Grab Bar w/ Exposed Flange, Satin Finish	4	041193008718
Grab Bars Concealed Flanges, Satin Finish			
	1-1/4" Concealed Flange Grab Bars		
DB8712	1-1/4" x 12" Stainless Steel Grab Bar w/ Concealed Flange, Satin Finish	4	041193008732
DB8716	1-1/4" x 16" Stainless Steel Grab Bar w/ Concealed Flange, Satin Finish	4	041193008756
DB8718	1-1/4" x 18" Stainless Steel Grab Bar w/ Concealed Flange, Satin Finish	4	041193008800
DB8724	1-1/4" x 24" Stainless Steel Grab Bar w/ Concealed Flange, Satin Finish	4	041193008862
DB8730	1-1/4" x 30" Stainless Steel Grab Bar w/ Concealed Flange, Satin Finish	4	041193008886
DB8732	1-1/4" x 32" Stainless Steel Grab Bar w/ Concealed Flange, Satin Finish	4	041193008923
DB8736	1-1/4" x 36" Stainless Steel Grab Bar w/ Concealed Flange, Satin Finish	4	041193008947
DB8742	1-1/4" x 42" Stainless Steel Grab Bar w/ Concealed Flange, Satin Finish	4	041193008954
DB8748	1-1/4" x 48" Stainless Steel Grab Bar w/ Concealed Flange, Satin Finish	4	041193008978
	1-1/2" Concealed Flange Grab Bars		
DB8912	1-1/2" x 12" Stainless Steel Grab Bar w/ Concealed Flange, Satin Finish	4	041193009005
DB8916	1-1/2" x 16" Stainless Steel Grab Bar w/ Concealed Flange, Satin Finish	4	041193009012
DB8918	1-1/2" x 18" Stainless Steel Grab Bar w/ Concealed Flange, Satin Finish	4	041193009029
DB8924	1-1/2" x 24" Stainless Steel Grab Bar w/ Concealed Flange, Satin Finish	4	041193009043
DB8930	1-1/2" x 30" Stainless Steel Grab Bar w/ Concealed Flange, Satin Finish	4	041193009067
DB8932	1-1/2" x 32" Stainless Steel Grab Bar w/ Concealed Flange, Satin Finish	4	041193009074
DB8936	1-1/2" x 36" Stainless Steel Grab Bar w/ Concealed Flange, Satin Finish	4	041193009128
DB8942	1-1/2" x 42" Stainless Steel Grab Bar w/ Concealed Flange, Satin Finish	4	041193009135
DB8948	1-1/2" x 48" Stainless Steel Grab Bar w/ Concealed Flange, Satin Finish	4	041193009142





Part No.	Description	Carton Qty.	U.P.C. Code
----------	-------------	-------------	-------------

Grab Bars Concealed Flange, Peened Finish











1-1/4" Concealed Flange, Peened Finish Grab Bars

DB8712P	1-1/4" x 12" Stainless Steel Grab Bar w/ Concealed Flange, Peened Finish	4	041193013538
DB8716P	1-1/4" x 16" Stainless Steel Grab Bar w/ Concealed Flange, Peened Finish	4	041193013545
DB8718P	1-1/4" x 18" Stainless Steel Grab Bar w/ Concealed Flange, Peened Finish	4	041193013569
DB8724P	1-1/4" x 24" Stainless Steel Grab Bar w/ Concealed Flange, Peened Finish	4	041193013576
DB8730P	1-1/4" x 30" Stainless Steel Grab Bar w/ Concealed Flange, Peened Finish	4	041193013583
DB8732P	1-1/4" x 32" Stainless Steel Grab Bar w/ Concealed Flange, Peened Finish	4	041193013620
DB8736P	1-1/4" x 36" Stainless Steel Grab Bar w/ Concealed Flange, Peened Finish	4	041193013637
DB8742P	1-1/4" x 42" Stainless Steel Grab Bar w/ Concealed Flange, Peened Finish	4	041193013644
DB8748P	1-1/4" x 48" Stainless Steel Grab Bar w/ Concealed Flange, Peened Finish	4	041193013668






1-1/2" Concealed Flange, Peened Finish Grab Bars

DB8912P	1-1/2" x 12" Stainless Steel Grab Bar w/ Concealed Flange, Peened Finish	4	041193013736
DB8916P	1-1/2" x 16" Stainless Steel Grab Bar w/ Concealed Flange, Peened Finish	4	041193013767
DB8918P	1-1/2" x 18" Stainless Steel Grab Bar w/ Concealed Flange, Peened Finish	4	041193013781
DB8924P	1-1/2" x 24" Stainless Steel Grab Bar w/ Concealed Flange, Peened Finish	4	041193013798
DB8930P	1-1/2" x 30" Stainless Steel Grab Bar w/ Concealed Flange, Peened Finish	4	041193013804
DB8932P	1-1/2" x 32" Stainless Steel Grab Bar w/ Concealed Flange, Peened Finish	4	041193013811
DB8936P	1-1/2" x 36" Stainless Steel Grab Bar w/ Concealed Flange, Peened Finish	4	041193013828
DB8942P	1-1/2" x 42" Stainless Steel Grab Bar w/ Concealed Flange, Peened Finish	4	041193013835
DB8948P	1-1/2" x 48" Stainless Steel Grab Bar w/ Concealed Flange, Peened Finish	4	041193013859



Part No.	Description	Carton Qty.	U.P.C. Code		
				1-1/4" P-Traps	
P9700	Reducing Wall Tube 1-1/4" Choked Throat Outlet P-Trap, 1-1/2" Inlet	25	041193104625		
P9700BG	1-1/4" Choked Throat Outlet P-Trap, Bagged, 1-1/2" Inlet	25	041193094780		
P9701	Standard 1-1/4" 1-1/4" P-Trap, Less Flange	25	041193104632		
P9701BG	1-1/4" P-Trap, Less Flange, Bagged	25	041193094797		
HDP9700B	1-1/4" P-Trap, Less Flange, Printed Bag, Display Box	25	041193033482		
A9701BG	1-1/4" P-Trap, Less Flange, Bagged	25	041193019394		
P9701DFB	1-1/4" P-Trap, w/ Deep Flange, Bagged	25	041193093738		
P9701PBDFF	Polished Brass Plastic 1-1/4" Plastic P-Trap w/ Deep Flange, Polished Brass Finish, Bagged	25	041193095046		
					1-1/2" P-Traps
					
P9702	Solvent Weld Adapters 1-1/2" P-Trap w/ PVC Quarter Bend & Solvent Weld Adapter (2 Nuts)	25	041193104656		
HP9702	1-1/2" P-Trap w/ PVC Quarter Bend & Solvent Weld Adapter Printed Bag, Display Box	12	041193104656		
P9702B	1-1/2" P-Trap w/ PVC Quarter Bend & Solvent Weld Adapter (2 Nuts), Bagged	50	041193104663		
P9702DF	1-1/2" P-Trap, PVC Quarter Bend, Solvent Weld Adapter & Deep Flange (2 Nuts)	25	041193104670		
P9702DFB	1-1/2" P-Trap, PVC Quarter Bend, Solvent Weld Adapter & Deep Flange (2 Nuts), Bagged	50	041193104687		
P9702T	1-1/2" P-Trap w/ PVC Quarter Bend & Threaded PVC Adapter (3 Nuts)	25	041193104717		
				1-1/2" P-Trap	
P9703BG	Reversible P-Trap 1-1/2" P-Trap w/ Threaded PVC Adapter w/ Reversible J-Bend (3 Nuts), Bagged	25	041193018816	 	
				1-1/2" P-Traps	
				 	
P9704	Threaded Adapter 1-1/2" P-Trap w/ Threaded PVC Adapter (3 Nuts)	25	041193057167		
HP9704	1-1/2" P-Trap w/ Threaded PVC Adapter	12	041193057167		
A9704	1-1/2" P-Trap w/ Threaded ABS Adapter (3 Nuts)	25	041193100566		
P9704A	1-1/2" P-Trap (White) w/ Threaded ABS (Black) Adapter (3 Nuts)	25	041193104724		
P9704AB	1-1/2" P-Trap (White) w/ Threaded ABS (Black) Adapter (3 Nuts), Bagged	50	041193104731		
P9704BD	1-1/2" P-Trap w/ Threaded PVC Adapter, Die Cast, Nuts bagged	50	041193104748		
P9704BG	1-1/2" P-Trap w/ Threaded PVC Adapter (3 Nuts), Bagged	50	041193104755		
HDP9704B	1-1/2" P-Trap w/ Threaded PVC Adapter Printed Bag, Display Case	25	041193007711		
A9704B	1-1/2" P-Trap w/ Threaded ABS Adapter (3 Nuts), Bagged	50	041193007711		
P9704BLA	1-1/2" P-Trap, Bagged, Less Adapter	50	041193104762		
P9704DF	1-1/2" P-Trap w/ Threaded PVC Adapter & Deep Flange (3 Nuts)	25	041193104779		
A9704DF	1-1/2" P-Trap w/ Threaded ABS Adapter & Deep Flange (3 Nuts)	25	041193100580		
P9704DFB	1-1/2" P-Trap w/ Threaded PVC Adapter & Deep Flange (3 Nuts), Bagged	50	041193104786		



	Part No.	Description	Carton Qty.	U.P.C. Code
Plastic J-Bends 	HP9650BG	1-1/4" J-Bend Plastic, Printed Bag, Display Box	25	041193089199
	HDP9651B	1-1/4" & 1-1/2" J-Bend Plastic, Printed Bag, Display Box	25	041193033086
Plastic Wall Tubes 	HP9005	1-1/4" Wall Tube Plastic, Display Box, Bulk w/ UPC	25	041193094766
	HP9006	1-1/2" J-Bend, Plastic, Display Box, Bulk w/ UPC	25	041193056948
Repair Traps 	P9702R	1-1/2" Repair Trap w/ 1-1/2" or 1-1/4" Washer	25	041193104694
	HD2661C	1-1/2" or 1-1/4" Sink Trap w/ Compression Elbow, Printed Bag, Display Box	10	041193014405
	P9738	1-1/2" Schedule 40 Sink Trap w/ PVC Elbow and 1-1/2" or 1-1/4" Washer	25	041193057181
	HP9738	1-1/2" or 1-1/4" Sink Trap w/ Schedule 40 Elbow, Printed Bag, Display Box	18	041193057181
S-Traps 	P9718	1-1/4" & 1-1/2" S-Traps 1-1/4" S-Trap w/ PVC S-Bend & Solvent Weld Adapter	25	041193093721
	HP9719BG	1-1/4" S-Trap w/ PVC S-Bend & Solvent Weld Adapter, Bagged	20	041193089151
	P9720	1-1/2" S-Trap w/ PVC S-Bend & Solvent Weld Adapter	25	041193104793
	P9722	1-1/2" S-Trap w/ PVC S-Bend & Threaded Adapter	25	041193057174
	A9722	1-1/2" S-Trap w/ ABS S-Bend & Threaded Adapter	25	041193100610
	P9722BG	1-1/2" S-Trap w/ PVC S-Bend & Threaded Adapter, Bagged	10	041193095374
	HDP9722B	1-1/2" S-Trap w/ PVC S-Bend & Threaded Adapter, Printed Bag, Display Box	10	041193033703
Repair J-Bend 	HP9654	1-1/2" or 1-1/4" Sink Trap J-Bend w/ Captured Nut Plastic Printed Bag, Display Box	18	041193104618



Part No.	Description	Carton Qty.	U.P.C. Code
End Outlet Waste w/Baffle Tee			
P9108A	Slip Joint Plastic End Outlet Waste 1-1/2" x 16" End Outlet Waste w/ Baffle Tee, Slip Joint, White PP	25	041193104090
A9108A	1-1/2" x 16" End Outlet Waste w/ Baffle Tee, Slip Joint, Black PP	25	041193100160
P9108AB	1-1/2" x 16" End Outlet Waste w/ Baffle Tee, Slip Joint, White PP, Bagged	25	041193104106
A9108AB	1-1/2" x 16" End Outlet Waste w/ Baffle Tee, Slip Joint, Black PP, Bagged	25	041193003614
P9108B	1-1/2" x 21" End Outlet Waste w/ Baffle Tee, Slip Joint, White PP	25	041193104137
A9108B	1-1/2" x 21" End Outlet Waste w/ Baffle Tee, Slip Joint, Black PP	25	041193100191
Telescopic			
P9108AT	1-1/2" x 11"-17" Telescopic End Outlet Waste, White PP For 16" Sinks	25	041193104113
A9108AT	1-1/2" x 11"-17" Telescopic End Outlet Waste, Black PP For 16" Sinks	25	041193100177
P9108ATB	1-1/2" x 11"-17" Telescopic End Outlet Waste, White PP For 16" Sinks-Bagged	25	041193104120
A9108ATB	1-1/2" x 11"-17" Telescopic End Outlet Waste, Black PP For 16" Sinks-Bagged	25	041193100184
Direct Connect End Outlet Waste			
P9121	1-1/2" x 16" End Outlet Waste w/ Baffle Tee Hi-Line (Direct Connect), White PP	25	041193104175
A9121	1-1/2" x 16" End Outlet Waste w/ Baffle Tee Hi-Line (Direct Connect), Black PP	25	041193100221
Combination, White PP			
P9121A	1-1/2" x 16" End Outlet Waste w/ Baffle Tee Hi-Line/Slip Joint Combination, White PP	25	041193056979
A9121A	1-1/2" x 16" End Outlet Waste w/ Baffle Tee Hi-Line/Slip Joint Combination, Black PP	25	041193100238
P9121ABG	1-1/2" x 16" End Outlet Waste w/ Baffle Tee Hi-Line/Slip Joint Combination, White PP, Bagged	25	041193000101
HDP9121AB	1-1/2" x 16" End Outlet Waste w/ Baffle Tee Hi-Line/Slip Joint Printed Bag Display Box	10	041193033680
P9121B	1-1/2" x 21" End Outlet Waste w/ Baffle Tee Hi-Line/Slip Joint, White PP	25	041193104199
P9121T	1-1/2" x 21" End Outlet Waste Hi-Line w/Telescopic Tee White PP	25	041193089427
Telescopic End Outlet Waste			
P9121AT	1-1/2" x 11"-17" Telescopic End Outlet Hi-Line/Slip Joint Waste For 16" Sinks, White PP	25	041193104182
A9121AT	1-1/2" x 11"-17" Telescopic End Outlet Hi-Line Waste For 16" Sinks Black PP	25	041193100245
P9121ATBG	1-1/2" x 11"-17" Telescopic End Out Hi-Line/Slip Joint Waste For 16" Sinks, Bagged, White PP	25	041193010339
P9121AT-8	1-1/2" x 11"-17" Telescopic End Outlet Hi-Line/Slip Joint w/ 1/2" Branch	25	041193074362
P9121AT-12	1-1/2" x 11"-17" Telescopic End Outlet Hi-Line/Slip Joint w/ 3/4" Branch	25	041193074379





Part No.	Description	Carton Qty.	U.P.C. Code
----------	-------------	-------------	-------------

Center Outlet Waste w/ Baffle Tee



	Slip Joint Center Outlet Waste		
P9114A	1-1/2" x 16" Center Outlet Waste w/ Baffle Tee Slip Joint, White PP	25	041193104144
A9114A	1-1/2" x 16" Center Outlet Waste w/ Baffle Tee Slip Joint, Black PP	25	041193100207
P9114AB	1-1/2" x 16" Center Outlet Waste w/ Baffle Tee Slip Joint, White PP, Bagged	25	041193104151
	Hi-Line/Slip Joint Center Outlet Waste		
P9123	1-1/2" x 16" Center Outlet Waste w/ Baffle Tee, Direct Connect, White PP	25	041193019080
P9123A	1-1/2" x 16" Center Outlet Waste w/ Baffle Tee Hi-Line/Slip Joint, White PP	25	041193104205
A9123A	1-1/2" x 16" Center Outlet Waste w/ Baffle Tee Hi-Line/Slip Joint, Black PP	25	041193100269
P9123ABG	1-1/2" x 16" Center Outlet Waste w/ Baffle Tee Hi-Line/Slip Joint, White PP Bagged	25	041193000156
HDP9123AB	1-1/2" x 16" Center Outlet Waste w/ Baffle Tee Hi-Line/Slip Joint, Printed Bag, Display Box, White PP	10	041193033697
P9123B	1-1/2" x 21" Center Outlet Waste w/ Baffle Tee Hi-Line /Slip Joint, White PP	25	041193056993



Baffle Tees



P9185	1-1/2" Baffle Tee, End Outlet Slip Joint, White PP	25	041193057051
HDP9185	1-1/2" Baffle Tee, End Outlet Slip Joint, White PP Printed Bag, Display Box	25	041193057051
A9185	1-1/2" Baffle Tee, End Outlet Slip Joint, Black PP	25	041193100337



P9186	1-1/2" Baffle Tee, Center Outlet Slip Joint, White PP	25	041193057068
HDP9186B	1-1/2" Baffle Tee, Center Outlet Slip Joint, White PP Printed Bag, Display Box	15	041193057068
A9186	1-1/2" Baffle Tee, Center Outlet Slip Joint, Black PP	25	041193100344




P9187	1-1/2" Baffle Tee, End Outlet Hi-Line, White PP	25	041193057075
-------	---	----	--------------





Part No.	Description	Carton Qty.	U.P.C. Code
Slip Joint Waste Arms			
P9137	1-1/2" x 7" Waste Arm, Slip Joint, White PP	25	041193057006
A9137	1-1/2" x 7" Waste Arm, Slip Joint, Black PP	25	041193100283
P9137C	1-1/2" x 15" Waste Arm, Slip Joint, White PP	25	041193057020
HD2690B	1-1/2" x 15" Waste Arm, Slip Joint, White PP, Display Box	20	041193033499
A9137C	1-1/2" x 15" Waste Arm, Slip Joint, Black PP	25	041193100306
P9137D	1-1/2" x 20" Waste Arm, Slip Joint, White PP	25	041193057037
Hi-Line Waste Arms			
P9138	1-1/2" x 7" Waste Arm, Hi-Line White PP	25	041193005588
P9138C	1-1/2" x 15" Waste Arm, Hi-Line White PP	25	041193104229
A9138C	1-1/2" x 15" Waste Arm, Hi-Line Black PP	25	041193100320
1-1/2" Solvent Weld Extension Tubes			
P9786	1-1/2" x 6" Solvent Weld Extension Tube, PVC	25	041193057198
HP9786	1-1/2" x 6" Solvent Weld Extension Tube, PVC, Ind. UPC, Display Box	24	041193057198
P9786A	1-1/2" x 8" Solvent Weld Extension Tube, PVC	25	041193057204
A9786A	1-1/2" x 8" Solvent Weld Extension Tube, ABS	25	041193100658
P9787A	1-1/2" x 12" Solvent Weld Extension Tube, PVC	25	041193057211
HP9787A	1-1/2" x 12" Solvent Weld Extension Tube, PVC, Ind. UPC, Display Box	24	041193057211
A9787A	1-1/2" x 12" Solvent Weld Extension Tube, ABS	25	041193100665
P9787E	1-1/2" x 16" Double Connect Solvent Weld Extension Tube, PVC	25	041193057228
A9787E	1-1/2" x 16" Double Connect Solvent Weld Extension Tube, ABS	25	041193100672
1-1/4" Slip Joint Extension Tubes			
P9790	1-1/4" x 6" Slip Joint Extension Tube, White PP	25	041193093714
HP9790BG	1-1/4" x 6" Slip Joint Extension Tube, White PP, Ind. UPC, Display Box	25	041193089168
P9791A	1-1/4" x 12" Slip Joint Extension Tube, White PP	25	041193093707
HP9794BG	1-1/4" x 12" Slip Joint Extension Tube, White PP, Ind. UPC, Display Box	15	041193089175
P9791E	1-1/4" x 16" Double Connect Slip Joint Extension Tube, White PP	25	041193093684
A9791E	1-1/4" x 16" Double Connect Slip Joint Extension Tube, Black PP	25	041193019400
1-1/2" Slip Joint Extension Tubes			
P9792	1-1/2" x 6" Slip Joint Extension Tube, White PP	25	041193057235
HP9792	1-1/2" x 6" Slip Joint Extension Tube, White PP, Ind. UPC, Display Box	25	041193057235
A9792	1-1/2" x 6" Slip Joint Extension Tube, Black PP	25	041193100689
P9792A	1-1/2" x 8" Slip Joint Extension Tube, White PP	25	041193057242
A9792A	1-1/2" x 8" Slip Joint Extension Tube, Black PP	25	041193100696
P9793A	1-1/2" x 12" Slip Joint Extension Tube, White PP	25	041193057259
HP9793A	1-1/2" x 12" Slip Joint Extension Tube, White PP, Ind. UPC, Display Box	15	041193057259
A9793A	1-1/2" x 12" Slip Joint Extension Tube, Black PP	25	041193108043
P9793AC	1-1/2" x 12" Slip Joint Extension Tube, PVC	25	041193003850
P9793E	1-1/2" x 16" Double Connect Slip Joint Extension Tube, White PP	25	041193104823
HP9793E	1-1/2" x 16" Double Connect Slip Joint Extension Tube, White PP, Ind. UPC, Display Box	12	041193104823
A9793E	1-1/2" x 16" Double Connect Slip Joint Extension Tube, Black PP	25	041193058447
P9793EC	1-1/2" x 16" Double Connect Slip Joint Extension Tube, PVC	25	041193003836

Waste Arms



Extension Tubes Solvent Weld



Extension Tubes Slip Joint





Part No.	Description	Carton Qty.	U.P.C. Code
Strainer Tailpieces			
P9799	1-1/2" x 4" Flanged Strainer Tailpiece, White PP	25	041193057280
A9799	1-1/2" x 4" Flanged Strainer Tailpiece, Black PP	25	041193100702
P9800	1-1/2" x 6" Flanged Strainer Tailpiece, White PP	25	041193057297
HP9800	1-1/2" x 6" Flanged Strainer Tailpiece, White PP Ind. UPC, Display Box	25	041193057297
A9800	1-1/2" x 6" Flanged Strainer Tailpiece, Black PP	25	041193100719
P9801	1-1/2" x 8" Flanged Strainer Tailpiece, White PP	25	041193057303
A9801	1-1/2" x 8" Flanged Strainer Tailpiece, Black PP	25	041193100726
P9803	1-1/2" x 12" Flanged Strainer Tailpiece, White PP	25	041193057310
HP9803	1-1/2" x 12" Flanged Strainer Tailpiece, White PP Ind. UPC, Display Box	25	041193057310
A9803	1-1/2" x 12" Flanged Strainer Tailpiece, Black PP	25	041193058461
P9803C	1-1/2" x 12" Flanged Strainer Tailpiece, White PVC	25	041193003843
P9803E	1-1/2" x 16" Double Flanged Flanged Strainer Tailpiece, White PP	25	041193057327
HP9803E	1-1/2" x 16" Double Flanged Flanged Strainer Tailpiece, White PP, Ind. UPC, Display Box	12	041193057327
A9803E	1-1/2" x 16" Double Flanged Flanged Strainer Tailpiece, Black PP	25	041193058478
P9803EC	1-1/2" x 16" Double Flanged, Flanged Strainer Tailpiece, White PVC	25	041193003829



Branch Tailpieces

Branch Tailpieces			
PP9816	1-1/2" x 8" Branched Tailpiece, White PP, Slip Joint, 1/2" Branch	25	041193103789
HPP9816	1-1/2" x 8" Branched Tailpiece, White PP, Slip Joint, 1/2" Branch Ind. UPC, Display Box	12	041193103789
AP9816	1-1/2" x 8" Branched Tailpiece, Black PP, Slip Joint, 1/2" Branch	25	041193073747
PP9816BD	1-1/2" x 8" Branched Tailpiece, White PP, Dual Purpose 1/2" Branch	25	041193103796
PP9817	1-1/2" x 8" Branched Tailpiece, White PP, Slip Joint, 3/4" Branch	25	041193103802
AP9817	1-1/2" x 8" Branched Tailpiece, Black PP, Slip Joint, 3/4" Branch	25	041193058485
PP9817BD	1-1/2" x 8" Branched Tailpiece, White PP, Dual Purpose 3/4" Branch	25	041193103819
PP9818	1-1/2" x 8" Branched Tailpiece, White PP, Hi-Line, 1/2" Branch	25	041193103826
HPP9818	1-1/2" x 8" Branched Tailpiece, White PP, Hi-Line, 1/2" Branch Ind. UPC, Display Box	12	041193103826
AP9818	1-1/2" x 8" Branched Tailpiece, Black PP, Hi-Line, 1/2" Branch	25	041193100016





Part No.	Description	Carton Qty.	U.P.C. Code
PP9819	1-1/2" x 8" Branched Tailpiece, White PP, Hi-Line, 3/4" Branch	25	041193058508
AP9819	1-1/2" x 8" Branched Tailpiece, Black PP, Hi-Line, 3/4" Branch	25	041193100023
P9100	1-1/2" Disposer Kit, White PP End Outlet For In-Sink-Erator®	25	041193104021
A9100	1-1/2" Disposer Kit, Black PP End Outlet For In-Sink-Erator®	25	041193100108
P9100B	1-1/2" Disposer Kit, White PP End Outlet for In-Sink-Erator®, Bagged	25	041193104038
HP9100B	1-1/2" Disposer Kit, White PP, Printed Bag, Display Box	10	041193104038
A9100B	1-1/2" Disposer Kit, Black PP End Outlet for In-Sink-Erator®, Bagged	25	041193007261
P9100T	1-1/2" Telescopic Disposer Kit For In-Sink-Erator® or GE®, White PP	25	041193104069
A9100T	1-1/2" Telescopic Disposer Kit For In-Sink-Erator® or GE®, Black PP	25	041193058423
P9100TB	1-1/2" Telescopic Disposer Kit for In-Sink-Erator®, Bagged, White PP	25	041193042828
A9100TB	1-1/2" Telescopic Disposer Kit for In-Sink-Erator®, Bagged, Black PP	25	041193100139
P9100GE	1-1/2" x 15" End Outlet Disposer Kit For GE®, White PP	25	041193104045
P9100GEB	1-1/2" x 15" End Outlet Disposer Kit, for GE®, Bagged, White PP	25	041193104052
A9100GEB	1-1/2" x 15" End Outlet Disposer Kit, for GE®, Bagged, Black PP	25	041193074829
P9103	Master Disposer Kit 1-1/2" x 13" End Outlet, White PP	25	041193056962

Branch Tailpieces (continued)



Disposer Kits



Offset Traps



*Use of manufacturer's name is for reference only.



Part No.	Description	Carton Qty.	U.P.C. Code
P9665 HP9665	45 Degree Slip Joint Elbow 1-1/2"	25	041193057136
	45 Degree Slip Joint Elbow 1-1/2", Printed Bag, Display Box	25	041193057136
P9675 HP9675	90 Degree Slip Joint Elbow 1-1/2"	25	041193057143
	90 Degree Slip Joint Elbow 1-1/2", Printed Bag, Display Box	25	041193057143
P9679 HP9679	Three Way Slip Joint Tee 1-1/2"	25	041193057150
	Three Way Slip Joint Tee 1-1/2", Printed Bag, Display Box	25	041193057150
P9793D HP9793D	1-1/2" x 2" Double Slip Connector	25	041193057266
	1-1/2" x 2" Double Slip Connector, Printed Bag, Display Box	25	041193057266
P9000 HP9000	PVC Solvent Weld Adapter 1-1/2"	25	041193050076
	PVC Solvent Weld Adapter 1-1/2", Printed Bag, Display Box	25	041193050076
P9000A HP9000A	PVC Threaded Adapter w/ Nut & Washer 1-1/2"	25	041193056900
	PVC Threaded Adapter w/ Nut & Washer 1-1/2", Printed Bag, Display Box	25	041193056900
P9004	1-1/2" Hi-Line Nipple	100	041193056931

Elbows & Connectors



6' Tubing





Part No.	Description	Carton Qty.	U.P.C. Code
P9009	1-1/4" Deep Flange 1-1/4" I.D. Deep Flange, White PP	25	041193093691
P9010	1-1/2" Deep Flange 1-1/2" I.D. Deep Flange, White PP	25	041193104014
P9001A	1-1/4" & 1-1/2" Nuts 1-1/4" Slip Joint Nut, White PP	100	041193103970
P9001	1-1/2" Slip Joint Nut, White PP	100	041193056924
A9001	1-1/2" Slip Joint Nut, Black PP	100	041193100061
9002A	1-1/4" & 1-1/2" Washers 1-1/4" x 1-1/4" Polyethylene Washer	100	041193128164
9002	1-1/2" x 1-1/2" Polyethylene Washer	100	041193128157
9003	1-1/2" x 1-1/4" Polyethylene Reducing Washer	100	041193128171
HD2798C	Nut and Washer Slip Joint 1-1/4" Plastic, Ind. Printed Bag, Display Box	25	041193093790
HD2698C	Nut and Washer Slip Joint 1-1/2" Plastic, Ind. Printed Bag, Display Box	50	041193015303
HD2699C	Polyethylene Beveled Washers Assorted, Ind. Printed Bag, Display Box	50	041193006691
HD7196C	Polyethylene Beveled Washers 1-1/4", Ind. Printed Bag, Display Box	25	041193024558
HD7197C	Polyethylene Beveled Washers 1-1/2", Ind. Printed Bag, Display Box	25	041193024602
HD7198C	Polyethylene Beveled Washers 1-1/2" x 1-1/4", Ind. Printed Bag, Display Box	25	041193024619
HD7195C	Polyethylene Flanged Washers, 1-1/2", Ind. Printed Bag, Display Box	25	041193038654

Deep Flanges




Bulk Slip Joint Nuts



Bulk Slip Joint Washers



Bagged Nuts and Washers




Part No.	Description	Carton Qty.	U.P.C. Code
----------	-------------	-------------	-------------

Air Gaps



DB-CD-3	Air Gap, Copper w/ Chrome Plated Metal Cap	48	041193019233
DB-CD-4P	Air Gap, Plastic w/ Chrome Plated Metal Cap	48	041193019226
8000E	Air Gap, Plastic, Boxed	24	041193089410

Form-N-Fit Plastic Tubular Products



HD3522605	<p>1-1/2" Or 1-1/4" P-Trap Connects To Kitchen Or Bath Drain Systems. J-Bend Neck Extends From 3-1/2" To Over 6", Printed Bag, Display Box</p>	10	041193014740
HD3522615	<p>1-1/2" Flanged P-Trap J-Bend Neck Extends From 7" To 13". Attaches Directly To The Kitchen Sink Strainer Basket Assembly, Printed Bag, Display Box</p>	10	041193044136



Part No.	Description	Carton Qty.	U.P.C. Code
Form-N-Fit Plastic Tubular Products (continued)			
HD3522625	1-1/2" Flanged J-Bend Extra Long Neck Of J-Bend Extends From 7" To 13". Attaches Directly To The Kitchen Sink Strainer Basket Assembly, Printed Bag, Display Box	10	041193006561
HD3522635	1-1/2" Or 1-1/4" J-Bend Connects To Kitchen Or Bath Drain Systems. J-Bend Neck Extends From 3-1/2" To Over 6", Bagged Printed Bag, Display Box	10	041193014764
HD3522645	1-1/2" Sink Trap J-Bend Connects To Kitchen Or Laundry Drain Systems With Cast Elbows, Bagged	10	041193014771
HD3522845	1-1/2" Or 1-1/4" Universal Slip Coupling Connects To All Drain Systems. Extends From 3-1/2" To Over 7" To Make Offsets Up To 2-1/2", Will Bend Over 90 Degree, Printed Bag, Display Box	10	041193014788
HD3526945	1-1/4" Slip Joint Tailpiece Connects To 1-1/4" Metal Or Plastic Tailpiece. Extends From 4-1/2" To Over 7-3/4", Printed Bag, Display Box	10	041193015426
HD3526955	Universal Combination Tailpiece Connects To Hi-Line And Slip Joint Applications. Adapts To 1-1/2" And 1-1/4" Drain Systems. Tailpiece Extends From 5-1/2" To Over 11" And Offsets Up To 4-1/2", Printed Bag, Display Box	10	041193014795
HD3522355	1-1/2" Slip Joint Tailpiece Connects To 1-1/2" Or 1-1/4" Metal Or Plastic Tailpiece. Extends From 5-1/2" To Over 11", Printed Bag, Display Box	10	041193014733
HD3522205	1-1/2" Flanged Tailpiece Connects Directly To Sink Basket Strainer Assemblies. Extends From 5-1/2" To Over 11", Printed Bag, Display Box	10	041193014726






Part No.	Description	Carton Qty.	U.P.C. Code
Pop-Up Assemblies Brass/Plastic			
HD3522215	Form-N-Fit Pop-Up Unit 1-1/4" Plastic, DB Cutcase, Bagged	10	041193015433



Part No.	Description	Carton Qty.	U.P.C. Code
Dishwasher And Disposal Connectors			
HD7983C	Dishwasher Disposal Connector, Printed Bag, Display Box	12	041193028655
HD2673C	Elbow For In-Sink-Erator® Plastic, Display Box	10	041193005410
HD2672C	Disposal Gasket For In-Sink-Erator® , Printed Bag	24	041193005397
HD2688B	1-1/2" & 1-1/4" Reducer Adapter, Printed Bag	12	041193033505
HD2670C	Elbow for Waste King® Disposer, Plastic	12	041193005380



*Use of manufacturer's name is for reference only.



BATHTUB DRAINS FOR EVERY APPLICATION

■ Available with a variety of rough-ins:

- Brass - 17 gauge
- Plastic - Black or White
- Schedule 40 - ABS or PVC

■ Available in a variety of styles:

- Trip-Lever
- Uni-Lift
- Touch-Toe
- Cable Bath Waste

■ Available in a variety of finishes:

- Chrome
- UltraShine™ PVD Polished Brass
- UltraShine™ PVD Satin Nickel
- UltraShine™ PVD Satin Chrome
- Rubbed Bronze
- White
- Biscuit
- Brushed Nickel



Brass Bath Waste*

- Available in popular styles such as Trip-Lever, Uni-Lift and Touch-Toe
- 17 gauge brass rough-in, regular or whirlpool
- 1-1/2" waste shoe
- Conversion kits available in popular finishes, Chrome, UltraShine™ PVD Polished Brass, UltraShine™ PVD Satin Nickel, UltraShine™ PVD Satin Chrome, White, Brushed Nickel, Biscuit and Rubbed Bronze

Plastic Bath Waste*

- Available in popular styles such as Trip-Lever, Uni-Lift and Touch-Toe
- Black or white polypropylene, 1-1/2" waste shoe
- Schedule 40 PVC or ABS; 1-hole
- Manufactured to precise industry standards
- Available in popular finishes, Chrome, UltraShine™ PVD Polished Brass, UltraShine™ PVD Satin Nickel, UltraShine™ PVD Satin Chrome, White, Brushed Nickel, Biscuit and Rubbed Bronze

**Products available beginning March 2004.*



Part No.	Description	Carton Qty.	U.P.C. Code
235-3	<p>Full Kit Brass Tubular, Chicago Code Thru Wall* Uni-Lift bath waste with 17 Ga. brass tubing rough-in for Chicago Code through the wall applications, includes 2-hole mounting collar and faceplate, heavy duty retaining clip to secure bath waste to tub, blue top ell washer, 1-1/2" cast brass waste shoe, 1-1/2" Uni-Lift drain unit with washer seal, cast brass slip joint tee, (3) brass nuts, (3) rubber slip joint washers, bottom ell washer, chrome trim, boxed with individual UPC on package.</p>	6	041193021779
228-3	<p>Full Kit Brass Tubular, Touch Toe* Touch-Toe bath waste with 17 Ga. brass tubing rough-in, includes 2-hole cast brass top ell and 1-hole faceplate, 1-hole conversion bar to secure bath waste to tub, blue top ell washer, 1-1/2" cast brass waste shoe, 1-1/2" Touch-Toe drain unit with rubber washer seal, cast brass slip joint tee, (2) nuts, (2) rubber washers, bottom ell washer, chrome trim, boxed with individual UPC on package.</p>	6	041193052131
202-1 202-3 208-3	<p>Full Kit Brass Tubular, Chain & Stopper* Chain & Stopper bath waste with 17 Ga. chrome plated brass tubing rough-in, includes 2-hole cast brass top ell and 1-hole faceplate, 1-hole conversion bar to secure bath waste to tub, 15" heavy-duty chain with 1-3/4" rubber stopper, blue top ell washer, 1-1/2" cast brass waste shoe, 1-1/2" drain seat, cast brass slip joint tee, 1-3/8" reducing tailpiece (2) nuts, (2) rubber slip joint washers, bottom ell washer, chrome trim, boxed with individual UPC on package.</p> <p>202-3 Same as 202-1 w/ unfinished tubing - 17 Ga. 208-3 Same as 202-3 w/ 1-1/2" tailpiece and high tee - 17 Ga.</p>	6 6 6	041193051141 041193110688 041193051561

Chicago Code Thru Wall



Brass Touch-Toe Bath Waste



Chain & Stopper Bath Waste



*See pages 51 and 52 for decorator finish kits.

Products shown above available beginning March 2004.

Part No.	Description	Carton Qty.	U.P.C. Code
----------	-------------	-------------	-------------

Brass Trip-Lever Bath Waste



226-3


Full Kit Brass Tubular, Trip Lever*

Trip-Lever bath waste with 17 Ga. brass tubing rough-in, includes 2-hole top ell and Trip-Lever faceplate with linkage, retaining clip and screws to secure bath waste to tub, blue top ell washer, 1-1/2" cast brass waste shoe, brass strainer, stainless steel strainer cover and cover screw, cast brass slip joint tee, (2) nuts, (2) rubber washers, bottom ell washer, chrome trim, boxed with individual UPC on package.

6

041193042484

226C-3



With Condensate Top Ell

6

041193111210

Brass Whirlpool Bath Waste



230-3

Full Kit Brass Tubular, Whirlpool*

Trip-Lever bath waste with 17 Ga. brass tubing rough-in for Whirlpool tubs, includes 2-hole top ell and Trip-Lever faceplate with linkage, retaining clip and screws to secure bath waste to tub, blue top ell washer, 1-1/2" cast brass waste shoe, brass strainer, stainless steel strainer cover and cover screw, cast brass slip joint tee, (2) nuts, (2) rubber washers, bottom ell washer, chrome trim, boxed with individual UPC on package.





6

041193111418

*See pages 51 and 52 for decorator finish kits

Products shown above available beginning March 2004.



Part No.	Description	Carton Qty.	U.P.C. Code	
227-3 227C-3	<p>Full Kit Brass Tubular, Uni-Lift* Uni-Lift bath waste with 17 Ga. brass tubing with 1-hole faceplate and 1-hole conversion bar to secure bath waste to tub, blue top ell washer, 1-1/2" cast brass waste shoe, 1-1/2" Uni-Lift drain unit with rubber washer, cast brass slip joint tee, (2) nuts, (2) rubber slip joint washers, bottom ell washer, chrome trim, boxed with individual UPC on package</p> <p>Same as 227-3 w/ Condensate Top Ell</p>	6 6	04119311272 04119311289	<p>Brass Uni-Lift Bath Waste</p>   <p>With Condensate Top Ell</p>
227D-3	<p>Full Kit Brass Tubular, Uni-Lift for Direct Drain* Uni-Lift bath waste with 17 Ga. brass tubing rough-in for direct outlet, includes 2-hole cast brass top ell with 1-hole faceplate, 1-hole conversion bar and screws to secure bath waste to tub, blue top ell washer, 1-1/2" cast brass direct outlet waste shoe, 1-1/2" Uni-Lift drain unit with rubber washer seal, 90 degree cast brass elbow, (2) nuts, (2) rubber slip joint washers, bottom ell washer, chrome trim, boxed with individual UPC on package</p>	6	04119311296	<p>Brass Uni-Lift for Direct Drain</p> 
227H-3	<p>Full Kit Brass Tubular, Uni-Lift for Horizontal Drain Uni-Lift bath waste with 17 Ga. brass tubing rough-in for direct drain outlet, includes 2-hole cast brass top ell with 1-hole faceplate, 1-hole conversion bar and screws to secure bath waste to tub, blue top ell washer, 1-1/2" cast brass direct outlet waste shoe, 1-1/2" Uni-Lift drain unit with rubber washer seal, 90 degree cast brass elbow, (2) nuts, (2) rubber slip joint washers, bottom ell washer, chrome trim, boxed with individual UPC on package</p> <p>*See pages 51 and 52 for decorator finish kits</p> <p><i>Products shown above available beginning March 2004.</i></p>	6	041193007018	<p>Brass Uni-Lift For Horizontal Drain</p> 



Part No.	Description	Carton Qty.	U.P.C. Code
----------	-------------	-------------	-------------

Uni-Lift Bath Waste For Side Drain



227S-3


Full Kit Brass Tubular, Uni-Lift for Side Drain

Uni-Lift bath waste with 17 Ga. brass tubing rough-in for side drain, includes 2-hole cast brass top ell with 1-hole faceplate, 1-hole conversion bar and screws to secure the top ell to tub, top ell washer to secure bath waste to tub, blue top ell washer, 1-1/2" cast brass side outlet waste shoe, 1-1/2" Uni-Lift drain unit with rubber washer seal, (3) nuts, (3) rubber slip joint washers, bottom ell washer, chrome trim, boxed with individual UPC on package

6

041193026743

**Plastic Cable Bath Waste
(1-1/2" Waste Shoe)**



P8220

Full Kit Plastic Tubular, Cable Stopper

Cable bath waste for whirlpool tubs with plastic tubing rough-in, pre-assembled top ell and bottom ell with heavy-duty cable pre-installed to top and bottom ells, brass handle knob, rubber handle washer, heavy duty handle retainer, 1-1/2" waste shoe, chrome plated brass drain seat, Pop-Up drain plug with rubber washer seal, PVC slip joint tee, (2) wing nuts, (2) poly washers, bottom ell washer, chrome trim, boxed with individual UPC on package.

6

041193022110

The Dearborn Cable Bath Waste works by making a smooth quarter turn to open or close the drain plug. The working parts are outside the flow of water, ensuring perfect every time. The cable is made of nickel chromium steel and never needs adjusting. It also comes pre-assembled for easy installation.

Cable Bath Waste Conversion Kits



- K20
- K20BC
- K20PB
- K20RB
- K20SC
- K20SN
- K20WH




Cable Bath Waste Conversion Kits**

Cable bath waste Conversion Kit, Chrome, Carded	6	041193026149
Cable bath waste Conversion Kit, Biscuit, Carded	6	041193026163
Cable bath waste Conversion Kit, UltraShine™ PVD Polished Brass, Carded	6	041193026170
Cable bath waste Conversion Kit, Rubbed Bronze, Carded	6	041193026187
Cable bath waste Conversion Kit, UltraShine™ PVD Satin Chrome, Carded	6	041193026194
Cable bath waste Conversion Kit, UltraShine™ PVD Satin Nickel, Carded	6	041193026248
Cable bath waste Conversion Kit, White, Carded	6	041193026262

**Fits Models P7220B , A7220B & P8220

Products shown above available beginning March 2004.



Part No.	Description	Carton Qty.	U.P.C. Code
Plastic Trip-Lever Bath Waste, (1-1/2" Waste Shoe)			
P9226	Full Kit Plastic Tubular, Trip-Lever* Trip-Lever bath waste with white polypropylene plastic tubing rough-in, 2-hole top ell and Trip-Lever faceplate with linkage, retaining clip to secure bath waste to tub, blue top ell washer, 1-1/2" waste shoe, plastic strainer, stainless steel strainer cover and cover screw, PVC slip joint tee, (2) wing nuts, (2) poly washers, bottom ell washer, chrome trim, boxed with individual UPC on package	10	041193057099
A9226	Same as P9226, Black Polypropylene w/ ABS Tee	10	041193058379
			
Plastic Uni-Lift Bath Waste (1-1/2" Waste Shoe)			
P8227	Full Kit Plastic Tubular, Uni-Lift* Uni-Lift bath waste with white polypropylene plastic tubing rough-in, 2-hole top ell and 1-hole faceplate, retaining clip to secure bath waste to tub, blue top ell washer, 1-1/2" waste shoe, 1-1/2" brass Uni-Lift drain unit with washer seal, PVC slip joint tee, (2) wing nuts, (2) poly washers, bottom ell washer, chrome trim, boxed with individual UPC on package	10	041193103918
A8227	Same as P8227, Black Polypropylene w/ ABS Tee	10	041193100030
P8227BC	Same as P8227, With Biscuit Trim	10	041193027160
P8227PB	Same as P8227, With Polished Brass Trim	10	041193100764
P8227SC	Same as P8227, With Satin Chrome Trim	10	041193027177
P8227SN	Same as P8227, With Satin Nickel Trim	10	041193027184
P8227RB	Same as P8227, With Rubbed Bronze Trim	10	041193027191
P8227WH	Same as P8227, With White Trim	10	041193079640
			
Plastic Uni-Lift Bath Waste With Condensate Top Ell (1-1/2" Waste Shoe)			
P8227C	Full Kit Plastic Tubular, Uni-Lift w/Condensate* Uni-Lift bath waste with white polypropylene condensate top ell and plastic tubing rough-in, 2-hole top ell and 1-hole faceplate, retaining clip to secure bath waste to tub, blue top ell washer, 1-1/2" waste shoe, 1-1/2" brass Uni-Lift drain unit with washer seal, PVC slip joint tee, (2) wing nuts, (2) poly washers, bottom ell washer, chrome trim, boxed with individual UPC on package	10	041193100740
A8227C	Same P8227C, Black Polypropylene w/ ABS Tee	10	041193026699
			
<p>*See pages 51 and 52 for decorator finish kits</p> <p><i>Products shown above available beginning March 2004.</i></p>			



Part No.	Description	Carton Qty.	U.P.C. Code
----------	-------------	-------------	-------------

**Direct Drain & 90° Elbow
(1-1/2" Waste Shoe)**



P8227D

Full Kit Plastic Tubular, Uni-Lift for Direct Drain*

Uni-Lift bath waste with white polypropylene direct drain and plastic tubing rough-in, 2-hole top ell and 1-hole faceplate, retaining clip to secure bath waste to tub, blue top ell washer, 1-1/2" waste shoe, 1-1/2" brass Uni-Lift drain unit with washer seal, PVC slip joint tee, (2) wing nuts, (2) poly washers, bottom ell washer, chrome trim, boxed with individual UPC on package

10

041193026712

A8227D

Same as Above, Black Polypropylene w/ ABS Tee

10

041193027016

**Plastic Touch-Toe Bath Waste
(1-1/2" Waste Shoe)**



P9228

Full Kit Plastic Tubular, Touch-Toe*

Touch-Toe bath waste with white polypropylene plastic tubing rough-in, 2-hole top ell and 1-hole faceplate, retaining clip to secure bath waste to tub, blue top ell washer, 1-1/2" waste shoe, 1-1/2" brass Touch-Toe drain unit with rubber washer seal, PVC slip joint tee, (2) wing nuts, (2) poly washers, bottom ell washer, chrome trim, boxed with individual UPC on package

10

041193057112

A9228

Same as Above, Black Polypropylene w/ ABS Tee

10

041193057594

**Touch-Toe Schedule 40,
1-Hole Faceplate Bath Waste
(1-1/2" Waste Shoe)**



P7224

Full Schedule 40, Touch-Toe*

Touch-Toe bath waste with complete Schedule 40 PVC plastic tubing rough-in, 2-hole Schedule 40 top ell and 1-hole faceplate, 1-hole conversion bar and screws, blue top ell washer, (2) pre-cut Schedule 40 tubes, 1-1/2" Schedule 40 waste shoe, 1-1/2" brass Touch-Toe drain unit with washer seal, PVC Schedule 40 tee, bottom ell washer, test plug kit, chrome trim, boxed with individual UPC on package. (Oatey No. 46001)

10

041193003140

A7224

Same as Above, Schedule 40 ABS Complete (Oatey No. 46000)



10

041193010261

*See pages 51 and 52 for decorator finish kits

Products shown above available beginning March 2004.



Part No.	Description	Carton Qty.	U.P.C. Code
Uni-Lift Schedule 40, 1-Hole Faceplate Bath Waste (1-1/2" Waste Shoe)			
P7225	Full Kit Scedule 40, Uni-Lift* Uni-Lift bath waste with complete Schedule 40 PVC plastic tubing rough-in, 2-hole Schedule 40 top ell and 1-hole faceplate, 1-hole conversion bar and screws to secure top ell to tub, retaining clip to secure bath waste to tub, blue top ell washer , (2) pre-cut Schedule 40 tubes, 1-1/2" Schedule 40 waste shoe, 1-1/2" brass Uni-Lift drain unit with washer seal, PVC Schedule 40 tee, bottom ell washer, test plug kit, chrome trim, boxed with individual UPC on package. (Oatey No. 46101)	10	041193095176
A7225	Same as Above, Schedule 40 ABS (Oatey No. 46100)	10	041193095169
Schedule 40 Bath Waste Half Kits (1-1/2" Waste Shoe)			
P7224B	Half Kit Scedule 40, Touch-Toe* Touch-Toe bath waste half kit with Schedule 40 PVC ells, 2-hole Schedule 40 top ell and 1-hole faceplate, 1-hole conversion bar and screws to secure top ell to tub, blue top ell washer, 1-1/2" Schedule 40 waste shoe, 1-1/2" Touch-Toe drain unit with washer seal, bottom ell washer, test plug kit, chrome trim, boxed with individual UPC on package. (Oatey No. 46021)	20	041193003157
A7224B	Same as Above, Schedule 40 ABS (Oatey No. 46020)	20	041193095145
P7225B	Half Kit Schedule 40, Uni-Lift* Uni-Lift bath waste half kit with Schedule 40 PVC ells, 2-hole Schedule 40 top ell and 1-hole faceplate, 1-hole conversion bar and screws, blue top ell washer, 1-1/2" Schedule 40 waste shoe, 1-1/2" Brass Uni-Lift drain unit with washer seal, bottom ell washer, test plug kit, chrome trim, boxed with individual UPC on package. (Oatey No. 46121)	20	041193095190
A7225B	Same as Above, Black, Schedule 40 ABS (Oatey No. 46120)	20	041193095183
P7225BBC	Same as P7225B With Biscuit Trim	20	041193027122
P7225BPB	Same as P7225B With Polished Brass Trim	20	041193095213
P7225BSC	Same as P7225B With Satin Chrome Trim	20	041193027139
P7225BSN	Same as P7225B With Satin Nickel Trim	20	041193027146
P7225BRB	Same as P7225B With Rubbed Bronze Trim	20	041193027153
P7225BWH	Same as P7225B With White Trim	20	041193095237
 			
<p>*See pages 51 and 52 for decorator finish kits</p> <p><i>Products shown above available beginning March 2004.</i></p>			



Part No.	Description	Carton Qty.	U.P.C. Code
----------	-------------	-------------	-------------

**Schedule 40 Half Kit With
Condensate Top Ell
(1-1/2" Waste Shoe)**



Top Ell



P7225BC

Half Kit Schedule 40, Uni-Lift w/Condensate

Condensate top ell Uni-Lift bath waste half kit with Schedule 40 PVC ells, 2-hole Schedule 40 top ell and 1-hole faceplate, 1-hole conversion bar with screws to secure top ell to tub, blue top ell washer, 1-1/2" Schedule 40 waste shoe, 1-1/2" Brass Uni-Lift drain unit with washer seal, bottom ell washer, test plug kit, chrome trim, boxed with individual UPC on package. (Oatey No. 46133)

20

041193026729


A7225BC

Same as Above, Black, Schedule 40 ABS with condensate top ell (46132)

20

041193026736

Schedule 40 Cable Bath Waste Half Kits



P7220B

Half Kit Schedule 40 Cable Stopper

Cable bath waste Schedule 40 PVC half kit with top ell, cable handle knob, bottom shoe and drain stopper with washer seal, chrome trim, individually boxed with UPC on package.

12

041193026279

A7220B

Same as P7220B with black ABS plastic

12

041193026286

*See page 46 for replacement handles

**Schedule 40 Direct Drain
(1-1/2" Waste Shoe)**



P3225D

Uni-Lift Schedule 40 Direct Drain Bath Waste

Uni-Lift bath waste Schedule 40 PVC direct drain with no top ell, 1-1/2" Schedule 40 direct waste shoe, 1-1/2" Brass Uni-Lift drain unit with washer seal, bottom ell washer, chrome trim, boxed with individual UPC on package.

20

041193005885

A3225D

Same as Above, Black, Schedule 40 ABS

20

041193006981

Products shown above available beginning March 2004.




Part No.	Description	Carton Qty.	U.P.C. Code
Schedule 40 Bath Waste Rough-In Kits			
P7223RK	PVC or ABS Rough-In For Touch-Toe & Uni-Lift PVC rough-in kit for Schedule 40 bath waste (Oatey No. 46070, 46153) 2-hole Schedule 40 top ell, 1-hole conversion bar, blue top ell washer, with screws, 1-1/2" Schedule 40 waste shoe, bottom ell washer, test plug kit and bagged with UPC on package	30	041193016638
A7223RK	ABS rough-in kit for Schedule 40 bath waste (Oatey No. 46071)	30	041193016652
Bath Waste Trim Kits			
K24TB	Touch-Toe Trim Kits Touch-Toe trim kit, Chrome (Oatey No. 46040), (spud not included)	10	041193026293
K74TPB	Touch-Toe trim kit, UltraShine™PVD Polished Brass (comes with 1-1/2" spud) (Oatey No. 46042)	10	041193026323
K25TB	Uni-Lift Trim Kit Uni-Lift trim kit, Chrome (Oatey No. 46140) (spud not included)	10	041193026330
K75TPB	Uni-Lift trim kit, UltraShine™PVD Polished Brass, (Oatey No. 46142) (comes with 1-1/2" spud)	10	041193026361
K75TSN	Uni-Lift trim kit, UltraShine™PVD Satin Nickel, (comes with 1-1/2" spud)	10	041193026378
K75RB	Uni-Lift trim kit, Rubbed Bronze (comes with 1-1/2" spud)	10	041193026385
K75TSC	Uni-Lift trim kit, UltraShine™PVD Satin Chrome, (comes with 1-1/2" spud)	10	041193026392
<i>Products shown above available beginning March 2004.</i>			








Part No.	Description	Carton Qty.	U.P.C. Code
----------	-------------	-------------	-------------

Bath Waste Conversion Kits (continued)

	<p>K26 Trip Lever Bath Waste Conversion Kits Trip-Lever bath waste conversion kit, with stainless steel strainer cover and screw, bottom ell washer, Trip-Lever chrome plated faceplate and screws, carded with individual UPC on package, Chrome</p>	6	041193026408
K26PB	Trip lever bath waste Conversion Kit, UltraShine™ PVD Polished Brass	6	041193026415
K26SN	Trip lever bath waste Conversion Kit, UltraShine™ PVD Satin Nickel	6	041193026422
K26RB	Trip lever bath waste Conversion Kit, Rubbed Bronze	6	041193026439
K26SC	Trip lever bath waste Conversion Kit, UltraShine™ PVD Satin Chrome	6	041193026446
K26BN	Trip lever bath waste Conversion Kit, Brushed Nickel	6	041193026460

	<p>K27 Uni-Lift Bath Waste Conversion Kits Uni-Lift bath waste 1-Hole Conversion Kit, with 1-1/4" brass Uni-Lift drain unit with washer seal, bottom ell washer, 1-hole chrome plated faceplate and screw, 1-1/4" x 1-1/2" threaded adapter, 1-hole conversion bar, carded with individual UPC, Chrome</p>	6	041193026477
K27PB	Trip lever bath waste Conversion Kit, UltraShine™ PVD Polished Brass,	6	041193026484
K27WH	Trip lever bath waste Conversion Kit, White	6	041193026491
K27SN	Trip lever bath waste Conversion Kit, UltraShine™ PVD Satin Nickel,	6	041193026514
K27RB	Trip lever bath waste Conversion Kit, Rubbed Bronze	6	041193026521
K27SC	Trip lever bath waste Conversion Kit, UltraShine™ PVD Satin Chrome,	6	041193026538
K27BN	Trip lever bath waste Conversion Kit, Brushed Nickel	6	041193026545

Bath Waste Model Kits




	<p>46206 Test Plug Kit</p>	10	038753462066
	<p>46207 Conversion Bar Kit</p>	10	038753462073

Products shown above available beginning March 2004.



Part No.	Description	Carton Qty.	U.P.C. Code
	Bath Waste 2-Hole Faceplate		
4502-1	Faceplate, Two Hole, Chrome Plated w/ Screws	1	041193115225
4502PB-3	Faceplate, Two Hole, UltraShine™PVD Polished Brass w/ Screws	1	041193115256
	Trip Lever Faceplate		
4503-1	Faceplate, Trip Lever, Chrome Plated w/ Screws	1	041193115263
4503PB-3	Faceplate, Trip Lever, UltraShine™PVD Polished Brass w/ Screws	1	041193115287
	Bath Waste Faceplate		
4504-1	Faceplate, One Hole, Chrome Plated w/ Screw (Oatey No.46250)	1	041193010445
4504PB-3	Faceplate, One Hole, UltraShine™PVD Polished Brass w/ Screw (Oatey No. 46251)	1	041193010438
	Trip-Lever Strainer Cover		
4537-1	Strainer Cover, Chrome w/ Screw, Stainless Steel	1	041193115584
4537PB-3	Strainer Cover, UltraShine™PVD Polished Brass w/ Screw,	1	041193115607
	Trip-Lever Strainer		
4534-3	Bottom Strainer (1-1/4")	1	041193115560
4534C-3	Cast Bottom Strainer (1-1/2")	1	041193115577
P4534-3	Celcon Strainer for 9226 Trip-Lever Bath Waste	1	041193103888
4563-3	Bushing, 1-1/2" x 1-1/4"	1	041193115768
	Trip-Lever Bath Waste Miscellaneous Parts		
4522-3	Brass drop valve plunger and linkage assembly for 14" to 16" tubs	1	041193115454



Bath Waste Repair Parts



Products shown above available beginning March 2004.

Part No.	Description	Carton Qty.	U.P.C. Code
----------	-------------	-------------	-------------

Bath Waste Repair Parts (continued)

	<p>P4522-3</p>	<p>Trip-Lever Bath Waste Miscellaneous Parts Plastic drop valve plunger and linkage assembly for 14" to 16" tubs</p>	<p>1</p>	<p>041193103871</p>
	<p>4538-3</p>	<p>Pop-Up Bath Waste Drain Seat & Plug Drain Plug w/ Fulcrum Linkage, Nut & Plug Seat, Chrome</p>	<p>1</p>	<p>041193115614</p>
	<p>4517-3</p>	<p>Pop-Up Bath Waste Miscellaneous Parts Linkage spring, link rod and clevis assembly</p>	<p>1</p>	<p>041193115430</p>
	<p>4548-3</p>	<p>Chain & Stopper Plug and Flange Chain & Stopper Plug and Flange</p>	<p>1</p>	<p>041193022691</p>
	<p>4547-1 4547PB-3</p>	<p>Uni-Lift Drain Units Uni-Lift Plug and Seat (1-1/4" NPT), Chrome Uni-Lift Plug and Seat (1-1/4" NPT), UltraShine™PVD Polished Brass</p>	<p>1 1</p>	<p>041193115676 041193115690</p>
	<p>4597-1 4597PB-3</p>	<p>Drain Assembly, Uni-Lift 1-1/2" Chrome 3/8"x 16 Stem Drain Assembly, Uni-Lift 1-1/2" UltraShine™PVD Polished Brass 3/8" x 16 Stem</p>	<p>1 1</p>	<p>041193022172 041193022547</p>

Products shown above available beginning March 2004.



Part No.	Description	Carton Qty.	U.P.C. Code	
				Bath Waste Repair Parts (continued)
4597X-1	Uni-Lift Plug Only Plug Only, Uni-Lift 1-1/2", Chrome 3/8"-16 Stem	1	041193020598	
4597XPB-3	Plug Only, Uni-Lift 1-1/2", UltraShine™PVD Polished Brass PVD 3/8"-16 Stem	1	041193022530	
46260	Lift-Up-N-Turn Units Lift-Up-N-Turn Drain, 1-1/2" Chrome	1	038753462608	
46261	Lift-Up-N-Turn Drain, 1-1/2" UltraShine™PVD Polished Brass	1	038753462615	
46230	Lift-Up-N-Turn Plug Only Lift-Up-N-Turn Plug Only, Chrome	1	038753462301	
46231	Lift-Up-N-Turn Plug Only, UltraShine™PVD Polished Brass	1	038753462318	
4497-1	Tap-Tap Drain Units Unit (1-1/2" NPT), Chrome	1	041193022387	
4497PB-3	Unit (1-1/2" NPT), UltraShine™PVD Polished Brass 3/8"-16 Stem	1	041193022473	
4497X-1	Tap-Tap Plug Only Tap-Tap Replacement Cartridge, Brass, Chrome 3/8"-16 Stem	1	041193022394	
4497XU-3	Tap-Tap Replacement Cartridge, UltraShine™PVD Polished Brass 3/8"-16 Stem	1	041193018489	
46240	Touch-Toe Drain Units Touch-Toe Drain Unit, Chrome	1	038753462400	
46241	Touch-Toe Drain Unit, UltraShine™PVD Polished Brass	1	038753462417	

Products shown above available beginning March 2004.



Part No.	Description	Carton Qty.	U.P.C. Code
----------	-------------	-------------	-------------

**1-1/4" Bath Waste Repair Parts
(continued)**



46220
46221

Touch-Toe Plug Only

Touch-Toe Plug Only, Chrome
Touch-Toe Plug Only, UltraShine™PVD Polished Brass

5 038753462202
5 038753462219



4509-3
4509A-3

Bath Waste Top EII Washers

Washer for Top EII, Blue Foam (Oatey No. 46208)
Flanged Retainer Washer for Top EII, Rubber

1 041193115348
1 041193115355



4540-3

Bath Waste Bottom EII Washers

Bottom EII Washer (1-1/4")

1 041193115621



4224W-3

Bottom EII Washer (1-1/2")

1 041193114907



8033LW

Bath Waste Slip Joint Nuts

Slip Nuts Zinc Die Cast

100 041190554533



8006R

Brass Nuts, Unfinished

100 041193015938



7203

Bath Waste Slip Joint Washers

Rubber Washers

100 041193054869




9002

Plastic Washers

100 041193128157

Products shown above available beginning March 2004.



QUALITY STRAINERS FOR ANY APPLICATION

- *Easy installation*
- *Easy cleaning*
- *Finest quality brass, plastic and stainless steel components*
- *Resists corrosion – maintains new appearance*
- *Variety of baskets for sure seal*



New Packaging Gets Noticed!

New boxes feature actual product photographs that easily identify each strainer, product-exploded views to show the parts of each strainer, individual UPCs on each package to help at checkout. Suitable for merchandising.

Dearborn Basket Strainers & Disposer Flanges

Dearborn Brass, America's leading supplier of drain products, brings together the best, most complete collection of standard and bar sink basket strainers ever assembled. This assortment includes a full line of American-made strainers, new decorator strainers and disposer flanges. It also includes our improved regular strainers and plastic strainers, both very popular with customers.

Choice Of Styles, Materials and Finishes!

- Strainers are available in all of the most popular body styles, including Threaded Body, Locking Cup and Easy-Mount styles.
- Products are manufactured in a choice of materials, including Brass, 304 Stainless Steel and chip-resistant Plastic.
- A choice of popular finishes and sure-seal baskets with Neoprene stoppers are also available.

Brass & Stainless Basket Strainers

- Strainer styles for all sinks, including bar and high-end decorator sinks.
- All metal strainers are made of the finest brass or stainless steel.
- Each basket is individually fit to each strainer to ensure a tight seal.
- Sure seal basket strainers
- Assortment of domestic strainers
- Easy to install.
- Easy to clean.
- A recent addition includes UltraShine™ PVD Polished Brass.


Plastic Sink Basket Strainers

- Constructed from high-quality, highly durable plastic.
- Designed specifically to match the colors of the most popular decorator sinks.
- "Cup" style for easy installation.
- Chip-resistant to ensure long life.
- Won't discolor, even under the toughest water conditions.
- Matching accessories available, including sink hole covers, air gaps and soap/lotion dispensers.










Part No.	Description	Carton Qty.	U.P.C. Code
L7	Domestic Strainers "Lucky 7" Sink Basket Strainer, Chrome Plated Brass Body w/ Stainless Steel Basket, Metal Post, Heavy Locknut, Neoprene Stopper, Extra Thick Washer, Machine Cut Threads.	24	041193071002
L7BN	Same as L7 w/ Brass Nuts	24	041193103635
L7T	Same as L7 w/ 4" Chrome Plated Tailpiece	24	041193071019
4201-L7-3	Replacement Basket for L7	1	041193114709
L74	"Lucky 7" Sink Basket Strainer, w/ Stainless Steel 4-Prong Basket, Chrome Plated Brass Body, Metal Post, Neoprene Stopper, Heavy Locknut, Extra Thick Washer, Machine Cut Threads.	24	041193016034
L74T	Same as L74 w/ 4" Tailpiece.	24	041193016041
4204-L7-3	Replacement Basket for L74 (4-Prongs)	1	041193021915
DB1000	Locking Cup Sink Basket Strainer, Stainless Steel Body, Locking Cup and Basket, Plastic Post and Neoprene Stopper.	24	041193014993
DB1000EZBN	EZ-Mount Sink Basket Strainer with Stainless Steel Body and Basket with EZ-Mount Connection and Brass Nuts, Plastic Post and Neoprene Stopper. Made in USA	24	041193014948
4204-00-3	Replacement Basket for DB1000	1	041193022349
DB1120	Deep Locking Cup Sink Basket Strainer, Stainless Steel Body and Basket, Neoprene Stopper w/ Snap-In Basket. Length - 3-3/4".	24	041193011534
DB1120BN	Same as DB1120 w/ Brass Nuts.	24	041193014849
DB1120BNT	Same as DB1120 w/ Brass Nuts and 4" Tailpiece	24	041193019103
DB1120T	Same as DB1120 w/ 4" Tailpiece.	24	041193014924
4204-20-3	Replacement Basket for DB1120	1	041193022352
DB711	Domestic "Spin-N-Lock" Sink Basket Strainer, Stainless Steel Body w/ Stainless Screw-In Basket, Brass turning Nut	24	041193011541
DB711BN	Same as Above w/ Brass Nuts	24	041193014832
DB711EZ	Domestic "Spin-N-Lock" Sink Basket Strainer, Stainless Steel Body w/ Stainless Steel Screw-In Basket and EZ-Mount Connection	24	041193014962
4204-11-3	Replacement Basket for DB711	1	041193022363

Domestic Sink Strainers
(Made In U.S.A.)



Part No.	Description	Carton Qty.	U.P.C. Code
----------	-------------	-------------	-------------




Locking Cup Strainers

	12	Medium Cup Basket Strainer, Stainless Steel Body and Basket, Medium Locking Cup, Neoprene Stopper, Bright Flange, Length 3-1/8" Fits Deep Cast Iron Sinks.	24	041193093653
	14	Shallow Cup Basket Strainer, Stainless Steel Body and Basket Shallow Locking Cup. Neoprene Stopper w/ Snap-In Basket w/ Bright. Flange. Length-2-3/4". Fits Deep Cast Iron Sinks	24	041193006110
	14T	Same as Above w/ 4" Chrome Plated Tailpiece	24	041193102140
	4204-14-3	Replacement Basket for 14 (new style with metal snap-in spring)	1	041193021915
	15	"Snap-N-Tite" Sink Basket Strainer, Stainless Steel Body and Basket. Locking Cup. Neoprene Stopper. Fits cast iron sinks. Length 3-3/4"	24	041193110091
	15T	Same as 15 w/ 4" Chrome Plated Tailpiece Neoprene Stopper and 4" Tailpiece. (Fits all cast iron)	24	041193085733
	15BN	Same as 15 w/ Brass Nuts. Neoprene Stopper with Brass Nuts. (Fits all cast iron)	24	041193011572
	4201-15-3	Replacement Basket for 15	1	041193114723
	18	Sink Basket Strainer, Stainless Steel Body and Basket. Deep Locking Cup. Neoprene Stopper. Length-3-3/4"	24	041193110329
	18T	Same as 18 w/ 4" Chrome Plated Tailpiece	24	041193056023
	18BN	Same as 18 w/ Brass Nuts	24	041193011596
	4204-18-3	Replacement Basket for 18 (new style with metal snap-in spring)	1	041193021922














Easy Mount Strainer

	3BN	Thumbscrew Sink Basket Strainer, Stainless Steel Body and Basket, Triangular Threaded Flange w/ Three Thumbscrews for Easy Installation and Brass Nuts, Neoprene Stopper	24	041193108593
	4204-3-3	Replacement Basket for 3BN	1	041193022080

Threaded Body Strainers


	6	"Super 6" Sink Basket Strainer, Stainless Steel Body and Basket, Neoprene Stopper w/ Metal Post, Extra Wide Locknut, Extra Thick Washer	24	041193054531
	6T	Same as Above w/ 4" Chrome Plated Tailpiece	24	041193121288
	4204-6-3	Replacement Basket for 6 (new style snap-in metal spring)	1	041193021939
	9	Economy Sink Basket Strainer, ABS Body w/ Stainless Steel Rim and Basket. Neoprene Stopper w/ Plastic Post, ABS Locknut	24	041193102522



Part No.	Description	Carton Qty.	U.P.C. Code	
				Threaded Body Strainers (continued)
10	Standard Sink Basket Strainer, Stainless Steel Body and Basket. Neoprene Stopper w/ Metal Post	24	041193050410	
10T	Same as Above w/ 4" Chrome Plated Tailpiece	24	041193050557	
4201-3-3	Replacement Basket for 10	1	041193093967	
11	Standard Sink Basket Strainer, Stainless Steel Body and Basket. Neoprene Stopper w/ Chrome Plastic Post	24	041193014344	
11T	Same as Above w/ 4" Chrome Plated Tailpiece	24	041193055965	
4201-4-3	Replacement Basket for 11	1	041193114754	
16	Sink Basket Strainer, Brass Body w/ Stainless Steel Body and Basket. Deep Locking Cup. Neoprene Stopper. Length-3-3/4"	24	041193050816	
16BN	Same as 16 w/ Brass Nuts	24	041193095411	
16T	Same as 16 w/ 4" Chrome Plated Tailpiece	24	041193110145	
4201-3-3	Replacement Basket for 16	1	041193093967	
17	"Spin-N-Lock" Sink Basket Strainer, Stainless Steel Body w/ Stainless Steel Screw-In Basket	24	041193050823	
17BN	Same as 17 w/ Brass Nuts	24	041193000149	
17T	Same as 17 w/ 4" Chrome Plated Tailpiece	24	041193110275	
4201-17-3	Replacement Basket for 17	1	041193114730	
816	Cast Brass Body Sink Basket Strainer, Stainless Steel Basket w/ Brass Slide Post, Cast Brass Stopper and Brass Locknut. Heavy Duty Commercial Grade.	24	041193057648	
816T	Same as Above w/ 4" Chrome Plated 17 Ga. Tailpiece	24	041193126719	
				Bar Sink Strainers
3784	Junior Duo Bar Sink Strainer, Stainless Steel Body and Basket. Length 1-1/8"	30	041193071194	
3784BN	Same as 3784 w/ Brass Nuts	30	041193011732	
3784T	Same as 3784 w/ 4" Chrome Plated Tailpiece	24	041193113511	
4201-5-3	Replacement Basket for 3784	1	041193114761	
774	Duplex Sink Strainer, Brass Body w/ Flat Stainless Steel Strainer for 2-1/2" Opening	30	041193055187	
774BN	Same as 774 w/ Brass Nuts	24	041193011725	
774T	Same as 774 w/ 4" Chrome Plated Tailpiece	24	041193125422	
766B-1	Snap-in Grid for 774	1	041193125354	
774A	Tray Plug Sink Basket Strainer, Brass Body w/ Rubber Stopper for 2-1/2" Opening	30	041193049940	
774ABN	Same as 774A w/ Brass Nuts	30	041193019110	
774AT	Same as 774A w/ 4" Chrome Plated Tailpiece	24	04119312541	


Part No.	Description	Carton Qty.	U.P.C. Code
Bar Sink Strainers (continued)			
3785A	Standard Bar Sink Strainer, Brass Body and Stainless Steel Crumb Cup. Length - 2-1/8"	24	041193071200
3785ABN	Same as Above w/ Brass Nuts	24	041193011787
3785AT	Same as Above w/ 4" Chrome Plated Tailpiece	24	041193113528
4201-8-3	Replacement Basket for 3785A	1	041193114778
815B	Flat Top Sink Basket Strainer, Brass Body and Stainless Steel Strainer. Length - 1-7/8"	24	041193006134
815BT	Same as Above w/ 4" Chrome Plated Tailpiece	24	041193126634


Bar Sink Strainers (continued)



Repair Parts For Basket Strainers

4200-1-3	Die Cast Lock Nut For 14, 18, 774, 774A, 3784, 3785A and 815B	1	041193114686
4200-4-3	Brass Lock Nut for Threaded Body Strainers	1	041193114693
4202-1-3	Rubber Washer For 774, 774A, 3784 and 3785A	1	041193114785
4202-2-3	Rubber Washer For 6, 9, 10, 11, 14, 16, 17, 18, 815B And 816	1	041193114792
4202-3-3	Thick Rubber Washer For 6 and L7	1	041193114808
4203-2-3	Fiber Friction Washer For 6, 9, 10, 11, 14, 16, 17, 18, and 816	1	041193114822
4203-1-3	Friction Washer for 815B	1	041193114815





A
COMPLETE
LINE
OF SINK
ACCESSORIES





Dearborn Air Gaps Bring Dishwashers to Code

Air Gaps for automatic dishwashers are becoming part of the building code in many areas. These protect dishwashers from sewage back-flow and contamination from the drainage system. Made from tough chip-resistant plastic, Dearborn Brass Air Gaps are easily installed and available in designer colors to match designer sinks.



Liquid Soap/Lotion Dispensers

This superior "one-touch" dispenser system requires no priming. A measured amount is dispensed with a single pump. Features include a long-reach spout and top filling. Simple to install and an economical way to maintain hygiene standards. Available in White, Bone, Euro White and Chrome.

Decorator Sink Strainers

Accent and complement any kitchen decor with all-brass sink strainers in decorative finishes, designed for easy installation and lasting durability.

- All-brass construction
- Specially formulated hybrid finish
- Crack, peel and corrosion resistant

Decorator Disposer Flanges

Finishing Touches strainers and flanges provide homeowners with a choice of decorator finishes for their kitchens:

- UltraShine™ PVD polished brass
- Stylish chrome/polished brass combination

All are plated and polished to a lustrous finish that matches high-end faucets while resisting sink residue for easy cleanup. Easy to install and scratch resistant, they carry our limited lifetime warranty against tarnishing, corroding or discoloring.



In the open position, the basket serves as a strainer; when closed, it is a plug. Plus, the Disposer Flange matches, contrasts or adds a splash of color to the steel disposal trim of any sink. Our patented snap-in flange fits the contours of the original drain cover. Fits most disposals such as the popular In-Sink-Erator® and Waste King®.

*Use of manufacturer's name is for reference only



Part No.	Description	Carton Qty.	U.P.C. Code
Decorator Brass Strainer Assemblies			
7U	Boxed Brass Strainer, w/ Brass Basket and Stopper, UltraShine™ PVD Polished Brass	6	041193010506
7CHR	Brass Strainer, w/ Brass Basket and Stopper, Polished Chrome Finish	6	041193010537
Decorator Plastic Strainer Assemblies			
9BC	Plastic Strainer Assembly, Biscuit Color	12	041193084897
9BC-BX	Plastic Strainer Assembly, Biscuit Color, Boxed	12	041193018274
9WH	Plastic Strainer Assembly, White Color	12	041193084859
9WH-BX	Plastic Strainer Assembly, White Color, Boxed	12	041193011718
9BNE	Plastic Strainer Assembly, Bone Color	12	041193084866
9BNE-BX	Plastic Strainer Assembly, Bone Color, Boxed	12	041193011817
9EWH	Plastic Strainer Assembly, Euro-White Color	12	041193084873
9EWH-BX	Plastic Strainer Assembly, Euro-White Color, Boxed	12	041193018281
9BL	Plastic Strainer Assembly, Black Color	12	041193084880
9BL-BX	Plastic Strainer Assembly, Black Color, Boxed	12	041193018298
Decorator Brass Disposer Flanges			
D7U	Boxed Disposer Flange and Stopper, UltraShine™ PVD Polished Brass Finish, Boxed	6	041193010544
D7CHR	Disposer Flange and Stopper, Brass Polished Chrome Finish, Boxed	6	041193010551
Decorator Plastic Disposer Flanges			
D9BC	Disposer Flange Assembly, Biscuit Color, Clamshell	12	041193084941
D9BC-BX	Disposer Flange Assembly, Biscuit Color, Boxed	12	041193018304
D9WH	Disposer Flange Assembly, White Color, Clamshell	12	041193084903
D9WH-BX	Disposer Flange Assembly, White Color, Boxed	12	041193011640
D9BNE	Disposer Flange Assembly, Bowl, Bone Color, Clamshell	12	041193084910
D9BNE-BX	Disposer Flange Assembly, Bowl, Bone Color, Boxed	12	041193011664
D9EWH	Disposer Flange Assembly, Euro-White Color, Clamshell	12	041193084927
D9EWH-BX	Disposer Flange Assembly, Euro-White Color, Boxed	12	041193018311
D9BL	Disposer Flange Assembly, Black Color	12	041193084934
D9BL-BX	Disposer Flange Assembly, Black Color, Boxed	12	041193018328



Part No.	Description	Carton Qty.	U.P.C. Code
----------	-------------	-------------	-------------

Polished Brass Bar Strainer



23030	Bar Sink Strainer w/ Crumb Cup. Length 2-1/8", Polished Brass.	1	041193111463
-------	--	---	--------------

Decorator Plastic Lotion Dispensers



3WH	Lotion Dispenser, White Color	6	041193085023
3BNE	Lotion Dispenser, Bone Color	6	041193085047
3EWH	Lotion Dispenser, Euro-White Color	6	041193085030
3CHR	Lotion Dispenser, Chrome Color	6	041193091017
3BC	Lotion Dispenser, Biscuit Color	6	041193085115
3BL	Lotion Dispenser, Black Color	6	041193085061

Decorator Plastic Air Gaps



4WH	Decorative Air Gap, White Color	6	041193085085
4BNE	Decorative Air Gap, Bone Color	6	041193085108
4EWH	Decorative Air Gap, Euro-White Color	6	041193085092
4CHR	Decorative Air Gap, Chrome Color	6	041193093950
4BC	Decorative Air Gap, Biscuit Color	6	041193085115
4BL	Decorative Air Gap, Black Color	6	041193085122



DEARBORN® PLUMBING SPECIALTIES





PLUMBING ACCESSORIES

- FILL VALVES
- FILL VALVE COMPONENTS
- BRASS RODS
- FLAPPERS
- FLOAT BALLS
- FLUSH LEVERS
- FLUSH LEVER HANDLES
- FLUSH VALVES
- TOILET BOLTS & SCREWS
- TOILET REPAIR PARTS





Part No.	Description	Carton Qty.	U.P.C. Code
910001	6-3/16" Regular Fill valve, 9" refill tube and holder, printed box (A1)	36	041193128386
910001B	Same as above except all components packed in an individual bag	36	041193128393
910005	Same as above except all components packed separately in one carton, bulk	125	041193128461
910003	6-3/16" anti-siphon fill valve, 9" refill tube and holder, printed box (A51)	36	041193128430
910004	7-7/8" Anti-Siphon fill valve, 7-1/8" refill tube and holder, printed box (A52)	36	041193128447
910004B	Same as above except all components packed in an individual bag	36	041193128454
910008	Same as above except all components packed separately in one carton, bulk	100	041193128485
910002	9-7/8" Anti-Siphon fill valve, 7-1/8" refill tube and holder, printed box (A50)	36	041193128409
910002B	Same as above except all components packed in an individual bag	36	041193128416
910126	9" To 13" Adjustable Anti-Siphon Fill valve, 7-1/8" refill tube and holder, printed box (A62)	36	041193128515

Piston Valve Fill Valves



Bonnets




930281

Bonnet for Anti-Siphon Fill valve, (fits fill valves made prior to October, 1985). Top refill - 90° refill on leg. Includes top with arm, adjusting screw and diaphragm (11869-2).

50

041193026996



930014

Bonnet for regular fill valves, includes top with arm, adjusting screw and diaphragm (11869-3).

50

041193128713



930015

Bonnet for Anti-Siphon fill valves (fits fill valves made since October 1985). No top refill connection. Includes top with arm, adjusting screw and diaphragm (11869-4)

50

041193128720



930090

Bonnet for regular fill valve. Includes cover with arm

50

041193128911

Fill Valve Components



930100

Wing Coupling Nut - 5/8" Center Hole, plastic (1911-2)

100

041193128942



930101

Wing Coupling Nut - 1/2" Center Hole, plastic (1911-3)

100

041193128959



930103

9" Vinyl Refill Tube (190617)

100

041193128973

930109

Fill valve Shank Rubber Washer (190613)

100

041193128997

930110

Fill valve Flange Nut - Plastic (2007)

200

041193129000

930133

Tank Lever Nut, Brass


100

041193129116



Part No.	Description	Carton Qty.	U.P.C. Code
930012	Repair Kit (Bulk) Piston Assembly, Diaphragm and 4 Screw (11868-4)	50	041193128690
930025	Repair Kit (Bulk) Piston Assembly, Diaphragm and 1 Screw (11868)	50	041193128744
920127	8-11/16" Overflow Level (Printed Box). Vinyl flapper with 8-1/2" chain and hook, 1996 hex nut assembled (3903)	24	041193128560
920137	Same as above, bulk	25	041193128607
920197	8-11/16 " Overflow Level (Printed Box). Vinyl flapper with molded strap, 1996 hex nut assembled (3913)	24	041193128638
920199	Same as above except bulk packed with nuts separate (3913B)	25	041193128645

Fill Valve Repair Kits



Flush Valves



Part No.	Description	Carton Qty.	U.P.C. Code
----------	-------------	-------------	-------------

Flush Valves (continued)



920128

10-5/8" Overflow Level (Printed Box). Vinyl flapper with 12-1/4" chain and hook, 1996 hex nut assembled (3904)

24

041193128577

920138

Same as above except bulk packed with nuts separate (3904B)

25

041193128614



920200

10-11/16" Overflow Level, Vinyl flapper with molded strap

25

041193128652



Vinyl Flappers With Chain



930043

Three Way Vinyl Flapper (Printed Box). Fits plastic, brass, and old Crane® "57" flush valves. Includes 9" chain and hook (5980B)

24

041193128836

930020

Same as above, bulk

200

041193128737



930040

Vinyl Flapper (Printed Box) fits plastic flush valves, includes 9" chain and hook (4980)

24

041193128812

930002

Same as above, white box

24

041193128676

930003

Same as above, bulk (1926B)

200

041193128683

930041

Same as above, with trunion (printed box)

24

041193128829



930298

Clear Vinyl flapper w/ 9" chain and hook (printed box)

24

041193095015

930067

Same as above, bulk

200


041193089403

*Use of manufacturer's name is for reference only.




Part No.	Description	Carton Qty.	U.P.C. Code
930042TR	Timed Rate Flapper Kit (Bagged) Vinyl flapper w/ 9" chain, hook and baffles	24	041193081209
930045T	Three Way Vinyl Flapper (Printed Box). Fits plastic, brass, and old Crane® "57" flush valves	24	041193010483
930048	Same as above, bulk	200	041193128867
930051	Vinyl Flapper (Printed Box). Fits plastic flush valves	24	041193128874
930055	Same as above, bulk	200	041193128881
930068	Clear Vinyl Flapper w/ Strap, Bulk	200	
930039	Round Rubber Flapper (Printed Box). Reinforced heavy duty circle top for longer service life. Fits plastic flush valves, original equipment on Kohler®. Includes 8" chain and hook (4979)	24	041193128805
930001	Same as above, white box	24	041193128669
930037	Same as above, bulk (190040-B)	100	041193128782
930044T	Round Rubber Flapper With Trunion (Printed Box) Fits plastic and brass flush valves, original equipment on Kohler®. Includes 8" chain and hook (4979T)	24	041193013484
930036T	Same as above, white box	24	041193013477
930099	Trunion (Bulk). Adapts flappers to fit brass as well as plastic flush valves (190077)	100	041193128935


Water Saving Flappers



Vinyl Flappers With Molded Strap



Rubber Flappers



Vinyl Trunion

*Use of manufacturer's name is for reference only.

Flush Valve Components



930114	2" Flush Valve Flange Nut (1905) (Bulk)	100	041193129024
930115	2" Flush Valve Hex Nut (1996) (Bulk)	100	041193129031
930117	2" Extra Thick Beveled Washer (Bulk) (19004)	100	041193129048

Brass Float Rods



938080	8" Solid Brass Rod (Bulk)	100	041193129161
--------	---------------------------	-----	--------------

Tank Ball Floats



930118	Plastic Tank Float (Bulk). High Buoyancy, Black Polypropylene (P83)	100	041193129055
--------	---	-----	--------------

Bolt Caps



930125	Round Plastic Bolt Cap (Bulk), White, Snap-On (1912)	100	041193129079
--------	--	-----	--------------

Flush Levers




702007	Chrome, Plastic Spud And Nut, Round Brass Arm - 8"	100	041193123060
702011	Chrome, Plastic Spud And Nut, Flat Brass Arm,	100	041193123084
702016	Polished Brass, Zinc Spud And Nut, Round Brass Arm	24	041193123107
702033	Chrome, Plastic Spud And Nut, Round Brass Arm - 8"	24	041193123145
702034	Chrome, Zinc spud and Nut, Round Brass Arm - 8"	24	041193003928



Part No.	Description	Carton Qty.	U.P.C. Code
703002	Chrome, Zinc Spud And Nut, Flat Brass Arm - 8"	100	041193123213
703007	Chrome, Zinc Spud And Nut, Offset Flat Brass Arm	100	041193123268
703009	Chrome, Zinc Spud And Nut, Round Brass Arm - 8"	24	041193123275
703010	Chrome, Zinc Spud & Nut, Round Brass Arm - 8" (Bulk)	100	041193123282
716014	Chrome, Plastic Spud And Nut	100	041193124104
751002	Chrome, Plastic Spud And Nut, Plastic Arm - 8" (Bulk)	200	041193124647

Flush Levers (continued)



4922C	Oval Plastic Bolt Caps, White, Bagged, 2 Per	12	041193022301
4923C	Round Plastic Bolt Caps, White, Bagged, 2 Per	12	041193022356

Bolt Caps



4025	Closet Spuds, Red Brass With Brass Lock Nuts 2" x 2"	6	041193052971
4026	2" x 1-1/2"	6	041193113894
4028	1-1/2" x 1-1/2"	6	041193052988
4028A	1-1/2" x 1-1/4"	6	041193113900
4029	1-1/4" x 1-1/4"	6	041193113917
4030	1" x 3/4" Urinal Spud	6	041193113955
4031	1-1/4" x 3/4" Urinal Spud	6	041193113962
4032	1-1/2" x 3/4" Urinal Spud	6	041193113979

Closet Spuds



Spud Washers



7100	1-1/4", Flanged Spud Washer	25	041193123961
7101	1-1/2", Flanged Spud Washer	25	041193054708
7102	2", Flanged Spud Washer	25	041193054715
7105	1" x 3/4", Flanged Spud Washer	25	071193123985

Washer & Closet Gaskets



7555	Closet Bowl Gasket, Form Fit, Sponge Rubber w/ Molded-in Bolt Holes, 6-3/4" O.D. x 3-1/2" I.D. x 3/4" Thick, Bulk	10	041193055101
7556	Flanged Closet Bowl Gasket, Sponge Rubber, 5-3/8" O.D. x 3-1/2" I.D. x 3/4" Thick, Bulk	10	041193124739



7557	Tank-To-Bowl Gasket, For Close Coupled Connection, Sponge Rubber, for Unit Closet Combinations Standard 3-1/4" O.D. x 2-1/8" I.D. x 9/16" Thick	25	041193055118
------	---	----	--------------

Closet Screw Sets



8310C	Toilet Screw Set. Two 1/4" x 2-1/2" brass plated screws with stainless steel washers and bright plated brass cap nuts.	50	041193029409
8319C	Toilet Screw Set. Two 1/4" x 2-1/2" brass screws with stainless steel washers and bright plated brass cap nuts.	50	041193029454
8511C	Toilet Screw Set. Two 1/4" x 3-1/2" brass plated screws with stainless steel washers and bright plated brass cap nuts.	50	041193094674
8513C	Toilet Screw Set. Two 1/4" x 3-1/2" brass screws with stainless steel washers and bright plated cap nuts.	50	041193094698
8512C	Toilet Screw Set. 5/16" x 2-1/2" brass closet screws. 2 brass screws with nuts and washers.	50	041193094490

Closet Bolt Combinations and Sets




8330C	Toilet Bolt Set. Two 1/4" x 2-1/4" brass plated bolts with stainless steel washers and bright plated brass open end nuts.	50	041193029508
8336C	Toilet Bolt Set. Two 1/4" x 2-1/4" solid brass bolts with stainless steel washers and bright plated brass open end nuts.	50	041193029706
8331C	Toilet Bolt Set. Two 5/16" x 2-1/4" brass plated bolts with stainless steel washers and bright plated brass open end nuts	50	041193029553
8339C	Toilet Bolt Set. Two 1/4" x 3-1/2" solid brass bolts with stainless steel washers and bright plated brass open end nuts.	50	041193032683
8338C	Toilet Bolt Set. Two 5/16" x 2-1/4" solid brass bolts with stainless steel washers and bright plated brass open end nuts.	50	041193029751
8538C	Toilet Bolts, EZ SNAP, 5/16" x 2-1/4" Brass. Easy to snap off instead of cutting in hard to reach location.	50	041193094506
8525C	Toilet Bolts, 1/4" x 2-1/2" Plated, Oregon Pattern	50	041193030115



Part No.	Description	Carton Qty.	U.P.C. Code
8521C	Toilet Bolt and Screw Set. Two 1/4" x 2-1/4" brass plated bolts and two 1/4" x 2-1/2" brass plated screws, four stainless steel washers, four bright brass plated cap nuts.	50	041193030108
8545C	Tank to Bowl Bolts. Two 5/16" x 3" solid brass bolts, four brass washers, two brass hex nuts, two wing nuts and four rubber washers	50	041193030207
8546	Tank to Bowl Bolts. 5/16" x 3" tank-to-bowl close coupled bolts. 2 brass plated bolts, 4 nuts, 4 rubber washers and 4 brass plated washers	50	041193057907
8544C	Tank-to-Bowl Kit. Contains two 5/16" x 3" solid brass close coupled bolts, four brass washers, two brass hex nuts, two wing nuts, four rubber washers, one galvanized spud washer and one sponge washer.	50	041193030153
8545-03	Tank Bolt Washer, 1" x 1/4" x 1/8"	100	041193094537
4067	5" Lower Lift Rod, Brass, 100 Box	1	041193114204
4068	8-1/2" Upper Lift Rod, Brass, 100 Box	1	041193114211
4070C	Adjusto-Fit® Brass Rod And Ring w/ Brass Chain	12	041193021502
4081C	Lift Wire Set, Upper And Lower, 1 Set/Ea.	12	041193021809

Closet Bolt Combinations and Sets (continued)




Tank to Bowl Hardware



Tank Bolt Washers



Lift Wires



*Use of manufacturer's name is for reference only.

Toilet Seat Hinge Bolts



4154C

Seat Hinge Bolts, Plastic

6

041193022226

Toilet Tank Trays, Liners And Covers



4208

Toilet Tank Liner Kit, tank liner kit fits most makes of toilets. Includes polystyrene foam insulation. Complete kit for insulating toilet tanks against troublesome "sweat." Contains enough material to do a complete job. Includes a full print of mastic and applicator. Individually boxed. toilet tank trays, liners & covers

1

041193038968



4211




Toilet Tank Cover - All new replacement Speedy® Tank cover made of high-impact white plastic. High tension spring adjusts cover to fit rounded or beveled corner tanks wall-hung or free standing. Top has recess styling. An ideal replacement for broken tank tops. Individually boxed, 22-1/2" x 8-1/2"

1

041193053213

*Use of manufacturer's name is for reference only.



Part No.	Description	Carton Qty.	U.P.C. Code	
				Ground Joint Part Waste Connectors
1004	Male With Brass Collar 1-1/4" x 1-1/4" Male (Female Copper Sweat)	6	041193050434	
1005	1-1/2" x 1-1/2" Male (Female Copper Sweat)	6	041193050441	
R1006	1-1/4" x 1-1/2" Male (Female Copper Sweat)	6	041193105493	
B1005	1-1/2" Brass Ring	10	041193055903	
B1004	1-1/4" Brass Ring	10	041193055897	
				Female With Brass Collar
1012	1-1/4" x 1-1/4" Female, Ground Joint Waste Connector	6	041193106339	
1013	1-1/2" x 1-1/2" Female, Ground Joint Waste Connector	6	041193050458	
HD1013C	1-1/2" x 1-1/2" Female, Ground Joint Waste Connector, Ind. Bag, Display Box	6	041193015785	
1014	1-1/4" x 1-1/2" Female, Ground Joint Waste Connector	6	041193050465	
HD1014C	1-1/4" x 1-1/2" Female, Ground Joint Waste Connector, Ind. Bag, Display Box	6	041193015792	
				Drum Trap And Extension Covers
1021	Drum Trap Cover w/ Extended Hexagon Nut, Chrome Plated Die Cast 4-1/4" Diameter Coarse Thread, Washer, 1/Bag	10	041193049148	   
1022	Extension Cover Set w/ 5-1/4" Stainless Steel Cover, 3" Counter Sunk Plastic Plug, 1/4"-20 x 2-1/4" Brass Screw, 1 Set/Bag	10	041193057884	
1023	Adjustable Cover Style "A" w/ 5-1/4" Stainless Steel Cover, 3-1/4" to 4" Diameter, Self Adjusting, Includes Rubber Gasket, 1/Bag	10	041193057860	
1024	Adjustable Cover Style "B", Same as No. 1023 w/ Additional Steel Plate Rubber Gasket	10	041193057877	
				Shower Drains
1268	Shower Drain, Brass Body w/ 3-1/2" Grid, 2", Type M to Caulk	6	041193106384	
				Stainless Steel Extension Covers
1025-4	4" 24 Ga.	1	041193106384	
1025-5	5-1/4" 24 Ga.	1	041193106391	
1025-6	6" 24 Ga.	1	041193106407	
1025-8	8" 24 Ga.	1	041193106414	

Ice Maker Kits and Accessories



5222C

25' of 1/4" O.D. polyethylene tubing with self tapping saddle valve. Complete with compression union, ferrules and stiffeners

6

041193022561



5223C

25' of 1/4" O.D. copper tubing with self tapping saddle valve. Complete with compression union.

12

041193037077

Washing Machine Hoses




7632C

Discharge Hose

5 Ft. Washing Machine Discharge Hose with Formed Rubber Hook And Clamp. High Grade Black

6

041193026156



7633C

High Pressure Washing Machine Hoses

High Grade Rubber. 6 Ft. length w/ 3/4" Female Hose coupling both ends. For use on automatic washers. 1/Poly Bag
 4' Hose, 1/Poly Bag
 5' Hose, 1/Poly Bag

6

041193026200

7636C


6

041193026217

7637C

6

041193026224



7635C

High Pressure Washing Machine Hoses - Angled

Angled Hose Conn. Hooks To Washing Machine

6

041193026309

Dish Washer Disposer Hose Connectors



7983

Dishwasher-Disposal Connector, 1/Ea., Bagged

50

041193028655

Dish Washer Hoses

8001

5/8" I.D. x 50' Reinforced Dishwasher Hose, 1 Roll/Ea.

1

041193126108

8002

7/8" I.D. x 50' Reinforced Dishwasher Hose, 1 Roll/Ea.

1

041193126122



Part No.	Description	Carton Qty.	U.P.C. Code
3000	Basin Wrench, 11" Heavy Duty Handle, 1/2" to 1-1/8" Capacity, Patented Spring Action Jaw Repositions and Grips Nut After Each Turn, Bulk	12	041193052308
3003	Strainer Lock Nut Wrench w/ Hinged Jaw	1	041193052315
3007	Radiator Nipple Wrench, Capacity - 1/2", 3/4", 1-1/4" pipe crimpers	6	041193052339
3009	Basin Wrench, 15" Handle, 1/2" to 1-1/8" Capacity	1	041193052346
3010	Basin Wrench, Large Jaw w/ 15" Handle, Up to 2" Capacity, 1/Ea.	1	041193052353
3032	Tub Waste Wrench; One End Fits 1-1/4" Size, Other End Fits 1-1/2" Size	1	041193071484
3014	Drum Trap Plug Wrench; Four Sizes 3/4", 1", -1/8", 1-3/8", Square Sockets for Drum Trap Plugs, Drain Covers and Line Plugs	1	041193052377
3024D	P.O. Plug Wrench, Holds Pop-Up Plugs and Basket Strainers in Position and Keeps Them From Turning During Installation	1	041193052391
3030	Spud Wrench, 1"- 4" Capacity; Hardened Steel for Removal or Installation of Closet Spuds, Sink Strainers P.O. Plugs, Waste and Overflows, 1/Ea. Socket Wrenches	10	041193052407
3070	Strainer Wrench, Holds Basket Strainer Body in Position While Installation is Made (Use No. 3003 or 3017 Lock Nut)	6	041193052438

Drain Tools



Plungers



7502

6" Diameter, 18" Wood Handle

12

041193024848



7505

Force Cup-Samson® Force Cup Provides High capacity force against toilet and drain stoppages. High grade rubber construction for easy flexing and powerful thrust. Ribbed inside and outside for extra strength. Furnished with 18" Wood Handle.

5

041193024879

Bulk Slip Nuts – Brass



8006

1-1/2" x 1-1/2" Slip Nut w/ Washer, Chrome Plated

50

041193126146

8006R

1-1/2" x 1-1/2" Brass Nut, Unfinished

50

041193015938

8006PB

1-1/2" x 1-1/2" Brass Nut, Polished Brass

25

041193015945

8007

1-1/4" x 1-1/4" Slip Nut w/ Washer, Chrome Plated

50

041193126153

8007R

1-1/4" x 1-1/4" Brass Nut, Unfinished

50

041193015952

8008

1-1/2" x 1-1/4" Slip Nut w/ Washer, Chrome Plated

50

041193126160

8008R

1-1/2" x 1-1/4" Brass Nut, Unfinished

50

041193015969

8009

1-1/2" x 1-3/8" Slip Nut w/ Washer, Chrome Plated

50

041193126177

8009R

1-1/2" x 1-3/8" Brass Nut, Unfinished

50

041193015976

8011

2" x 2" Slip Nut w/ Washer, Chrome Plated

25

041193126238

Bulk Slip Nuts – Die Cast



8030

1-1/4" x 1-1/4" Die Cast Nut, Chrome Plated

50

041193006332

8030LW

1-1/4" x 1-1/4" Die Cast Nut, Chrome Plated, Less Washer

100

041193055453

8031

1-1/2" x 1-1/4" Die Cast Nut, Chrome Plated

50

041193050083

8031LW

1-1/2" x 1-1/4" Die Cast Nut, Chrome Plated, Less Washer

100

041193055460

8032

1-1/2" x 1-3/8" Die Cast Nut, Chrome Plated

50

041193055477

8033

1-1/2" x 1-1/2" Die Cast Nut, Chrome Plated

50

041193006349

8033LW

1-1/2" x 1-1/2" Die Cast Nut, Chrome Plated, Less Washer

100

041193055491

8034

2" x 2" Die Cast Nut, Chrome Plated

25

041193049384

8035

2" x 1-1/2" Die Cast Nut, Chrome Plated

25

041193126351

*Use of manufacturer's name is for reference only.



Part No.	Description	Carton Qty.	U.P.C. Code
HD8030C	Zinc Nut & Washer Slip Joint 1-1/4", Ind. Printed Bag, Display Box	25	041193028907
HD8033C	Zinc Nut & Washer Slip Joint 1-1/2", Ind. Printed Bag, Display Box	50	041193029058
HD8031C	Zinc Nut & Washer Slip Joint 1-1/4" x 1-1/2", Ind. Printed Bag, Display Box	25	041193028952
Nuts & Washers Ind. Bag			
Bulk Washers			
	Slip Joint Washers – Polyethylene		
7195	1-1/2" flanged washer, 1-5/16" I.D. x 1-23/32" O.D.	100	041193054814
7196	1-1/4" beveled S.J. washer, 1-1/4" I.D. x 1-29/64" O.D. x 7/64" thick.	100	041193054821
7197	1-1/2" beveled washer, bulk	100	041193054838
7198	1-1/2" x 1-1/4" beveled washer, bulk	100	041193054845
	Slip Joint Washers - Rubber		
7202	1-1/4" Regular, rubber, 1-1/4" I.D. x 1-7/16" O.D., 5/32" thick	100	041193054852
7203	1-1/2" Regular, rubber, 1-1/2" I.D. x 1-3/4" O.D., 3/16" thick	100	041193054869
7204	2" Regular, rubber, 1-15/16" I.D. x 2-1/8" O.D., 3/16" thick	100	041193049506
7210	1-1/2" x 1-1/4", rubber, 1-1/4" I.D. x 1-3/4" O.D., 5/32" thick	100	041193054890
	Special Slip Joint Washers		
7220	1-1/4" shallow, 1-7/16" O.D., 1-3/16" I.D., 1/8" thick	100	041193024633
7221	1-1/2" shallow, 1-11/16" O.D., 1-7/16" I.D., 1/8" thick	100	041193024633
Ind. Bagged Washers			
HD7202C	Rubber Slip Joint Washer 1-1/4", 3/Card, Ind. Printed Bag, Display Box	25	041193024633
HD7203C	Rubber Slip Joint Washer 1-1/2", 3/Card, Ind. Printed Bag, Display Box	50	041193024640
HD7210	Rubber Slip Joint Reducing Washers 1-1/2" x 1-1/4", Ind. Printed Bag, Display Box	25	041193054890



Flanges



Part Number	Description	Quantity	SKU
1097	3/8" O.D. for 1/4" Nom	50	041193107008
1098	1/2" O.D. for 3/8" Nom	50	041193107015
1099	5/8" O.D. for 1/2" Nom	50	041193102058
1099A	7/8" O.D. For 3/4" Nom	50	041193102065
H1099A	Flat Escutcheon 7/8" Copper, Bagged	25	041193025838
1099AB	7/8" O.D. For 3/4" Nom	250	041193107046
1099B	5/8" O.D. For 1/2" Nom	250	041193107053
1100	3/8" NPT	50	041193032294
HD1831C	Flange 3/8" IPS, Bagged	25	041193012555
1100B	3/8" NPT	250	041193107312
1101	1/2" NPT	50	041193102072
HD75C	Flange 1/2" IPS, Bagged	25	041193005656
1101A	3/4" NPT	50	041193102089
HD76C	Flange 3/4" IPS, Bagged	25	041193005700
1101AA	1" NPT	50	041193107343
1101B	1/2" NPT	250	041193107350
1102	1-1/4" O.D.	50	041193107367
HD72C	Flange Tube 1-1/4", Bagged	25	041193005557
1104	1-1/2" O.D.	50	041193107374
HD73C	Flange Tube 1-1/2", Bagged	25	041193005601
1104A	2" O.D.	50	041193107381
1105	1-1/4" NPT	50	041193102096
1106	1-1/2" NPT	50	041193107404
1106A	2" NPT	50	041193107411
1106B	1-1/2" NPT	250	041193107428



Part Number	Description	Quantity	SKU
1107A	3/8" O.D. For 1/4" Nom	50	041193107435
1107B	1/2" O.D. For 3/8" Nom	50	041193107442
1107C	5/8" O.D. For 1/2" Nom	50	041193107459
1107D	1 1/16" O.D. For Sweat Extension	50	041193107466
1109	3/8" I.P.S.	50	041193107473
1110	1/2" NPT	50	041193050021
1114	1-1/4" O.D.	50	041193107510
1114A	1-1/4" NPT	25	041193107527
1115	1-1/2" O.D.	50	041193107534
1115A	1-1/2" NPT	25	041193107541

Polished Brass

21585	Box Flange, 1-1/4" OD	1	041193110985
-------	-----------------------	---	--------------

Box Pattern Chrome Plated



1116	1-1/4" O.D.	25	041193107558
H1116	Flange Box Pattern 1-1/4" O.D., In Bag, Display Box	25	041193107558
1116A	1-1/4" NPT	12	041193107565
1117	1-1/2" O.D.	25	041193107572
H1117	Flange Box Pattern 1-1/4" O.D., In Bag, Display Box	25	041193107572
1117A	1-1/2" NPT	12	041193107589
1118	2" Deep Flange	25	041193015921

Polished Brass

21584	Deep Flange, 1-1/4" O.D.	1	041193110978
-------	--------------------------	---	--------------



Part No.	Description	Carton Qty.	U.P.C. Code
Copper Tube Sizes – H=Heavy Grade			
5340	1/2" Tube	12	041193054425
HD5340C	Floor & Ceiling Plate 1/2" Tube, Bagged	24	041193054432
5340H	5/8" O.D. .5 Nom	12	041193102331
5341	3/4" Tube	12	041193119957
HD5341C	Floor & Ceiling Plate 3/4" Tube, Bagged	24	041193054449
5341H	7/8" O.D. 3/4" Nom	12	041193119964
5342	1-1/8" O.D.	12	041193119988
5342H	1-1/8" O.D. 3/4"	12	041193102348
5343	1-3/8" O.D.	12	041193120021
5343H	1-3/8" O.D. 1-1/4"	12	041193102355
5344	1 1/2" Nom	12	041193120045
5344H	1-5/8" O.D. 1.5	12	041193102362
5345H	2-1/8" O.D. 2 Nom	12	041193120069
5346H	2-5/8" O.D. 2.5	12	041193120106
5347H	3-1/8" O.D. 3 Nom	12	041193120137
Iron Pipe Sizes – H=Heavy Grade			
5350	3/8" IPS	12	041193054456
5350H	3/8" IPS	12	041193120144
5351	1/2" IPS	12	041193054463
HD5351C	Floor & Ceiling Plate 1/2" IPS, Bagged	24	041193041319
5351H	1/2" IPS	12	041193120175
5352	3/4" IPS	12	041193054470
HD5352C	Floor & Ceiling Plate 3/4" IPS, Bagged	24	041193041320
5352H	3/4" IPS	12	041193120199
5353	1" IPS	12	041193054487
HD5353C	Floor & Ceiling Plate 1" IPS, Bagged	12	041193025821
5353H	1" IPS	12	041193120212
5354	1-1/4" IPS	12	041193054494
HD5354C	Floor & Ceiling Plate 1-1/4" IPS, Bagged	12	041193038975
5354H	1-1/4" IPS	12	041193120236
5355	1-1/2" IPS	12	041193054500
HD5355C	Floor & Ceiling Plate 1-1/2" IPS, Bagged	12	041193038982
5355H	1.5" IPS	12	041193120250
5356	2" IPS	12	041193102379
HD5356C	Floor & Ceiling Plate 2" IPS, Bagged	12	041193025845
5356H	2" IPS	12	041193120274
5357H	2.5" IPS	12	041193120298
5358H	3" IPS	12	041193120304
5359H	3.5" IPS	12	041193120311
5360H	4" IPS	12	041193120328
5361H	5" IPS	12	041193120335

Floor And Ceiling Plates



Copper Tube Sizes			
5340P	1/2" Nom	12	041193119940
5341P	3/4" Nom	12	041193119971
5342P	1" Nom	12	041193119995
5343P	1-1/4" Nom	12	041193120038
5344P	1-1/2" Nom	12	041193120052
Iron Pipe Sizes			
5351P	1/2" IPS	12	041193120182
5352P	3/4" IPS	12	041193120205
5353P	1" IPS	12	041193120229
5354P	1-1/4" IPS	12	041193120243
5355P	1-1/2" IPS	12	041193120267
5356P	2" IPS	12	041193120281

Plastic Split Flange



Snap Fittings & Adapters

	265A	Large Snap Fitting w/ Aerator, Elongated Standard Female threads w/ Male Thread Adapter	6	041193038845
	270C	Snap Coupler Set, Dual Threads (55/64" & 15/16") Small Snap Fitting w/ Aerator and Snap Coupler with 3/4" Male Hose Threads, 1/Ea.	25	041193008145
	274A	Large Snap Fitting w/ Aerator & No. 283A Adapter Dual Threads (55/64" and 15/16")	6	041193032843
	275A 279C	Snap Fitting, w/ Small Aerator Small Snap Coupler 3/4" Male Hose Threads, 1/Ea.	6 6	041193032850 041193008459
	281A	Small Snap Fitting, Dual Threads (55/64" & 15/16")	6	041193043962



Part No.	Description	Carton Qty.	U.P.C. Code
247C	Threads: Female-Inside Male-Outside Swivel Spray® Aerator w/ Chrome Plated. Brass Upper Section and White Plastic Lower Section, Patented diaphragm action automatically returns spray to aerated stream position when water is turned off.	6	041193007841
248C	Swivel Spray® Aerator, Same As 247C Except White Plastic Upper and Lower Section	6	041193007858
252C	Insta-Rinse® Swivel Spray® Aerator. Decorator Design. Chrome Plated Brass Upper and Lower Section. Same Deluxe Features as No. 247C. Fits Most Faucets, includes No. 1M Male Adapter, Water Saving	6	041193009494
280AWS	Water Saving Aerator, Dual Thread	6	041193041296
280WS	Water Saving Aerator, Dual Thread	6	041193041296
282C	Aerator, Dual Thread, 55/64"	6	041193008558
282A	Aerator, Dual Thread, 55/64" and 15/16" x 27	6	041139032812
282APB	Standard Dual Aerator, Polished Brass	6	041193024510
282U	Standard Dual Thread Aerator, Low Flow, 2.0 Gpm	6	041193057945
284A	Swivel Aerator, Dual Standard Threads 55/64" And 15/16" x 27 Threads	6	041193041159
287A	Standard Male Aerator 15/16" x 27 Threads	6	041190576553
287C	Male Aerator, 15/16" x 27 Threads	6	041193008701

Faucet Aerators



*Use of manufacturer's name is for reference only.



Faucet Aerators (continued)

		Threads: Female-Inside Male-Outside		
	288A	Small Female Aerator 3/4" x 27 Threads	6	041193041180
	289A	Male Aerator 3/8" NPT Threads (Youngstown®, Schiable®, Milwaukee®, etc.)	6	041193041197
	290A	Standard Female Aerator 55/64" x 27 Threads	6	041193032829
	290AF	Female Aerator, 13/16" x 24 Threads (Chicago Faucets®)	6	041193043986
	290AM	Male Aerator 11/16" x 27 Threads (Chicago Faucets®)	6	041193043993
	294C	Female Aerator 3/4" Hose Threads	6	041193008909
	295A	Universal Aerator w/ 3 Rubber Expansion Sleeves And Coin Slot Stud	6	041193041227
	297A	Small Male Aerator 13/16" x 27 Threads	6	041193032836
	297APB	Small Male Aerator, Polished Brass	6	041193040190

Aerator Displays




280WST	Water Saving Dual Thread Aerator Tube, Display, 6 Aerators per Plastic Tube 24 Tubes per Display Box	1	041193058560
282ST	Slotted Dual Thread Aerator Tube Display, 6 Aerators per Plastic Tube 24 Tubes Per Display Box	1	041193104816
282T	Standard Dual Thread Aerator Tube Display, 6 Aerators per Plastic Tube 24 Tubes Per Display Box	1	041193104830

*Use of manufacturer's name is for reference only.






Part No.	Description	Carton Qty.	U.P.C. Code
1M	Male Adapter 15/16" x 27 Threads (For Delta®, American Standard®)	6	041193038821
272A	Hose Adapter, Upper Section Male 13/16" x 27 Threads	6	041193041135
283A	Male Adapter 15/16" x 27 Threads (For Delta®, American Standard®)	6	041193041142
286A	Male Adapter 13/16" x 27 Threads (Kohler®, Union®)	6	041193038876
291A	Female Adapter 13/16" x 24 Threads (Chicago Faucets®)	6	041193041203
292A	Male Adapter 11/16" x 27 Threads (Chicago Faucets®)	6	041193041210
293A	Hose Adapter, Upper Section Dual	6	041193038883
296A	Female Adapter 3/4" Hose Threads	6	041193041234
299A	Female Adapter 3/4" x 27 Threads (Price Pfister®)	6	041193041258
52KW	Universal Slip-Over Adapter—2 Sleeves—Middle	6	041193041913
6KW	Male Adapter 3/8" NPT Threads (Youngstown®)	6	041193041883

Spout Adapters




*Use of manufacturer's name is for reference only.



Bulk Aerators

	W100KB	Standard Female Aerator 55/64" x 27 Threads, Bulk	500	041193105714
	W100MB	Standard Male Aerator 15/16" x 27 Threads, Bulk	500	041193105721
	W100MKB2	Standard Dual Aerator 55/64" And 15/16" x 27 Threads	500	041193105738
	W205KB	Small Female Aerator 3/4" x 27 Threads, Bulk	500	041193105745
	W205MB	Small Male Aerator 13/16" x 27 Threads, Bulk	500	041193105752
	WA610MKB2-2.2	Water Saving 2.2 Standard Dual Aerator 55/64" x 27 and 15/16" x 27" Threads	500	041193027078

Sink Spray Replacements

	202C	Spray Head	12	041193007704
	204C	Complete Unit With Universal Coupling, 1/Ea. Bag	6	041193007759


Sink Hole Covers

	1226	2" with Two Piece Head, Stainless Steel, Bulk	12	041193050663
	1227	1-3/4" with Two Piece Head, Stainless Steel, Bulk	24	041193109385
	1228	1-3/4" with One Piece Head, Chrome Plated Steel, Bulk	24	041193109392
	1228E	1-3/4" With One Piece Head, Economy, Chrome Plated Steel, Bulk	24	041193109408
	1229C	1-1/2" Snap-In, Stainless Steel, 1/Ea.	12	041193038906
	1230	2" with One Piece Head, Chrome Plated. Steel, Bulk	24	041193109439



Part No.	Description	Carton Qty.	U.P.C. Code
1256	Strainer w/ 3 Prongs, 1-7/8"	25	041193050670
1257	Strainer w/ 3 Prongs, 1-5/8"	25	041193050687
2104M	Strainer Basket, Stainless Steel w/ Metal Post, Bulk	20	041193110794
43LF	5' Aluminum Shower Rod, Less Flanges	50	041193114976
45C	5' Aluminum Shower Rod, with Flanges	6	041193044051
46LF	6' Aluminum Shower Rod, Less Flanges	50	041193115799
65LF	5' Chrome Plated Brass Shower Rod, 20 Gauge, less flange	1	041193122001
48C	5-1/2' Stainless Steel Rod, Poly Bagged w/ Header Card and Flanges	6	041193005502
80	Shower Rod Flange w/ Screw, ea./Bag	50	041193055439
81	Shower Rod Flange, Die Cast w/ Screw, ea./Bag	50	041193126405
82	Corner Shower Frame Flange	1	041193126924
83	Shower Rod Holder, Adjustable, Plastic	50	041193127068
84	Shower Rod Holder, Adjustable, Die Cast Aluminum	50	041193127594
87	Shower Rod Holder, Adjustable, Brass	25	041193128041

Strainers




Basket Strainer Parts



Shower Rods & Supports







Shower Flanges












Shower Rod Holders




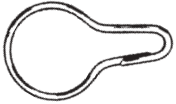
Part No.	Description	Carton Qty.	U.P.C. Code
Add-on Showers			
	R100	1	041193050427
	100-510	1	041193105967
	100-523	1	041193102027
	100-533	1	041193105981
	104	1	041193102041
	104-540	1	041193106636
	107	1	041193106766

Shower Arms and Flange			
	89F	10	041193033673
	90F	10	041193055880



Part No.	Description	Carton Qty.	U.P.C. Code	
				Water-Saving Shower Heads
122WS	Shower Head, Chrome Plated Brass	1	041193109248	
123CWS	Shower Head, White Plastic, Water Saving	6	041193032867	
126CWS	Same As 126WS Except Plastic Ball Joint	6	041193006516	
128CWS	Shower Head, Chrome Plated Plastic With Brass Ball Joint, Black Plastic Face, Water Saving	6	041193006585	
6001CW	Aerating Showerhead, Chrome Plated Brass, Water Saving	6	041193030412	
6002CW	Same As 6001CW With Push Button Control	6	041193030429	
				Tub Spouts
351C	Diverter Spout With 1/2" M.I.P. Adapter For Personal Showers. Tapped 3/4" F.I.P. With 3/4" x 1/2" Face Bushing, Die Cast. Chrome Plated.	12	041193009050	
357C	Diverter Spout Convenient Lift Lever Diverts Water To Shower. Returns Water Flow To Tub When Water Is Turned Off. Tapped 3/4" F.I.P. With 3/4" x 1/2" Face Bushing. Die Cast, Chrome Plated.	12	041193015471	
359A	Diverter Spout Tapped 3/4" F.I.P. Solid Brass, Chrome Plated.	12	041193052667	



Part No.	Description	Carton Qty.	U.P.C. Code
Tub Spouts (continued)			
	364C Adjustable Diverter Spout Adjusts From 1-1/2" to 2-7/8" From Finished Wall. Slip On Connect For 5/8" O.D. Copper Tube With Set Screw. Die Cast, Chrome Plated.	12	041193040411
	365C Diverter Spout Tapped 1/2" F.I.P. at Front of Spout. Die Cast, Chrome Plated.	12	041193041975
	34019 Spout Shield, Rubber, Fits 1/2" Copper or IPS Pipe	100	038753340197
Shower Curtain Pins			
	1056 Shower Curtain Pins, Plated Steel, 1-3/8", 100/Ea.	100	041193050533



Part Number	Description	Page	Category	Part Number	Description	Page	Category
1M	Male Adapter 1/2" x 27 Threads (For Delta®, American Standard®)	89	26	65LF	5' Chrome Plated Brass Shower Rod, 20 Ga., Less Flange	91	26
3BC	Lotion Dispenser, Biscuit Color	66	25	78A-1	1-1/2" x 16" Center To Center End Outlet Waste Slip Joint w/ Baffle Tee - 20 Ga.	14	21
3BL	Lotion Dispenser, Black Color	66	25	78A-17-1	1-1/2" x 16" Center To Center End Outlet Waste Slip Joint w/ Baffle Tee - 17 Ga.	14	21
3BN	Thumbscrew Sink Basket Strainer	60	25	78A-17BN-1	1-1/2" x 16" Center To Center End Outlet Waste Slip Joint w/ Baffle Tee - 17 Ga. w/ Brass Nuts	14	21
3BNE	Lotion Dispenser, Bone Color	66	25	79A-1	1-1/2" x 16" Center To Center Outlet Waste Slip Joint w/ Baffle Tee - 20 Ga.	15	21
3CHR	Lotion Dispenser, Chrome Color	66	25	80	Shower Rod Flange w/ Screw	91	26
3EWH	Lotion Dispenser, Euro-White Color	66	25	81	Shower Rod Flange, Die Cast w/ Screw,	91	26
3WH	Lotion Dispenser, White Color	66	25	81A-1	1-1/2" x 16" Center To Center End Outlet Waste Hi-Line w/ Baffle Tee - 20 Ga.	14	21
4BC	Decorative Air Gap, Biscuit Color	66	25	82	Corner Shower Frame Flange	91	26
4BL	Decorative Air Gap, Black Color	66	25	83	Shower Rod Holder, Adjustable, Plastic	91	26
4BNE	Decorative Air Gap, Bone Color	66	25	83A-1	1-1/2" x 16" Center To Center Outlet Waste Hi-Line w/ Baffle Tee - 20 Ga.	15	21
4CHR	Decorative Air Gap, Chrome Color	66	25	84	Shower Rod Holder, Adjustable, Die Cast Aluminum	91	26
4EWH	Decorative Air Gap, Euro-White Color	66	25	87	Shower Rod Holder, Adjustable, Brass	91	26
4WH	Decorative Air Gap, White Color	66	25	89-17-1	1-1/2" x 25-1/2" Washing Machine Trap NPT-17 Ga.	14	21
6	"Super 6" Sink Basket Strainer	60	25	89F	6" Shower arm with flange	92	26
6KW	Male Adapter 3/8" NPT Threads (Youngstown®)	89	26	90F	10" Shower arm with flange	92	26
6T	Same as 6 w/ 4" Chrome Plated Tailpiece	60	25	100-17-1	1-1/2" x 13" Center to End Disposer Kit, 17 Ga.	21	21
7CHR	Brass Strainer, w/ Brass Basket and Stopper, Polished Chrome Finish	65	25	100-20-1	1-1/2" x 13" Center to End Disposer Kit, 20 Ga.	21	21
7U	Brass Strainer, w/ Brass Basket and Stopper, UltraShine™ PVD Polished Brass Finish	65	25	100-22-1	1-1/2" x 13" Center to End Disposer Kit, 22 Ga.	21	21
9	Economy Sink Basket Strainer, ABS Body w/ Stainless Steel Rim and Basket.	60	25	100-510	Tee And Flange Kit For #59 Frame	92	26
9BC	Plastic Strainer Assembly, Biscuit Color	65	25	100-523	3/8" x 30" Straight Riser, Chrome Plated Brass	92	26
9BC-BX	Plastic Strainer Assembly, Biscuit Color, Boxed	65	25	100-533	3/8" x 24" Bent Riser, Chrome Plated Brass (see No. 8462 to attach 100-523 + 100-533)	92	26
9BL	Plastic Strainer Assembly, Black Color	65	25	104	Chrome plated over rim diverter spout	92	26
9BL-BX	Plastic Strainer Assembly, Black, Boxed	65	25	104-540	Bracket For No. 104	92	26
9BNE	Plastic Strainer Assembly, Bone Color	65	25	107	Basement Shower w/ Soap Dish and 1/2" x 21" Bent riser	92	26
9BNE-BX	Plastic Strainer Assembly, Bone Color, Boxed	65	25	108A-1	1-1/2" x 16" Center To Center End Outlet Waste Slip Joint - 20 Ga.	14	21
9EWH	Plastic Strainer Assembly, Euro-White Color	65	25	108B-1	1-1/2" x 21" Center To Center End Outlet Waste Slip Joint - 20 Ga.	14	21
9EWH-BX	Plastic Strainer Assembly, Euro-White Color, Boxed	65	25	109-20-1	1-1/2" x 24" Center To Center 3 Part End Outlet Waste Slip Joint - 20 Ga.	14	21
9WH	Plastic Strainer Assembly, White Color	65	25	111A-1	1-1/2" x 16" Center To Center End Outlet Waste Slip Joint - 17 Ga.	14	21
9WH-BX	Plastic Strainer Assembly, White Color, Boxed	65	25	111ABN-1	1-1/2" x 16" Center To Center End Outlet Waste Slip Joint - 17 Ga. w/ Brass Nuts	14	21
10	Standard Sink Basket Strainer, Stainless Steel Body and Basket.	61	25	114A-1	1-1/2" x 16" Center To Center Outlet Waste Slip Joint - 20 Ga.	15	21
10T	Same as 10 w/ 4" Chrome Plated Tailpiece	61	25	114B-1	1-1/2" x 21" Center To Center Outlet Waste Slip Joint - 20 Ga.	15	21
11	Standard Sink Basket Strainer, Stainless Steel Body and Basket.	61	25	117A-1	1-1/2" x 16" Center To Center Outlet Waste Slip Joint - 17 Ga.	15	21
11T	Same as 11 w/ 4" Chrome Plated Tailpiece	61	25	121A-1	1-1/2" x 16" Center To Center End Outlet Waste Hi-Line - 20 Ga.	14	21
12	Medium Cup Basket Strainer, Stainless Steel Body and Basket.	60	25	121B-1	1-1/2" x 21" Center To Center End Outlet Waste Hi-Line - 20 Ga.	14	21
14	Shallow Cup Basket Strainer, Stainless Steel Body and Basket Shallow Locking Cup.	60	25	122WS	Water-Saving Shower Head, Chrome Plated Brass.	93	26
14T	Same as 14 w/ 4" Chrome Plated Tailpiece	60	25	123A-1	1-1/2" x 16" Center To Center Outlet Waste Hi-Line - 20 Ga.	15	21
15	"Snap-N-Tite" Sink Basket Strainer, Stainless Steel Body and Basket.	60	25	123B-1	1-1/2" x 21" Center To Center Outlet Waste Hi-Line - 20 Ga.	15	21
15BN	Same as 15 w/ Brass Nuts.	60	25	123CWS	Water-Saving Shower Head, White Plastic	93	26
15T	Same as 15 w/ 4" Chrome Plated Tailpiece	60	25	126CWS	Same As 126WS Except Plastic Ball Joint	93	26
16	Sink Basket Strainer, Brass Body w/ Stainless Steel Body and Basket.	61	25	128CWS	Water-Saving Shower Head, Chrome Plated Plastic With Brass Ball Joint, Black Plastic Face	93	26
16BN	Same as 16 w/ Brass Nuts	61	25	131A-1	1-1/2" x 16" Center To Center End Outlet Waste Hi-Line - 17 Ga.	14	21
16T	Same as 16 w/ 4" Chrome Plated Tailpiece	61	25	131ABN-3	1-1/2" x 16" Center To Center End Outlet Waste Hi-Line - 17 Ga. w/ Brass Nuts, Unfinished	14	21
17	"Spin-N-Lock" Sink Basket Strainer, Stainless Steel Body w/ Stainless Steel Screw-In Basket	61	25	133A-1	1-1/2" x 16" Center To Center Outlet Waste Hi-Line - 17 Ga.	15	21
17BN	Same as 17 w/ Brass Nuts	61	25				
17T	Same as 17 w/ 4" Chrome Plated Tailpiece	61	258				
18	Sink Basket Strainer, Stainless Steel Body and Basket.	60	25				
18BN	Same as 18 w/ Brass Nuts	60	25				
18T	Same as 18 w/ 4" Chrome Plated Tailpiece	60	25				
43LF	5' Aluminum Shower Rod, Less Flanges	91	26				
45C	5' Aluminum Shower Rod, with Flanges	91	26				
46LF	6' Aluminum Shower Rod, Less Flanges	91	26				
48C	5-1/2' Stainless Steel Rod, Poly Bagged w/ Header Card and Flanges	91	26				
50-3	1-1/2" x 16" Center To Center End Outlet Waste LA Code - 20 Ga., Unfinished	15	21				
52KW	Universal Slip-Over Adapter—2 Sleeves—Middle	89	26				



Part Number	Description	Page	Category	Part Number	Description	Page	Category
137-1	7" Waste Arm Slip Joint For 16" Center Outlet - 20 Ga.	16	21	279C	Small Snap Coupler 3/4" Male Hose Threads	86	26
137-17BN-1	7" Waste Arm Slip Joint For 16" Center Outlet - 17 Ga. Brass Nuts	16	21	280AWS	Water Saving Aerator, Dual Thread	87	26
137B-17BN-3	11" Waste Arm Slip Joint For 16" Center Outlet - 17 Ga., Brass Nuts, Unfinished	16	21	280WS	Water Saving Aerator, Dual Thread	87	26
137C-1	15" Waste Arm Slip Joint For 16" End Outlet - 20 Ga.	16	21	280WST	Water Saving Dual Thread Aerator Tube, Display Box	88	26
137C-17-1	15" Waste Arm Slip Joint For 16" End Outlet - 17 Ga.	16	21	281A	Small Snap Fitting, Dual Threads (55/64" & 15/16")	86	26
137C-17BN-1	15" Waste Arm Slip Joint For 16" End Outlet - 17 Ga. w/ Brass Nuts	16	21	282A	Aerator, Dual Thread, 55/64" and 15/16" x 27, Blister Box	87	26
137C-17BN-3	15" Waste Arm Slip Joint For 16" End Outlet - 17 Ga. w/ Brass Nuts, Unfinished	16	21	282APB	Standard Dual Aerator, Polished Brass	87	26
137CBN-3	15" Waste Arm Slip Joint For 16" End Outlet - 20 Ga. w/ Brass Nuts, Unfinished	16	21	282C	Aerator, Dual Thread, 55/64", Corded	87	26
137D-1	20" Waste Arm Slip Joint For 21" End Outlet - 20 Ga.	16	21	282ST	Slotted Dual Thread Aerator Tube Display	88	26
137E-1	23" Waste Arm Slip Joint for 24" End Outlet - 20 Ga.	16	21	282T	Standard Dual Thread Aerator Tube Display	88	26
137E-17-1	23" Waste Arm Slip Joint For 24" End Outlet - 17 Ga.	16	21	282U	Standard Dual Thread Aerator, Low Flow, 2.0 Gpm	87	26
137E-17BN-3	23" Waste Arm Slip Joint For 24" End Outlet - 17 Ga., w/ Brass Nuts, Unfinished	16	21	283A	Male Adapter 15/16" x 27 Threads (For Delta®, American Standard®)	89	26
137EBN-3	23" Waste Arm Slip Joint For 24" End Outlet - 20 Ga. w/ Brass Nuts, Unfinished	16	21	284A	Swivel Aerator, Dual Standard Threads 55/64" And 5/16" x 27 Threads, Blister Box	87	26
138-1	7" Waste Arm Hi-Line For 16" Center Outlet - 20 Ga.	16	21	286A	Male Adapter 13/16" x 27 Threads (Kohler®, Union®)	89	26
138B-17-1	11" Waste Arm Hi-Line - 17 Ga.	16	21	287A	Standard Male Aerator 15/16" x 27 Threads, Blister Box	87	26
138C-1	15" Waste Arm Hi-Line For 16" End Outlet - 20 Ga.	16	21	287C	Male Aerator, 15/16" x 27 Threads, Corded	87	26
138C-17-1	15" Waste Arm Hi-Line For 16" End Outlet - 17 Ga.	16	21	288A	Small Female Aerator 3/4" x 27 Threads, Blister Box	88	26
138D-1	20" Waste Arm Hi-Line For 21" End Outlet - 20 Ga.	16	21	289A	Male Aerator 3/8" NPT Threads (Youngstown®, Schiabe®, Milwaukee®, etc.), Blister Box	88	26
138E-17-1	23" Waste Arm Hi-Line For 24" End Outlet - 17 Ga.	16	21	290A	Standard Female Aerator 55/64" x 27 Threads, Blister Box	88	26
153-1	1-1/2" End Outlet Tee - 20 Ga. For Slip Joint End Outlet Waste	15	21	290AF	Female Aerator, 13/16" x 24 Threads (Chicago Faucets®)	88	26
163B-1	1-1/2" Hi-Line Nipple Only	15	21	290AM	Male Aerator 11/16" x 27 Threads (Chicago® Faucets)	88	26
202-1	Chain & Stopper bath waste with 17 Ga. chrome plated brass tubing rough-in	43	24	291A	Female Adapter 13/16" x 24 Threads (Chicago® Faucets)	89	26
202-3	Same as 202-1 w/ unfinished tubing - 17 Ga.	43	24	292A	Male Adapter 11/16" x 27 Threads (Chicago® Faucets)	89	26
202C	Replacement Spray Head	90	26	293A	Hose Adapter, Upper Section Dual	89	26
204C	Complete Unit With Universal Coupling, 1/Ea. Bag	90	26	294C	Female Aerator 3/4" Hose Threads, Corded	88	26
208-3	Same as 202-3 w/ 1-1/2" tailpiece - 17 Ga.	43	24	295A	Universal Aerator w/ 3 Rubber Expansion Sleeves And Coin Slot Stud, Blister Box	88	26
226-3	Trip-Lever bath waste with 17 Ga. brass tubing rough-in	44	24	296A	Female Adapter 3/4" Hose Threads	89	26
226C-3	Same as 226-3, w/ Condensate Top Ell	44	24	297A	Small Male Aerator 13/16" x 27 Threads, Blister Box	88	26
227-3	Uni-Lift bath waste with 17 Ga. brass tubing	45	24	297APB	Small Male Aerator, Polished Brass	88	26
227C-3	Same as 227-3 w/ Condensate Top Ell	45	24	299A	Female Adapter 3/4" x 27 Threads (Price Pfister®)	89	26
227D-3	Uni-Lift bath waste with 17 Ga. brass tubing rough-in for direct outlet	45	24	351C	Diverter Tub Spout With 1/2" M.I.P. Adapter For Personal Showers.	93	26
227H-3	Uni-Lift bath waste with 17 Ga. brass tubing rough-in for direct outlet	45	24	357C	Diverter Tub Spout	93	26
227S-3	Uni-Lift bath waste with 17 Ga. brass tubing rough-in for side outlet	46	24	359A	Diverter Tub Spout	26	
228-3	Touch-Toe bath waste with 17 Ga. brass tubing rough-in	43	24	364C	Adjustable Diverter Spout	94	26
230-3	Trip-Lever bath waste with 17 Ga. brass tubing rough-in for Whirlpool tubs	44	24	365C	Diverter Spout Tapped 1/2" F.I.P. at Front of Spout	94	26
235-3	Uni-Lift bath waste with 17 Ga. brass tubing rough-in for Chicago Code through the wall applications	43	24	401-17-1	1-1/4" Wall Tube - 17 Ga.	13	21
247C	Swivel Spray® Aerator w/ Chrome Plated. Brass Upper Section and White Plastic Lower Section	87	26	401A-17-1	1-1/4" Wall Tube - 17 Ga. 3" Longer	13	21
248C	Swivel Spray® Aerator, Same As 247C Except White Plastic Upper and Lower Section	87	26	401B-17-1	1-1/4" Wall Tube 15" - 17 Ga.	13	21
252C	Insta-Rinse® Swivel Spray® Aerator.	87	26	401C-17-1	1-1/4" Wall Tube 21" - 17 Ga.	13	21
265A	Large Snap Fitting w/ Aerator	86	26	401D-17-1	1-1/4" Wall Tube 33" - 17 Ga.	13	21
270C	Snap Coupler Set, Dual Threads (55/64" & 15/16")	86	26	401E-17-1	1-1/4" Wall Tube 45" - 17 Ga.	13	21
272A	Hose Adapter, Upper Section Male 13/16" x 27 Thread	89	26	401F-17-1	1-1/4" Wall Tube 57" - 17 Ga.	13	21
274A	Large Snap Fitting w/ Aerator & No. 283A Adapter Dual Threads (55/64" and 15/16")	86	26	402-17-1	1-1/2" Wall Tube - 17 Ga.	13	21
274C	Snap Fitting, Dual Thread	86	26	402A-17-1	1-1/2" Wall Tube - 17 Ga. 3" Longer	13	21
275A	Snap Fitting, w/ Small Aerator	86	26	402B-17-1	1-1/2" Wall Tube 15" - 17 Ga.	13	21
				402C-17-1	1-1/2" Wall Tube 21" - 17 Ga.	13	21
				402D-17-1	1-1/2" Wall Tube 33" - 17 Ga.	13	21
				402E-17-1	1-1/2" Wall Tube 45" - 17 Ga.	13	21
				402F-17-1	1-1/2" Wall Tube 57" - 17 Ga.	13	21
				507-1	1-1/4" x 12" Semi-Cast P-Trap - 17 Ga., w/ Deep Flange and Brass Nuts	24	22
				510-1	1-1/2" x 12" Semi-Cast P-Trap - 17 Ga., w/ Deep Flange and Brass Nuts	24	22
				515FLX-3	Supply Line/Stop Cover Trap (3/8" - 1/2")	25	22
				515FST-3	Offset Cover Trap (1-1/4" - 1-1/2")	25	22
				515KIT-3	Cover Trap Kit, (1) P-Trap & (2) Supply Line Covers	25	22



Part Number	Description	Page	Category	Part Number	Description	Page	Category
515KOF-3	Cover Trap Kit, (1) P-Trap, (2) Supply Line Covers & (1) Offset Cover	25	22	707-1	1-1/4" P-Trap w/ Center Outlet - 17 Ga.	10	21
515TRP-3	P-Trap Cover (1-1/4" - 1-1/2")	25	22	707A-1	1-1/4" P-Trap w/ Center Outlet - 17 Ga. 3" longer	10	21
580-1	1-1/2" Semi-Cast Sink-Trap NPT w/ Clean Out	24	22	707BN-1	1-1/4" P-Trap w/ Center Outlet - 17 Ga. w/ Brass Nuts	10	21
650-1	1-1/4" J-Bend L/Center Outlet - 20 Ga.	12	21	707DF-1	1-1/4" P-Trap w/ Center Outlet - 17 Ga. w/ Deep Flange	10	21
651-1	1-1/2" J-Bend L/Center Outlet - 20 Ga.	12	21	708-1	1-1/2" P-Trap w/ Center Outlet - 20 Ga.	10	21
652-1	1-1/4" J-Bend L/Center Outlet - 17 Ga.	12	21	710-1	1-1/2" P-Trap w/ Center Outlet - 17 Ga.	10	21
653-1	1-1/2" J-Bend L/Center Outlet - 17 Ga.	12	21	710ADF-1	1-1/2" P-Trap w/ Center Outlet - 17 Ga. w/ Deep Flange, 3 longer	10	21
654-1	1-1/2" Sink J-Bend w/ Ground Joint - 20 Ga.	13	21	710BN-1	1-1/2" P-Trap w/ Center Outlet - 17 Ga. w/ Brass Nuts	10	21
654W-1	1-1/2" Sink J-Bend w/ Washer Joint - 20 Ga.	12	21	710DF-1	1-1/2" P-Trap w/ Center Outlet - 17 Ga. w/ Deep Flange	10	21
655-1	1-1/2" Sink J-Bend w/ Ground Joint - 17 Ga.	13	21	710GBN-1	1-1/2" P-Trap w/ Center Outlet - 17 Ga. w/ Ground Joint & Brass Nuts	10	21
655BN-1	1-1/2" Sink J-Bend w/ Ground Joint - 17 Ga. w/ Brass Nuts	13	21	710GDFBN-1	1-1/2" P-Trap w/ Center Outlet - 17 Ga. w/ Ground Joint, Deep Flange & Brass Nuts	10	21
655BN-3	1-1/2" Sink J-Bend w/ Ground Joint - 17 Ga. w/ Brass Nuts, Unfinished	13	21	710GDFBN-3	1-1/2" P-Trap w/ Center Outlet - 17 Ga. w/ Ground Joint, Deep Flange & Brass Nuts, Unfinished	10	21
655W-1	1-1/2" Sink J-Bend w/ Washer Joint - 17 Ga.	12	21	711A-1	1-1/4" P-Trap, Low Inlet Tube - 17 Ga.	10	21
656W-1	1-1/4" Sink J-Bend w/ Washer Joint - 20 Ga.	12	21	714A-1	1-1/2" P-Trap, Low Inlet Tube - 17 Ga.	10	21
700-1	1-1/4" P-Trap without cleanout - 20 Ga.	9	21	718-1	1-1/4" S-Trap - 20 Ga.	13	21
700A-1	1-1/4" P-Trap without cleanout - 20 Ga. 3" Longer Wall Tube	9	21	718DF-1	1-1/4" S-Trap - 20 Ga. w/ Deep Flange	13	21
700BN-1	1-1/4" P-Trap without cleanout - 20 Ga. w/ Brass Nuts	9	21	719-1	1-1/4" S-Trap - 17 Ga.	13	21
700DF-1	1-1/4" P-Trap without cleanout - 20 Ga. w/ Deep Flange	9	21	719DFBN-1	1-1/4" S-Trap - 17 Ga. w/ Deep Flange Brass Nuts	13	21
700DFBN-1	1-1/4" P-Trap without cleanout - 20 Ga. w/ Deep Flange & Brass Nuts	9	21	720-1	1-1/2" S-Trap - 20 Ga.	13	21
700R-1	1-1/4" Repair Trap - 20 Ga.	10	21	720DF-1	1-1/2" S-Trap - 20 Ga. w/ Deep Flange	13	21
701-1	1-1/4" P-Trap without cleanout - 17 Ga.	9	21	722-1	1-1/2" S-Trap - 17 Ga.	13	21
701A-1	1-1/4" P-Trap without cleanout - 17 Ga. 3" Longer Wall Tube	9	21	722DFBN-1	1-1/2" S-Trap - 17 Ga. w/ Deep Flange & Brass Nuts	13	21
701ADF-1	1-1/4" P-Trap without cleanout - 17 Ga. w/ Deep Flange 3" Longer	9	21	725BN-1	1-1/4" S-Trap - 17 Ga., w/ Center Outlet and Brass Nuts	13	21
701BN-1	1-1/4" P-Trap without cleanout - 17 Ga. w/ Brass Nuts	9	21	726BN-1	1-1/2" S-Trap w/ Cleanout, Center Outlet, 17 Ga. & Brass Nuts	13	21
701DF-1	1-1/4" P-Trap without cleanout - 17 Ga. w/ Deep Flange	9	21	727DFBN-6-1	1-1/2" x 1-1/4" Sink Trap w/ Center Outlet & 6" (SWT) Extension, Deep Flange & Brass Nuts	11	21
701DFBN-1	1-1/4" P-Trap without cleanout - 17 Ga. w/ Deep Flange & Brass Nuts	9	21	730GABN-6-1	1-1/2" x 1-1/4" Sink Trap w/ Schedule 40 ABS Adapter, Ground Joint, Cover Tube & Esc., Brass Nuts, Polished Brass	11	21
701G-1	1-1/4" P-Trap without cleanout - 17 Ga. w/ Ground Joint	9	21	730GPPB-6-1	1-1/2" x 1-1/4" Sink Trap w/ Schedule 40 PVC Adapter, Ground Joint, Cover Tube & Esc., Brass Nuts	11	21
701GDFBN-1	1-1/4" P-Trap without cleanout - 17 Ga. w/ Ground Joint, Deep Flange & Brass Nuts	9	21	730GPPB-3	1-1/2" x 1-1/4" Sink Trap w/ Schedule 40 PVC Adapter, Ground Joint, Cover Tube & Esc. Polished Brass, Brass Nuts	11	21
702-1	1-1/2" P-Trap without cleanout - 20 Ga.	9	21	732GPPB-6-1	1-1/2" x 1-1/4" Sink Trap w/ Center Outlet, Schedule 40 PVC Adapter, Ground Joint, Cover Tube & Esc., Brass Nuts	11	21
702A-1	1-1/2" P-Trap without cleanout - 20 Ga. 3" Longer	9	21	736W-1	1-1/4" Sink-Trap Washer Joint NPT-20 Ga.	12	21
702BN-1	1-1/2" P-Trap without cleanout - 20 Ga. w/ Brass Nuts	9	21	738-1	1-1/2" Sink-Trap Ground Joint NPT-20 Ga. w/ Reducing Poly Washer	12	21
702DF-1	1-1/2" P-Trap without cleanout - 20 Ga. w/ Deep Flange	9	21	738CS-1	1-1/2" Sink-Trap Ground Joint, w/ Copper Sweat Elbow - 20 Ga., Chrome	12	21
702DFBN-1	1-1/2" P-Trap without cleanout - 20 Ga. w/ Deep Flange & Brass Nuts	9	21	738W-1	1-1/2" Sink-Trap Washer Joint NPT-20 Ga.	12	21
702R-1	1-1/2" Repair Trap - 20 Ga.	10	21	740-1	1-1/2" Sink-Trap Ground Joint NPT-17 Ga. w/ Reducing Poly Washer	12	21
703-1	1-1/4" x 1-1/2" P-Trap without cleanout - 20 Ga. w/ Choked Throat	10	21	740W-1	1-1/2" Sink-Trap Washer Joint NPT-17 Ga.	12	21
704-1	1-1/2" P-Trap without cleanout - 17 Ga.	9	21	743GDFBN-1	1-1/2" x 1-1/4" Wash Code P-Trap w/ Deep Flange & Brass Nuts	11	21
704A-1	1-1/2" P-Trap without cleanout - 17 Ga. 3" Longer	9	21	743GDFBN-1	1-1/2" x 1-1/4" Wash Code P-Trap w/ Deep Flange & Brass Nuts	11	21
704BN-1	1-1/2" P-Trap without cleanout - 17 Ga. w/ Brass Nuts	9	21	747GDFBN-1	1-1/2" x 1-1/4" Wash Code P-Trap w/ Center Outlet Deep Flange & Brass Nuts	11	21
704BN-3	1-1/2" P-Trap without cleanout - 17 Ga. w/ Brass Nuts, Unfinished	9	21	750-1	1-1/2" L.A. Code Repair Trap - 17 Ga. w/ Reducing Poly Washer	11	21
704DF-1	1-1/2" P-Trap without cleanout - 17 Ga. w/ Deep Flange	9	21	750-3	1-1/2" L.A. Code Repair Trap - 17 Ga. w/ Reducing Poly Washer, Unfinished	11	21
704DFBN-1	1-1/2" P-Trap without cleanout - 17 Ga. w/ Deep Flange & Brass Nuts	9	21	758-1	1-1/4" Pop-Up Assembly, 2 Piece	22	21
704G-1	1-1/2" P-Trap without cleanout - 17 Ga. w/ Ground Joint	9	21	758U-3	1-1/4" Pop-Up Assembly, Polished Brass, PVD	22	21
704GBN-1	1-1/2" P-Trap without cleanout - 17 Ga. w/ Ground Joint & Brass Nuts	9	21	759-1	1-1/4" Pop-Up Assembly, Chrome	22	21
704GBN-3	1-1/2" P-Trap without cleanout - 17 Ga. w/ Ground Joint & Brass Nuts, Unfinished	9	21	759PB-3	1-1/4" Pop-Up Assembly, Polished Brass	22	21
704GDFBN-1	1-1/2" P-Trap without cleanout - 17 Ga. w/ Ground Joint, Deep Flange, & Brass Nuts	9	21	760-1	Semi-Cast Grid Patent Overflow Plug w/ 1-1/4" x 6" - 17 Ga. Tailpiece	24	22
705-1	1-1/4" x 1-1/2" P-Trap without cleanout - 17 Ga. w/ Choked Throat	10	21				
705BN-1	1-1/4" x 1-1/2" P-Trap without cleanout - 17 Ga. w/ Choked Throat, & Brass Nuts	10	21				
705GBN-1	1-1/4" x 1-1/2" P-Trap without cleanout - 17 Ga. w/ Choked Throat, Ground Joint & Brass Nuts	10	21				
706-1	1-1/4" P-Trap w/ Center Outlet - 20 Ga.	10	21				



Part Number	Description	Page	Category	Part Number	Description	Page	Category
760W-1	Semi-Cast Grid Wheelchair Patent Overflow Plug w/ 1-1/4" - 17 Ga. Tailpiece	24	22	793A-17-1	1-1/2" x 12" Slip Joint Extension Tube - 17 Ga.	17	21
761-1	Semi-Cast Grid Patent Overflow Plug w/ 1-1/2" x 6" - 17 Ga. Tailpiece	24	22	793A-17BN-1	1-1/2" x 12" Slip Joint Extension Tube - 17 Ga. w/ Brass Nut	17	21
763-1	1-1/4" x 5" Two-Piece Wrot Plug w/Chain & Stopper Ind. Boxed 2 Pc. - 20 Ga.	22	21	793A-17BN-3	1-1/2" x 12" Slip Joint Extension Tube - 17 Ga. w/ Brass Nut, Unfinished	17	21
763K-1	1-1/4" x 5" Two-Piece Wrot Plug w/Chain & Stopper Center Outlet Plug Ind. Boxed 2 Pc. Less Overflow - 20 Ga.	22	21	793A-20-1	1-1/2" x 12" Slip Joint Extension Tube - 20 Ga.	17	21
764-1	1-1/4" x 6" Two-Piece Wrot Plug w/Chain & Stopper Ind. Boxed 2 Pc. - 20 Ga.	22	21	793A-20BN-1	1-1/2" x 12" Slip Joint Extension Tube - 20 Ga. w/ Brass Nut	17	21
764A-1	1-1/4" x 8" Two-Piece Wrot Plug w/Chain & Stopper Ind. Boxed 2 Pc. - Budget Ga.	22	21	793A-20BN-3	1-1/2" x 12" Slip Joint Extension Tube - 20 Ga. w/ Brass Nut, Unfinished	17	21
765-1	1-1/4" x 12" Two-Piece Wrot Plug w/Chain & Stopper Ind. Boxed 2 Pc. - Budget Ga.	22	21	793B-1	1-1/2" x 12" Double Slip Joint Connection - Budget Ga.	21	21
766B-1	Snap-in Grid for 774	61	25	793BD-1	1-1/2" x 16" Double Slip Joint Connection - Budget Ga.	21	21
774	Duplex Sink Strainer, Brass Body w/ Flat Stainless Steel Strainer for 2-1/2" Opening	61	25	793BD-20BN-1	1-1/2" x 16" Double Slip Joint Connection - 20 Ga. w/ Brass Nuts	21	21
774A	Tray Plug Sink Basket Strainer, Brass Body w/ Rubber Stopper for 2-1/2" Opening	61	25	793BD-20BN-3	1-1/2" x 16" Double Slip Joint Connection - 20 Ga. w/ Brass Nuts, Unfinished	21	21
774ABN	Same as 774A w/ Brass Nuts	61	25	793C-1	1-1/4" x 2" Double Slip Joint Connection - 20 Ga.	21	21
774AT	Same as 774A w/ 4" Chrome Plated Tailpiece	61	25	793D-1	1-1/2" x 2" Double Slip Joint Connection - 20 Ga.	21	21
774BN	Same as 774 w/ Brass Nuts	61	25	794-17BN-1	1-1/2" x 24" Slip Joint Extension Tube - 17 Ga. w/ Brass Nut	17	21
774T	Same as 774 w/ 4" Chrome Plated Tailpiece	61	25	795-1	1-1/2" x 1-1/4" x 6" Flanged Strainer Tailpiece - 20 Ga.	18	21
780-1	6" Bell Flange Escutcheon, covers 1-1/2" Schedule 40 Pipe	23	21	796-1	1-1/2" x 1-1/4" x 8" Flanged Strainer Tailpiece - 20 Ga.	18	21
786-1	1-1/4" x 6" Solder Extension Tube - Budget Ga.	17	21	797-3	1-1/2" x 2" Flanged Strainer Tailpiece - Budget Ga., Unfinished	18	21
786A-1	1-1/4" x 8" Solder Extension Tube - Budget Ga.	17	21	798-1	1-1/2" x 1-1/4" x 12" Flanged Strainer Tailpiece - 20 Ga.	18	21
787A-1	1-1/4" x 12" Solder Extension Tube - Budget Ga.	17	21	799-1	1-1/2" x 4" Flanged Strainer Tailpiece - Budget Ga.	18	21
787A-17-1	1-1/4" x 12" Solder Extension Tube - 17 Ga.	17	21	799-17-1	1-1/2" x 4" Flanged Strainer Tailpiece - 17 Ga.	19	21
788A-1	1-1/2" x 8" Solder Extension Tube - Budget Ga.	17	21	799-17-3	1-1/2" x 4" Flanged Strainer Tailpiece, Unfinished	19	21
789A-1	1-1/2" x 12" Solder Extension Tube - Budget Ga.	17	21	799-3	1-1/2" x 4" Flanged Strainer Tailpiece - Budget Ga., Unfinished	18	21
789A-17-1	1-1/2" x 12" Solder Extension Tube - 17 Ga.	17	21	800-1	1-1/2" x 6" Flanged Strainer Tailpiece - Budget Ga.	18	21
789A-17-3	1-1/2" x 12" Solder Extension Tube - 17 Ga., Unfinished	17	21	800-17-1	1-1/2" x 6" Flanged Strainer Tailpiece - 17 Ga.	19	21
790-1	1-1/4" x 6" Slip Joint Extension Tube - Budget Ga.	16	21	800-17-3	1-1/2" x 6" Flanged Strainer Tailpiece - 17 Ga., Unfinished	19	21
790-17-1	1-1/4" x 6" Slip Joint Extension Tube - 17 Ga.	17	21	800-20-1	1-1/2" x 6" Flanged Strainer Tailpiece - 20 Ga.	19	21
790-17BN-1	1-1/4" x 6" Slip Joint Extension Tube - 17 Ga. w/ Brass Nut	17	21	801-1	1-1/2" x 8" Flanged Strainer Tailpiece - Budget Ga.	18	21
790-20-1	1-1/4" x 6" Slip Joint Extension Tube - 20 Ga.	16	21	801-17-1	1-1/2" x 8" Flanged Strainer Tailpiece - 17 Ga.	19	21
790A-1	1-1/4" x 8" Slip Joint Extension Tube - Budget Ga.	16	21	801-17-3	1-1/2" x 8" Flanged Strainer Tailpiece - 17 Ga., Unfinished	19	21
790A-17-1	1-1/4" x 8" Slip Joint Extension Tube - 17 Ga.	17	21	801-20-1	1-1/2" x 8" Flanged Strainer Tailpiece - 20 Ga.	19	21
790A-17BN-1	1-1/4" x 8" Slip Joint Extension Tube - 17 Ga. w/ Brass Nut	17	21	801-20-3	1-1/2" x 8" Flanged Strainer Tailpiece - 20 Ga., Unfinished	19	21
790A-20-1	1-1/4" x 8" Slip Joint Extension Tube - 20 Ga.	16	21	803-1	1-1/2" x 12" Flanged Strainer Tailpiece - Budget Ga.	18	21
791A-1	1-1/4" x 12" Slip Joint Extension Tube - Budget Ga.	16	21	803-17-1	1-1/2" x 12" Flanged Strainer Tailpiece - 17 Ga.	19	21
791A-17-1	1-1/4" x 12" Slip Joint Extension Tube - 17 Ga.	17	21	803-17-3	1-1/2" x 12" Flanged Strainer Tailpiece - 17 Ga., Unfinished	19	21
791A-17BN-1	1-1/4" x 12" Slip Joint Extension Tube - 17 Ga. w/ Brass Nut	17	21	803-20-1	1-1/2" x 12" Flanged Strainer Tailpiece - 20 Ga.	19	21
791A-20-1	1-1/4" x 12" Slip Joint Extension Tube - 20 Ga.	16	21	803-20-3	1-1/2" x 12" Flanged Strainer Tailpiece - 20 Ga., Unfinished	19	21
791A-20BN-1	1-1/4" x 12" Slip Joint Extension Tube - 20 Ga. w/ Brass Nuts	16	21	803-3	1-1/2" x 12" Flanged Strainer Tailpiece - Budget Ga., Unfinished	18	21
791B-1	1-1/4" x 12" Double Slip Joint Connection - Budget Ga.	21	21	803A-1	1-1/2" x 1-1/4" x 8" Threaded Extension Tube Threaded One End - 17 Ga.	18	21
791B-17BN-1	1-1/4" x 24" Slip Joint Extension Tube - 17 Ga. w/ Brass Nut	17	21	803BD-1	1-1/2" x 12" Double Flanged Strainer Tailpiece - Budget Ga.	18	21
791BD-1	1-1/4" x 16" Double Slip Joint Connection - Budget Ga.	21	21	803ED-1	1-1/2" x 16" Double Flanged Strainer Tailpiece - Budget Ga.	18	21
791BD-20BN-1	1-1/4" x 16" Double Slip Joint Connection - 20 Ga. w/ Brass Nuts	21	21	803ED-17-1	1-1/2" x 16" Double Flanged Strainer Tailpiece - 17 Ga.	19	21
792-1	1-1/2" x 6" Slip Joint Extension Tube - Budget Ga.	17	21	803ED-17-3	1-1/2" x 16" Double Flanged Strainer Tailpiece - 17 Ga., Unfinished	19	21
792-17-1	1-1/2" x 6" Slip Joint Extension Tube - 17 Ga.	17	21	803ED-20-1	1-1/2" x 16" Double Flanged Strainer Tailpiece - 20 Ga.	19	21
792-20-1	1-1/2" x 6" Slip Joint Extension Tube - 20 Ga.	17	21	803ED-20-3	1-1/2" x 16" Double Flanged Strainer Tailpiece - 20 Ga., Unfinished	19	21
792A-1	1-1/2" x 8" Slip Joint Extension Tube - Budget Ga.	17	21	812A-1	1-1/2" x 6" Branch Tailpiece - 1/2" Nom. Sweat	19	21
792A-17-1	1-1/2" x 8" Slip Joint Extension Tube - 17 Ga.	17	21	812B-1	1-1/2" x 8" Branch Tailpiece - 1/2" Nom. Sweat	19	21
792A-17BN-1	1-1/2" x 8" Slip Joint Extension Tube - 17 Ga. w/ Brass Nut	17	21	812B-17BN-3	1-1/2" x 8" Branch Tailpiece DC - 1/2" Nom. Sweat Branch, 17 Ga., Brass Nut, Unfinished	19	21
792A-20-1	1-1/2" x 8" Slip Joint Extension Tube - 20 Ga.	17	21				
792A-20BN-1	1-1/2" x 8" Slip Joint Extension Tube - 20 Ga. w/ Brass Nut	17	21				
793A-1	1-1/2" x 12" Slip Joint Extension Tube - Budget Ga.	17	21				



Part Number	Description	Page	Category	Part Number	Description	Page	Category
812B-3	1-1/2" x 8" Branch Tailpiece - 1/2" Nom. Sweat, Unfinished	19	21	827-3	1-1/2" x 12" Threaded Extension Tube Threaded Both Ends - 20 Ga., Unfinished	18	21
813B-1	1-1/2" x 8" Branch Tailpiece - 3/4" Hose Or 1/2" Nom. Sweat	19	21	827A-1	1-1/2" x 12" Threaded Extension Tube Threaded Both Ends - 17 Ga.	18	21
814A-1	1-1/2" x 6" Branch Tailpiece - Hose & Clamp	19	21	827A-3	1-1/2" x 12" Threaded Extension Tube Threaded Both Ends - 17 Ga., Unfinished	18	21
814B-1	1-1/2" x 8" Branch Tailpiece - Hose & Clamp	19	21	828-1	1-1/2" x 6" Threaded Extension Tube Threaded Both Ends - 20 Ga.	18	21
814B-17-1	1-1/2" x 8" Branch Tailpiece - Hose & Clamp Branch - 17 Ga.	19	21	831-1	1-1/4" Trap Primer Tailpiece - 17 Ga.	20	21
814B-17BN-3	1-1/2" x 8" Branch Tailpiece - Hose & Clamp Branch - 17 Ga. w/ Brass Nuts, Unfinished	19	21	832-1	1-1/2" Trap Primer Tailpiece w/Captured Nut - 17 Ga.	20	21
814BBN-1	1-1/2" x 8" Branch Tailpiece - Hose & Clamp w/ Brass Nuts	19	21	967GBN-1	1-1/4" Anti-Siphon P-Trap, 17 Ga., Chrome Plated, Brass Nuts	11	21
814ET-1	1-1/2" x 8" Branch Tailpiece - Hose & Clamp - Slip Joint Top 7/8" Branch (Nut Down)	20	21	971GBN-1	1-1/2" Anti-Siphon P-Trap, 17 Ga., Chrome Plated, Brass Nuts	11	21
814ET-17-1	1-1/2" x 8" Branch Tailpiece - Hose & Clamp - Slip Joint Top (Nut Down) - 17 Ga. 7/8" Branch	20	21	979GBN-1	1-1/4" Anti-Siphon S-Trap, 17 Ga., Chrome Plated, Brass Nuts	12	21
814ETBN-1	1-1/2" x 8" Branch Tailpiece - Slip Joint Top w/ Brass Nut, 7/8" Branch	20	21	983GBN-1	1-1/2" Anti-Siphon S-Trap, 17 Ga., Chrome Plated, Brass Nuts	12	21
814ETBN-3	1-1/2" x 8" Branch Tailpiece - Slip Joint Top w/ Brass Nut, 7/8" Branch, Unfinished	20	21	W100MKB2	Standard Dual Aerator 55/64" And 15/16" x 27 Threads	90	26
814TA-1	1-1/2" x 6" Branch Tailpiece - Hose & Clamp - Threaded Top	19	21	1004	1-1/4" x 1-1/4" Ground Joint Part Waste Connectors/ Male (Female Copper Sweat)	79	26
814TB-1	1-1/2" x 8" Branch Tailpiece - Hose & Clamp - Threaded Top	19	21	1005	1-1/2" x 1-1/2" Ground Joint Part Waste Connectors/ Male (Female Copper Sweat)	79	26
815B	Flat Top Sink Basket Strainer, Brass Body and Stainless Steel Strainer. Length - 1-7/8"	62	25	1012	1-1/4" x 1-1/4" Female, Ground Joint Waste Connector	79	26
815BT	Same as Above w/ 4" Chrome Plated Tailpiece	62	25	1013	1-1/2" x 1-1/2" Female, Ground Joint Waste Connector	79	26
816	Cast Brass Body Sink Basket Strainer, Stainless Steel Basket w/ Brass Slide Post, Cast Brass Stopper and Brass Locknut. Heavy Duty Commercial Grade.	61	25	1014	1-1/4" x 1-1/2" Female, Ground Joint Waste Connector	79	26
816T	Same as 816 w/ 4" Chrome Plated 17 Ga. Tailpiece	61	25	1025-4	4" Stainless Steel Extension Cover, 24 Ga.	79	26
817ET-1	1-1/4" x 8" Branch Tailpiece - Hose & Clamp - Slip Joint Top (Nut Down)	20	21	1025-5	5-1/4" Stainless Steel Extension Cover, 24 Ga.	79	26
817ETBN-1	1-1/4" x 8" Branch Tailpiece - Hose & Clamp - Slip Joint Top (Nut Down), Brass Nut	20	21	1025-6	6" Stainless Steel Extension Cover, 24 Ga.	79	26
817ETBN-3	1-1/4" x 8" Branch Tailpiece - Hose & Clamp - Slip Joint Top (Nut Down), Brass Nut, Unfinished	20	21	1025-8	8" Stainless Steel Extension Cover, 24 Ga.	79	26
817TB-1	1-1/4" x 8" Branch Tailpiece - Hose & Clamp - Threaded Top, 7/8" Branch	20	21	1032AD-1	2" x 5" x 7" Closet Flush Elbow - 20 Ga.	23	21
818B-3	1-1/2" x 8" Branch Tailpiece - 1/2" Nom Copper "Long Branch", Unfinished	20	21	1032ADB-1	2" x 5" x 7" Closet Flush Elbow - 20 Ga., w/ Brass Nuts	23	21
818BBN-3	1-1/2" x 8" Branch Tailpiece - 1/2" Nom Copper "Long Branch" w/ Brass Nut Unfinished	20	21	1032D-1	2" x 4" x 6" Closet Flush Elbow - 20 Ga.	23	21
818D-3	1-1/2" x 12" Branch Tailpiece - 1/2" Nom Copper "Long Branch", Unfinished	20	21	1033D-1	2" x 6" x 8" Closet Flush Elbow - 20 Ga.	23	21
818DBN-3	1-1/2" x 12" Branch Tailpiece - 1/2" Nom Copper "Long Branch" w/ Brass Nuts, Unfinished	20	21	1033DBN-1	2" x 6" x 8" Closet Flush Elbow w/ Brass Nuts - 20 Ga.	23	21
819-1	1-1/4" x 6" Threaded Extension Tube Threaded Both Ends - 20 Ga.	18	21	1046-1	1-1/4" Double Slip Trap Offset - 20 Ga.	21	21
820A-1	1-1/4" x 8" Threaded Extension Tube Threaded Both Ends - 20 Ga.	18	21	1046-17BN-1	1-1/4" Double Slip Trap Offset - 17 Ga. w/ Brass Nuts	21	21
820C-1	1-1/4" x 8" Threaded Extension Tube Threaded Both Ends - 17 Ga.	18	21	1046A-1	1-1/2" Double Slip Trap Offset - 20 Ga.	21	21
822-1	1-1/4" x 12" Threaded Extension Tube Threaded Both Ends - 20 Ga.	18	21	1046A-17BN-1	1-1/2" Double Slip Trap Offset - 17 Ga. w/ Brass Nuts	21	21
822-3	1-1/4" x 12" Threaded Extension Tube Threaded Both Ends - 20 Ga., Unfinished	18	21	1046ABN-1	1-1/2" Double Slip Trap Offset - 20 Ga. w/ Brass Nuts	21	21
822A-1	1-1/4" x 12" Threaded Extension Tube Threaded Both Ends - 17 Ga.	18	21	1056	Shower Curtain Pins, Plated Steel, 1-3/8", 100/Ea.	94	26
822A-3	1-1/4" x 12" Threaded Extension Tube Threaded Both Ends - 17 Ga., Unfinished	18	21	1056	Shower Curtain Pins, Plated Steel, 1-3/8", 100/Ea.	94	26
824-1	1-3/8" x 12" Threaded Extension Tube Threaded Both Ends - 17 Ga.	18	21	1097	Low Pattern Chrome Plated Flange, 3/8" O.D. for 1/4" Nom	84	26
825A-1	1-1/2" x 8" Threaded Extension Tube Threaded Both Ends - 20 Ga.	18	21	1098	Low Pattern Chrome Plated Flange, 1/2" O.D. for 3/8" Nom	84	26
827-1	1-1/2" x 12" Threaded Extension Tube Threaded Both Ends - 20 Ga.	18	21	1099	Low Pattern Chrome Plated Flange, 5/8" O.D. for 1/2" Nom	84	26
				1099A	Low Pattern Chrome Plated Flange, 7/8" O.D. for 3/4" Nom	84	26
				1099AB	Low Pattern Chrome Plated Flange, 7/8" O.D. for 3/4" Nom	84	26
				1099B	Low Pattern Chrome Plated Flange, 5/8" O.D. for 1/2" Nom	84	26
				1100	Low Pattern Chrome Plated Flange, 3/8" NPT	84	26
				1100B	Low Pattern Chrome Plated Flange, 3/8" NPT	84	26
				1101	Low Pattern Chrome Plated Flange, 1/2" NPT	84	26
				1101A	Low Pattern Chrome Plated Flange, 3/4" NPT	84	26
				1101AA	Low Pattern Chrome Plated Flange, 1" NPT	84	26
				1101B	Low Pattern Chrome Plated Flange, 1/2" NPT	84	26
				1102	Low Pattern Chrome Plated Flange, 1-1/4" O.D.	84	26
				1104	Low Pattern Chrome Plated Flange, 1-1/2" O.D.	84	26
				1104A	Low Pattern Chrome Plated Flange, 2" O.D.	84	26
				1105	Low Pattern Chrome Plated Flange, 1-1/4" NPT	84	26
				1106	Low Pattern Chrome Plated Flange, 1-1/2" NPT	84	26
				1106A	Low Pattern Chrome Plated Flange, 2" NPT	84	26
				1106B	Low Pattern Chrome Plated Flange, 1-1/2" NPT	84	26



Part Number	Description	Page	Category	Part Number	Description	Page	Category
1107A	High Pattern Chrome Plated Flange, 3/8" O.D. for 1/4" Nom	84	26	2138C-1	15" Waste Arm Hi-Line For 16" End Outlet - Budget Ga.	16	21
1107B	High Pattern Chrome Plated Flange, 1/2" O.D. for 3/8" Nom	84	26	2178A-1	1-1/2" x 16" Center To Center End Outlet Waste Slip Joint w/ Baffle Tee - Budget Ga.	14	21
1107C	High Pattern Chrome Plated Flange, 5/8" O.D. for 1/2" Nom	84	26	2181A-1	1-1/2" x 16" Center To Center End Outlet Waste Hi-Line w/ Baffle Tee - Budget Ga.	14	21
1107D	High Pattern Chrome Plated Flange, 1 1/16" O.D. for Sweat Extension	84	26	2185-1	1-1/2" Baffle Tee - 20 Ga. For Slip Joint End Outlet Waste	15	21
1109	High Pattern Chrome Plated Flange, 3/8" I.P.S.	84	26	2185-17-1	1-1/2" Baffle Tee - 17 Ga. For Slip Joint End Outlet Waste	15	21
1110	High Pattern Chrome Plated Flange, 1/2" NPT	84	26	2186-1	1-1/2" Baffle Tee - 20 Ga. For Center Outlet Waste	15	21
1114	High Pattern Chrome Plated Flange, 1-1/4" O.D.	84	26	2401A-1	1-1/4" Wall Tube - Budget Ga. 3" Longer	13	21
1114A	High Pattern Chrome Plated Flange, 1-1/4" NPT	84	26	2402A-1	1-1/2" Wall Tube Budget Ga. 3" Longer	13	21
1115	High Pattern Chrome Plated Flange, 1-1/2" O.D.	84	26	2650-1	1-1/4" J-Bend L/Center Outlet - Budget Ga.	12	21
1115A	High Pattern Chrome Plated Flange, 1-1/2" NPT	84	26	2651-1	1-1/2" J-Bend L/Center Outlet - Budget Ga.	12	21
1116	Box Pattern Chrome Plated Flange, 1-1/4" O.D.	84	26	2654W-1	1-1/2" Sink J-Bend w/ Washer Joint - Budget Ga.	12	21
1116A	Box Pattern Chrome Plated Flange, 1-1/4" NPT	84	26	2700-1	1-1/4" P-Trap without cleanout - Budget Ga.	9	21
1117	Box Pattern Chrome Plated Flange, 1-1/2" O.D.	84	26	2700A-1	1-1/4" P-Trap without cleanout - Budget Ga. 3" Longer Wall Tube	9	21
1117A	Box Pattern Chrome Plated Flange, 1-1/2" NPT	84	26	2700DF-1	1-1/4" P-Trap without cleanout - Budget Ga. w/ Deep Flange	9	21
1118	Box Pattern Chrome Plated Flange, 2" Deep Flange	84	26	2702-1	1-1/2" P-Trap without cleanout - Budget Ga.	9	21
1119-1	3/8" NPT Cast Brass Flange w/ Set Screw	25	22	2702DF-1	1-1/2" P-Trap without cleanout - Budget Ga. w/ Deep Flange	9	21
1119A-1	1/2" NPT Cast Brass Flange w/ Set Screw	25	22	2718-1	1-1/4" S-Trap - Budget Ga.	13	21
1119B-1	3/4" NPT Cast Brass Flange w/ Set Screw	25	22	2720-1	1-1/2" S-Trap - Budget Ga.	13	21
1119C-1	1" Cast NPT Brass Flange w/ Set Screw	25	22	2763-1	1-1/4" x 5" One-Piece Wrot Plug w/Chain & Stopper Ind. Boxed 1 Pc. - 20 Ga.	22	21
1119D-1	5/8" O.D. Cast Brass Flange w/ Set Screw	25	22	2764A-1	1-1/4" x 8" One-Piece Wrot Plug w/Chain & Stopper Ind. Boxed 1 Pc. - 20 Ga.	22	21
1120E-1	1-1/2" NPT Cast Brass Flange w/ Set Screw	25	22	2765-1	1-1/4" x 12" One-Piece Wrot Plug w/Chain & Stopper Ind. Boxed 1 Pc. - 20 Ga.	22	21
1121A-1	1-1/4" O.D. Cast Brass Deep Flange w/ Set Screw	25	22	3000	Basin Wrench, 11" Heavy Duty Handle, 1/2" to 1-1/8" Capacity, Bulk	81	26
1121B-1	1-1/2" O.D. Cast Brass Deep Flange w/ Set Screw	25	22	3003	Strainer Lock Nut Wrench w/ Hinged Jaw	81	26
1138-1	1-1/4" x 6' Brass Tubing - 17 Ga.	23	21	3007	Radiator Nipple Wrench, Capacity - 1/2", 3/4", 1-1/4" pipe crimpers	81	26
1139-1	1-3/8" x 6' Brass Tube - Budget (Cover 1" I.P.)	23	21	3009	Basin Wrench, 15" Handle, 1/2" to 1-1/8" Capacity	81	26
1142-1	1-1/2" x 6' Brass Tubing - 17 Ga.	23	21	3010	Basin Wrench, Large Jaw w/ 15" Handle, Up to 2" Capacity	81	26
1226	2" Sink Hole Cover With Two Piece Head, Stainless Steel, Bulk	90	26	3014	Drum Trap Plug Wrench; Four Sizes 3/4", 1", 1/8", 1-3/8", Square Sockets for Drum Trap Plugs, Drain Covers and Line Plugs	81	26
1227	1-3/4" Sink Hole Cover With Two Piece Head, Stainless Steel, Bulk	90	26	3024D	P.O. Plug Wrench	81	26
1228	1-3/4" Sink Hole Cover With One Piece Head, Chrome Plated Steel, Bulk	90	26	3030	Spud Wrench, 1" - 4" Capacity	81	26
1228E	1-3/4" Sink Hole Cover With One Piece Head, Economy, Chrome Plated Steel, Bulk	90	26	3032	Tub Waste Wrench; One End Fits 1-1/4" Size, Other End Fits 1-1/2" Size	81	26
1229C	1-1/2" Sink Hole Cover Snap-In, Stainless Steel	90	26	3070	Strainer Wrench (Use No. 3003 or 3017 Lock Nut)	81	26
1230	2" Sink Hole Cover With One Piece Head, Chrome Plated. Steel, Bulk	90	26	3784	Junior Duo Bar Sink Strainer, Stainless Steel Body and Basket. Length 1-1/8"	61	25
1256	Strainer w/ 3 Prongs, 1-7/8"	91	26	3784BN	Same as 3784 w/ Brass Nuts	61	25
1257	Strainer w/ 3 Prongs, 1-5/8"	91	26	3784T	Same as 3784 w/ 4" Chrome Plated Tailpiece	61	25
1268	Shower Drain, Brass Body w/ 3-1/2" Grid, 2", Type M to Caulk	79	26	3785A	Standard Bar Sink Strainer, Brass Body and Stainless Steel Crumb Cup. Length - 2-1/8"	62	25
1664SL-2	1-1/4" 45 Degree Cast Brass Solder Elbow	26	22	3785ABN	Same as Above w/ Brass Nuts	62	25
1665SL-2	1-1/2" 45 Degree Cast Brass Solder Elbow	26	22	3785AT	Same as Above w/ 4" Chrome Plated Tailpiece	62	25
1667SL-2	1-1/2" 90 Degree Cast Brass Solder Elbow	26	22	4025	2" x 2" Closet Spud, Red Brass With Brass Lock Nuts	75	26
1674-2	1-1/4" 90 Degree Cast Brass Slip Joint Elbow	26	22	4026	2" x 1-1/2" Closet Spud, Red Brass With Brass Lock Nuts	75	26
1675-2	1-1/2" 90 Degree Cast Brass Slip Joint Elbow	26	22	4028	1-1/2" x 1-1/2" Closet Spud, Red Brass With Brass Lock Nuts	75	26
1679-2	1-1/2" Cast Brass Slip Joint Tee	26	22	4028A	1-1/2" x 1-1/4" Closet Spud, Red Brass With Brass Lock Nuts	75	26
2104M	Strainer Basket, Stainless Steel w/ Metal Post, Bulk	91	26	4029	1-1/4" x 1-1/4" Closet Spud, Red Brass With Brass Lock Nuts	75	26
2104M	Strainer Basket, Stainless Steel w/ Metal Post, Bulk	91	26	4030	1" x 3/4" Urinal Spud	75	26
2108A-1	1-1/2" x 16" Center To Center End Outlet Waste Slip Joint - Budget Ga.	14	21	4031	1-1/4" x 3/4" Urinal Spud	75	26
2114A-1	1-1/2" x 16" Center To Center Outlet Waste Slip Joint - Budget	15	21	4032	1-1/2" x 3/4" Urinal Spud	75	26
2121A-1	1-1/2" x 16" Center To Center End Outlet Waste Hi-Line - Budget Ga.	14	21	4067	5" Lower Lift Rod, Brass, 100 Box	77	26
2123A-1	1-1/2" x 16" Center To Center Outlet Waste Hi-Line - Budget Ga.	15	21	4068	8-1/2" Upper Lift Rod, Brass, 100 Box	77	26
2137-1	7" Waste Arm Slip Joint For 16" Center Outlet - Budget Ga.	16	21	4070C	Adjusto-Fit® Brass Rod And Ring w/ Brass Chain	77	26
2137B-1	11" Waste Arm Slip Joint For 24" Center Outlet - Budget Ga.	16	21	4081C	Lift Wire Set, Upper And Lower, 1 Set/Ea.	77	26
2137C-1	15" Waste Arm Slip Joint For 16" Center Outlet - Budget Ga.	16	21				
2138-1	7" Waste Arm Hi-Line For 16" Center Outlet - Budget Ga.	16	21				



Part Number	Description	Page	Category	Part Number	Description	Page	Category
4154C	Toilet Seat Hinge Bolts, Plastic	78	26	4597-1	Drain Assembly, Uni-Lift 1-1/2" Brass Chrome	54	24
4200-1-3	Die Cast Lock Nut For 14, 18, 774, 774A, 3784, 3785A and 815B	62	25	4597PB-3	Drain Assembly, Uni-Lift 1-1/2" Brass UltraShine™	54	24
4200-4-3	Brass Lock Nut for Threaded Body Strainers	62	25	4597X-1	PVD Polished Brass 3/8"-16 Stem	54	24
4201-15-3	Replacement Basket for 15	60	25	4597XPB-3	Plug Only, Uni-Lift 1-1/2" Brass, Chrome 3/8"-16 Stem	54	24
4201-17-3	Replacement Basket for 17	61	25	4922C	Plug Only, Uni-Lift 1-1/2" Brass, UltraShine™ PVD	54	24
4201-3-3	Replacement Basket for 10, 16	61	25	4923C	Polished Brass 3/8"-16 Stem	75	26
4201-4-3	Replacement Basket for 11	61	25	5222C	Oval Plastic Bolt Caps, White, Bagged, 2 Per	75	26
4201-5-3	Replacement Basket for 3784	61	25	5222C	Round Plastic Bolt Caps, White, Bagged, 2 Per	80	26
4201-8-3	Replacement Basket for 3785A	25		5223C	25' of 1/4" O.D. polyethylene tubing with self tapping saddle valve. Complete with compression union, ferrules and stiffeners	80	26
4201-L7-3	Replacement Basket for L7	59	25	5340	25' of 1/4" O.D. copper tubing with self tapping saddle valve. Complete with compression union.	80	26
4202-1-3	Rubber Washer For 774, 774A, 3784 and 3785A	62	25	5340H	Copper Tube Size, 1/2" Tube	85	26
4202-2-3	Rubber Washer For 6, 9, 10, 11, 14, 16, 17, 18, 815B And 816	62	25	5340P	Copper Tube Size, 5/8" O.D. .5 Nom, Heavy Grade	85	26
4202-3-3	Thick Rubber Washer For 6 and L7	62	25	5341	Plastic Split Flange, Copper Tube Size, 1/2" Nom	85	26
4203-1-3	Friction Washer for 815B	62	25	5341H	Copper Tube Size, 3/4" Tube	85	26
4203-2-3	Fiber Friction Washer For 6, 9, 10, 11, 14, 16, 17, 18, and 816	62	25	5341P	Copper Tube Size, 7/8" O.D. 3/4" Nom, Heavy Grade	85	26
4204-00-3	Replacement Basket for DB1000	59	25	5342	Plastic Split Flange, Copper Tube Size, 3/4" Nom	85	26
4204-11-3	Replacement Basket for DB711	59	25	5342H	Copper Tube Size, 1-1/8" O.D.	85	26
4204-14-3	Replacement Basket for 14 (new style with metal snap-in spring)	60	25	5342P	Copper Tube Size, 1-1/8" O.D. 3/4", Heavy Grade	85	26
4204-18-3	Replacement Basket for 18 (new style with metal snap-in spring)	60	25	5343	Plastic Split Flange, Copper Tube Size, 1" Nom	85	26
4204-20-3	Replacement Basket for DB1120	59	25	5343H	Copper Tube Size, 1-3/8" O.D.	85	26
4204-3-3	Replacement Basket for 3BN	25		5343P	Copper Tube Size, 1-3/8" O.D. 1-1/4", Heavy Grade	85	26
4204-6-3	Replacement Basket for 6 (new style snap-in metal spring)	60	25	5344	Plastic Split Flange, Copper Tube Size, 1-1/4" Nom	85	26
4204-L7-3	Replacement Basket for L74 (4-Prongs)	59	25	5344H	Copper Tube Size, 1 1/2" Nom	85	26
4208	Toilet Tank Liner Kit	78	26	5344P	Copper Tube Size, 1-5/8" O.D. 1.5, Heavy Grade	85	26
4211	Toilet Tank Cover - All new replacement Speedy® Tank cover made of high-impact white plastic. Individually boxed, 22-1/2" x 8-1/2"	78	26	5345H	Plastic Split Flange, Copper Tube Size, 1-1/2" Nom	85	26
4224W-3	Bottom Ell Washer (1-1/2")	56	24	5345H	Copper Tube Size, 2-1/8" O.D. 2 Nom, Heavy Grade	85	26
4335-3	Twist-N-Test Conversion Bar Kit	52	24	5346H	Copper Tube Size, 2-5/8" O.D. 2.5, Heavy Grade	85	26
4497-1	Drain Unit (1-1/2" NPT) Brass, Chrome	55	24	5347H	Copper Tube Size, 3-1/8" O.D. 3 Nom, Heavy Grade	85	26
4497PB-3	Drain Unit (1-1/2" NPT) Brass, UltraShine™ PVD Polished Brass 3/8"-16 Stem	55	24	5350	Iron Pipe Size, 3/8" IPS	85	26
4497X-1	Tap-Tap Replacement Cartridge, Brass, Chrome 3/8"-16 Stem	55	24	5350H	Iron Pipe Size, 3/8" IPS, Heavy Grade	85	26
4497XU-3	Tap-Tap Replacement Cartridge, UltraShine™ PVD Polished Brass 3/8"-16 Stem	55	24	5351	Iron Pipe Size, 1/2" IPS	85	26
4502-1	Faceplate, Two Hole, Chrome Plated w/ Screws	53	24	5351H	Iron Pipe Size, 1/2" IPS, Heavy Grade	85	26
4502PB-3	Faceplate, Two Hole, UltraShine™ PVD Polished Brass w/ Screws	53	24	5351P	Plastic Split Flange, Iron Pipe Size, 1/2" IPS	85	26
4503-1	Faceplate, Trip Lever, Chrome Plated w/ Screws	53	24	5352	Iron Pipe Size, 3/4" IPS	85	26
4503PB-3	Faceplate, Trip Lever, UltraShine™ PVD Polished Brass w/ Screws	53	24	5352H	Iron Pipe Size, 3/4" IPS, Heavy Grade	85	26
4504-1	Faceplate, One Hole, Chrome Plated w/ Screw (46250)	53	24	5352P	Plastic Split Flange, Iron Pipe Size, 3/4" IPS	85	26
4504PB-3	Faceplate, One Hole, UltraShine™ PVD Polished Brass w/ Screw (46251)	53	24	5353	Iron Pipe Size, 1" IPS	85	26
4509-3	Washer for Top Ell, Blue Foam (Oatey #46208)	56	24	5353H	Iron Pipe Size, 1" IPS, Heavy Grade	85	26
4509A-3	Flanged Retainer Washer for Top Ell, Rubber	56	24	5353P	Plastic Split Flange, Iron Pipe Size, 1" IPS	85	26
4517-3	Linkage spring, link rod and clevis assembly	54	24	5354	Iron Pipe Size, 1-1/4" IPS	85	26
4522-3	Brass drop valve plunger and linkage assembly for 14" to 16" tubs	53	24	5354H	Iron Pipe Size, 1-1/4" IPS, Heavy Grade	85	26
4534-3	Bottom Strainer (1-1/4")	53	24	5354P	Plastic Split Flange, Iron Pipe Size, 1-1/4" IPS	85	26
4534C-3	Cast Bottom Strainer (1-1/2")	53	24	5355	Iron Pipe Size, 1-1/2" IPS	85	26
4537-1	Strainer Cover, Chrome w/ Screw, Stainless Steel	53	24	5355H	Iron Pipe Size, 1.5" IPS, Heavy Grade	85	26
4537PB-3	Strainer Cover, UltraShine™ PVD Polished Brass w/ Screw	53	24	5355P	Plastic Split Flange, Iron Pipe Size, 1-1/2" IPS	85	26
4538-3	Drain Plug w/ Fulcrum Linkage, Nut & Plug Seat, Chrome	54	24	5356	Iron Pipe Size, 2" IPS	85	26
4540-3	Bottom Ell Washer (1-1/4")	56	24	5356H	Iron Pipe Size, 2" IPS, Heavy Grade	85	26
4547-1	Uni-Lift Plug and Seat (1-1/4" NPT), Chrome	54	24	5356P	Plastic Split Flange, Iron Pipe Size, 2" IPS	85	26
4547PB-3	Uni-Lift Plug and Seat (1-1/4" NPT), UltraShine™ PVD Polished Brass	54	24	5357H	Iron Pipe Size, 2.5" IPS, Heavy Grade	85	26
4548-3	Chain & Stopper Plug and Flange	54	24	5358H	Iron Pipe Size, 3" IPS, Heavy Grade	85	26
4563-3	Bushing, 1-1/2" x 1-1/4"	53	24	5359H	Iron Pipe Size, 3.5" IPS, Heavy Grade	85	26
				5360H	Iron Pipe Size, 4" IPS, Heavy Grade	85	26
				5361H	Iron Pipe Size, 5" IPS, Heavy Grade	85	26
				5507-1	1-1/4" x 12" Semi-Cast P-Trap - 17 Ga., w/ Deep Flange, Brass Nuts, White Box	24	22
				5510-1	1-1/2" x 12" Semi-Cast P-Trap - 17 Ga., w/ Deep Flange, Brass Nuts, White Box	24	22
				5510A-1	1-1/2" x 15" Semi-Cast P-Trap - 17 Ga., w/ Deep Flange, Brass Nuts	24	22
				6001CW	Aerating Showerhead, Chrome Plated Brass, Water Saving	93	26
				6002CW	Same As 6001CW With Push Button Control	93	26
				WA610MKB2-2.2	Water Saving 2.2 Standard Dual Aerator 55/64" x 27 and 15/16" x 27" Threads	90	26
				7100	1-1/4" Flanged Spud Washer	76	26



Part Number	Description	Page	Category	Part Number	Description	Page	Category
7101	1-1/2" Flanged Spud Washer	76	26	8480	1-1/4" Tee, Slip Joint Connect, Chrome, 20 Ga.	22	21
7102	2" Flanged Spud Washer	76	26	8481	1-1/2" Tee, Slip Joint Connect, Chrome, 20 Ga.	22	21
7105	1" x 3/4" Flanged Spud Washer	76	26	8482	1-1/4" 90 Degree Slip Joint Elbow, Chrome, 20 Ga.	22	21
7195	1-1/2" Flanged washer, 1-5/16" I.D. x 1-23/32" O.D.	83	26	8483	1-1/2" 90 Degree Slip Joint Elbow, Chrome, 20 Ga.	22	21
7196	1-1/4" Beveled S.J. washer, 1-1/4" I.D. x 1-29/64" O.D. x 7/64" thick.	83	26	8511C	Toilet Screw Set. Two 1/4" x 3-1/2" brass plated screws	76	26
7197	1-1/2" Beveled washer, bulk	83	26	8512C	Toilet Screw Set. 5/16" x 2-1/2" brass closet screws	76	26
7198	1-1/2" x 1-1/4" Beveled washer, bulk	83	26	8513C	Toilet Screw Set. Two 1/4" x 3-1/2" brass screws	76	26
7202	1-1/4" Regular, rubber, 1-1/4" I.D. x 1-7/16" O.D., 5/32" thick	83	26	8521C	Toilet Bolt and Screw Set. Two 1/4" x 2-1/4" brass plated bolts and two 1/4" x 2-1/2" brass plated screws	76	26
7203	1-1/2" Regular, rubber, 1-1/2" I.D. x 1-3/4" O.D., 3/16" thick	83	26	8525C	Toilet Bolts, 1/4" x 2-1/2" Plated, Oregon Pattern	76	26
7204	2" Regular, rubber, 1-15/16" I.D. x 2-1/8" O.D., 3/16" thick	83	26	8538C	Toilet Bolts, EZ SNAP, 5/16" x 2-1/4" Brass	76	26
7210	1-1/2" x 1-1/4" Rubber, 1-1/4" I.D. x 1-3/4" O.D., 5/32" thick	83	26	8544C	Tank-to-Bowl Kit	77	26
7220	1-1/4" Shallow, 1-7/16" O.D., 1-3/16" I.D., 1/8" thick	83	26	8545-03	Tank Bolt Washer, 1" x 1/4" x 1/8"	77	26
7221	1-1/2" Shallow, 1-11/16" O.D., 1-7/16" I.D., 1/8" thick	83	26	8545C	Tank to Bowl Bolts	77	26
7502	Plunger, 6" Diameter, 18" Wood Handle	82	26	8546	Tank to Bowl Bolts	77	26
7505	Plunger, Samson® Force Cup with 18" Wood Handle.	82	26	9002	1-1/2" x 1-1/2" Polyethylene Washer	37	23
7555	Closet Bowl Gasket, Form Fit, Sponge Rubber w/ Molded-in Bolt Holes, 6-3/4" O.D. x 3-1/2" I.D. x 3/4" Thick, Bulk	76	26	9002A	1-1/4" x 1-1/4" Polyethylene Washer	37	23
7556	Flanged Closet Bowl Gasket, Sponge Rubber, 5-3/8" O.D. x 3-1/2" I.D. x 3/4" Thick, Bulk	76	26	9003	1-1/2" x 1-1/4" Polyethylene Reducing Washer	37	23
7557	Tank-To-Bowl Gasket, For Close Coupled Connection	76	26	21584	Polished Brass Deep Flange, 1-1/4" O.D.	84	26
7632C	5 Ft. Washing Machine Discharge Hose with Formed Rubber Hook And Clamp. High Grade Black High Grade Rubber. 6 Ft. length w/ 3/4" Female Hose coupling both ends. For use on automatic washers.	80	26	21585	Polished Brass Box Flange, 1-1/4" OD	26	26
7633C	Angled Hose Conn. Hooks To Washing Machine	80	26	21604	1-1/4" P-Trap without cleanout - 17 Ga. w/ box flange, Polished Brass	9	21
7635C	4' Hose, 1/Poly Bag	80	26	23030	Bar Sink Strainer w/ Crumb Cup. Length 2-1/8", Polished Brass	66	25
7636C	5' Hose, 1/Poly Bag	80	26	34019	Spout Shield, Rubber, Fits 1/2" Copper or IPS Pipe	94	26
7637C	Dishwasher-Disposal Hose Connector, 1/Ea., Bagged	80	26	46206	Test Plug Kit	52	24
7983	Air Gap, Plastic, Boxed	38	23	46207	Conversion Bar Kit	52	24
8000E	5/8" I.D. x 50' Reinforced Dishwasher Hose, 1 Roll/Ea.	80	26	46220	Touch-Toe Plug Only, Chrome	55	24
8001	7/8" I.D. x 50' Reinforced Dishwasher Hose, 1 Roll/Ea.	80	26	46221	Touch-Toe Plug Only, UltraShine™ PVD Polished Brass	56	24
8002	1-1/2" x 1-1/2" Slip Nut w/ Washer, Chrome Plated	82	26	46221	Lift-Up-N-Turn Plug Only, Chrome	55	24
8006	1-1/2" x 1-1/2" Brass Nut, Polished Brass	82	26	46230	Lift-Up-N-Turn Plug Only, UltraShine™ PVD	55	24
8006PB	1-1/2" x 1-1/2" Brass Nut, Unfinished	82	26	46231	Polished Brass	55	24
8006R	1-1/4" x 1-1/4" Slip Nut w/ Washer, Chrome Plated	82	26	46240	Touch-Toe Drain Unit, Chrome	55	24
8007	1-1/4" x 1-1/4" Brass Nut, Unfinished	82	26	46241	Touch-Toe Drain Unit, UltraShine™ PVD Polished Brass	55	24
8007R	1-1/2" x 1-1/4" Slip Nut w/ Washer, Chrome Plated	82	26	46260	Lift-Up-N-Turn Drain, 1-1/2" Chrome	55	24
8008	1-1/2" x 1-1/4" Brass Nut, Unfinished	82	26	46261	Lift-Up-N-Turn Drain, 1-1/2" UltraShine™ PVD	55	24
8008R	1-1/2" x 1-3/8" Slip Nut w/ Washer, Chrome Plated	82	26	702007	Chrome, Plastic Spud And Nut, Round Brass Arm - 8"	74	26
8009	1-1/2" x 1-3/8" Brass Nut, Unfinished	82	26	702011	Chrome, Plastic Spud And Nut, Flat Brass Arm,	74	26
8009R	2" x 2" Slip Nut w/ Washer, Chrome Plated	82	26	702016	Polished Brass, Zinc Spud And Nut, Round Brass Arm	74	26
8011	1-1/4" x 1-1/4" Die Cast Nut, Chrome Plated	82	26	702033	Chrome, Plastic Spud And Nut, Round Brass Arm - 8"	74	26
8030	1-1/4" x 1-1/4" Die Cast Nut, Chrome Plated, Less Washer	82	26	702034	Chrome, Zinc spud and Nut, Round Brass Arm - 8"	74	26
8030LW	1-1/2" x 1-1/4" Die Cast Nut, Chrome Plated, Less Washer	82	26	703002	Chrome, Zinc Spud And Nut, Flat Brass Arm - 8"	75	26
8031	1-1/2" x 1-1/2" Die Cast Nut, Chrome Plated	82	26	703007	Chrome, Zinc Spud And Nut, Offset Flat Brass Arm	75	26
8031LW	1-1/2" x 1-1/4" Die Cast Nut, Chrome Plated, Less Washer	82	26	703009	Chrome, Zinc Spud And Nut, Round Brass Arm - 8"	75	26
8032	1-1/2" x 1-3/8" Die Cast Nut, Chrome Plated	82	26	703010	Chrome, Zinc Spud & Nut, Round Brass Arm - 8" (Bulk)	75	26
8033	1-1/2" x 1-1/2" Die Cast Nut, Chrome Plated	82	26	716014	Chrome, Plastic Spud And Nut	75	26
8033LW	1-1/2" x 1-1/2" Die Cast Nut, Chrome Plated, Less Washer	82	26	751002	Chrome, Plastic Spud And Nut, Plastic Arm - 8" (Bulk)	75	26
8034	2" x 2" Die Cast Nut, Chrome Plated	82	26	910001	Piston Valve Fill Valve, 6-3/16" Regular Fill Valve, 9" refill tube and holder, printed box (A1)	69	26
8035	2" x 1-1/2" Die Cast Nut, Chrome Plated	82	26	910001B	Same as 910001 except all components packed in an individual bag	69	26
8310C	Toilet Screw Set. Two 1/4" x 2-1/2" brass plated screws	76	26	910002	Piston Valve Fill Valve, 9-7/8" Anti-Siphon Fill Valve, 7-1/8" refill tube and holder, printed box (A50)	69	26
8319C	Toilet Screw Set. Two 1/4" x 2-1/2" brass screws	76	26	910002B	Same as 910002 except all components packed in an individual bag	69	26
8330C	Toilet Bolt Set. Two 1/4" x 2-1/4" brass plated bolts	76	26	910003	Piston Valve Fill Valve, 6-3/16" anti-siphon fill valve, 9" refill tube and holder, printed box (A51)	69	26
8331C	Toilet Bolt Set. Two 5/16" x 2-1/4" brass plated bolts	76	26	910004	Piston Valve Fill Valve, 7-7/8" Anti-Siphon fill valve, 7-1/8" refill tube and holder, printed box (A52)	69	26
8336C	Toilet Bolt Set. Two 1/4" x 2-1/4" solid brass bolts	76	26	910004B	Same as 910004 except all components packed in an individual bag	69	26
8338C	Toilet Bolt Set. Two 5/16" x 2-1/4" solid brass bolts	76	26	910005	Same as 910001B except all components packed separately in one carton, bulk	69	26
8339C	Toilet Bolt Set. Two 1/4" x 3-1/2" solid brass bolts	76	26	910008	Same as 910004B except all components packed separately in one carton, bulk	69	26
8477	1-1/4" 45 Degree Slip Joint Elbow, Chrome, 20 Ga.	22	21				
8478	1-1/2" 45 Degree Slip Joint Elbow, Chrome, 20 Ga.	22	21				



Part Number	Description	Page	Category	Part Number	Description	Page	Category
910126	Piston Valve Fill Valve, 9" To 13" Adjustable Anti-Siphon Fill Valve, 7-1/8" refill tube and holder, printed box (A62)	69	26	A7225BC	Same as P7225BC, Black, Schedule 40 ABS with condensate top ell (46132)	50	24
920127	Flush Valve, 8-11/16" Overflow Level (Printed Box). Vinyl flapper with 8-1/2" chain and hook, 1996 hex nut assembled (3903)	71	26	A7555B	Same as P7555B, Black, Schedule 40 ABS	49	24
920128	Flush Valve, 10-5/8" Overflow Level (Printed Box). Vinyl flapper with 12-1/4" chain and hook, 1996 hex nut assembled (3904)	72	26	A7555RK	ABS rough-in kit with Twist-N-Test	51	24
920137	Same as 920127, bulk	71	26	A8227	Same as P8227, Black Polypropylene w/ ABS Tee	47	24
920138	Same as 920128 except bulk packed with nuts separate (3904B)	72	26	A8227C	Same as P8227C, Black Polypropylene w/ ABS Tee	47	24
920197	Flush Valve, 8-11/16" Overflow Level (Printed Box). Vinyl flapper with molded strap, 1996 hex nut assembled (3913)	71	26	A8227D	Same as Above, Black Polypropylene w/ ABS Tee	48	24
920199	Same as 920197 except bulk packed with nuts separate (3913B)	71	26	A9001	1-1/2" Slip Joint Nut, Black PP	37	23
920200	Flush Valve, 10-11/16" Overflow Level, Vinyl flapper with molded strap	72	26	A9046A	1-1/2" Trap Offset, Black PP	35	23
930001	Same as 930039, white box	73	26	A9100	1-1/2" Disposer Kit, Black PP End Outlet for In-Sink-Erator®	35	23
930002	Same as 930040, white box	72	26	A9100B	1-1/2" Disposer Kit, Black PP End Outlet for In-Sink-Erator®, Bagged	35	23
930003	Same as 930002, bulk (1926B)	72	26	A9100GEB	1-1/2" x 15" End Outlet Disposer Kit, for GE®, Bagged, Black PP	35	23
930012	Repair Kit (Bulk) Piston Assembly, Diaphragm and 4 Screw (11868-4)	71	26	A9100T	1-1/2" Telescopic Disposer Kit for In-Sink-Erator® or GE®, Black PP	35	23
930014	Bonnet for regular fill valve	70	26	A9100TB	1-1/2" Telescopic Disposer Kit for In-Sink-Erator®, Bagged, Black PP	35	23
930015	Bonnet for Anti-Siphon Fill Valve	70	26	A9108A	1-1/2" x 16" End Outlet Waste w/ Baffle Tee, Slip Joint, Black PP	31	23
930020	Same as 930043, bulk	72	26	A9108AB	1-1/2" x 16" End Outlet Waste w/ Baffle Tee, Slip Joint, Black PP, Bagged	31	23
930025	Repair Kit (Bulk) Piston Assembly, Diaphragm and 1 Screw (11868)	71	26	A9108AT	1-1/2" x 11"-17" Telescopic End Outlet Waste, Black PP For 16" Sinks	31	23
930036T	Same as 930044T, white box	73	26	A9108ATB	1-1/2" x 11"-17" Telescopic End Outlet Waste, Black PP For 16" Sinks-Bagged	31	23
930037	Same as 930001, bulk (190040-B)	73	26	A9108B	1-1/2" x 21" End Outlet Waste w/ Baffle Tee, Slip Joint, Black PP	31	23
930039	Round Rubber Flapper (Printed Box)	73	26	A9114A	1-1/2" x 16" Center Outlet Waste w/ Baffle Tee Slip Joint, Black PP	32	23
930040	Vinyl Flapper (Printed Box)	72	26	A9121	1-1/2" x 16" End Outlet Waste w/ Baffle Tee Hi-Line (Direct Connect), Black PP	31	23
930041	Same as 930003, with trunion (printed box)	72	26	A9121A	1-1/2" x 16" End Outlet Waste w/ Baffle Tee Hi-Line/ Slip Joint Combination, Black PP	31	23
930042TR	Timed Rate Flapper Kit (Bagged)	73	26	A9121AT	1-1/2" x 11"-17" Telescopic End Outlet Hi-Line Waste for 16" Sinks Black PP	31	23
930043	Three Way Vinyl Flapper (Printed Box)	72	26	A9123A	1-1/2" x 16" Center Outlet Waste w/ Baffle Tee Hi-Line/ Slip Joint, Black PP	32	23
930044T	Round Rubber Flapper With Trunion (Printed Box)	73	26	A9137	1-1/2" x 7" Waste Arm, Slip Joint, Black PP	33	23
930045T	Three Way Vinyl Flapper (Printed Box)	73	26	A9137C	1-1/2" x 15" Waste Arm, Slip Joint, Black PP	33	23
930048	Brass, Same as 930045T, bulk	73	26	A9138C	1-1/2" x 15" Waste Arm, Hi-Line Black PP	33	23
930051	Vinyl Flapper (Printed Box). Fits plastic flush valves	73	26	A9185	1-1/2" Baffle Tee, End Outlet Slip Joint, Black PP	32	23
930055	Same as 930051, bulk	73	26	A9186	1-1/2" Baffle Tee, Center Outlet Slip Joint, Black PP	32	23
930067	Same as 930298, bulk	72	26	A9226	Same as P9226, Black Polypropylene w/ ABS Tee	47	24
930068	Clear Vinyl Flapper w/ Strap, Bulk	73	26	A9228	Same as Above, Black Polypropylene w/ ABS Tee	48	24
930090	Bonnet for regular fill valve. Includes cover with arm	70	26	A9701BG	1-1/4" P-Trap, Less Flange, Bagged	29	23
930099	Trunion (Bulk)	73	26	A9704	1-1/2" P-Trap w/ Threaded ABS Adapter (3 Nuts)	29	23
930100	Wing Coupling Nut - 5/8" Center Hole, plastic (1911-2)	70	26	A9704B	1-1/2" P-Trap w/ Threaded ABS Adapter (3 Nuts), Bagged	29	23
930101	Wing Coupling Nut - 1/2" Center Hole, plastic (1911-3)	70	26	A9704DF	1-1/2" P-Trap w/ Threaded ABS Adapter & Deep Flange (3 Nuts)	29	23
930103	9" Vinyl Refill Tube (190617)	70	26	A9722	1-1/2" S-Trap w/ ABS S-Bend & Threaded Adapter	30	23
930109	Ballcock Shank Rubber Washer (190613)	70	26	A9786A	1-1/2" x 8" Solvent Weld Extension Tube, ABS	33	23
930110	Ballcock Flange Nut - Plastic (2007)	70	26	A9787A	1-1/2" x 12" Solvent Weld Extension Tube, ABS	33	23
930114	2" Flush Valve Flange Nut (1905) (Bulk)	74	26	A9787E	1-1/2" x 16" Double Connect Solvent Weld Extension Tube, ABS	33	23
930115	2" Flush Valve Hex Nut (1996) (Bulk)	74	26	A9791E	1-1/4" x 16" Double Connect Slip Joint Extension Tube, Black PP	33	23
930117	2" Extra Thick Beveled Washer (Bulk) (19004)	74	26	A9792	1-1/2" x 6" Slip Joint Extension Tube, Black PP	33	23
930118	Plastic Tank Float (Bulk). Black Polypropylene (P83)	74	26	A9792A	1-1/2" x 8" Slip Joint Extension Tube, Black PP	33	23
930125	Round Plastic Bolt Cap (Bulk), White, Snap-On (1912)	74	26	A9793A	1-1/2" x 12" Slip Joint Extension Tube, Black PP	33	23
930133	Tank Lever Nut, Brass	70	26	A9793E	1-1/2" x 16" Double Connect Slip Joint Extension Tube, Black PP	33	23
930281	Bonnet for Anti-Siphon Fill Valve.	70	26	A9799	1-1/2" x 4" Flanged Strainer Tailpiece, Black PP	34	23
930298	Clear Vinyl flapper w/ 9" chain and hook (printed box)	72	26	A9800	1-1/2" x 6" Flanged Strainer Tailpiece, Black PP	34	23
938080	8" Solid Brass Rod (Bulk)	74	26	A9801	1-1/2" x 8" Flanged Strainer Tailpiece, Black PP	34	23
A3225D	Same as P3225D, Black, Schedule 40 ABS	50	24	A9803	1-1/2" x 12" Flanged Strainer Tailpiece, Black PP	34	23
A7220B	Same as P7220B with black ABS plastic	50	24				
A7223RK	ABS rough-In kit for Schedule 40 bath waste (46071, 46152)	51	24				
A7224	Same as P7224, Schedule 40 ABS Complete (46000)	48	24				
A7224B	Same as P7224B, Schedule 40 ABS (46020)	49	24				
A7225	Same as P7225, Schedule 40 ABS (46100)	49	24				
A7225B	Same as P7225B, Black, Schedule 40 ABS	49	24				



Part Number	Description	Page	Category	Part Number	Description	Page	Category
A9803E	1-1/2" x 16" Double Flanged Flanged Strainer Tailpiece, Black PP	34	23	DB7516	1-1/2" x 16" Stainless Steel Grab Bar w/ Exposed Flange, Satin Finish	27	22
AP9816	1-1/2" x 8" Branched Tailpiece, Black PP, Slip Joint, 1/2" Branch	34	23	DB7518	1-1/2" x 18" Stainless Steel Grab Bar w/ Exposed Flange, Satin Finish	27	22
AP9817	1-1/2" x 8" Branched Tailpiece, Black PP, Slip Joint, 3/4" Branch	34	23	DB7524	1-1/2" x 24" Stainless Steel Grab Bar w/ Exposed Flange, Satin Finish	27	22
AP9818	1-1/2" x 8" Branched Tailpiece, Black PP, Hi-Line, 1/2" Branch	34	23	DB7530	1-1/2" x 30" Stainless Steel Grab Bar w/ Exposed Flange, Satin Finish	27	22
AP9819	1-1/2" x 8" Branched Tailpiece, Black PP, Hi-Line, 3/4" Branch	35	23	DB7532	1-1/2" x 32" Stainless Steel Grab Bar w/ Exposed Flange, Satin Finish	27	22
B1004	1-1/4" Brass Ring	79	26	DB7536	1-1/2" x 36" Stainless Steel Grab Bar w/ Exposed Flange, Satin Finish	27	22
B1005	1-1/2" Brass Ring	79	26	DB7542	1-1/2" x 42" Stainless Steel Grab Bar w/ Exposed Flange, Satin Finish	27	22
BP4522-3	Plastic drop valve plunger and linkage assembly for 14" to 16" tubs	24		DB7548	1-1/2" x 48" Stainless Steel Grab Bar w/ Exposed Flange, Satin Finish	27	22
D7CHR	Disposer Flange and Stopper, Brass Polished Chrome Finish, Boxed	65	25	DB8712	1-1/4" x 12" Stainless Steel Grab Bar w/ Concealed Flange, Satin Finish	27	22
D7U	Disposer Flange and Stopper, UltraShine™ PVD Polished Brass Finish, Boxed	65	25	DB8712P	1-1/4" x 12" Stainless Steel Grab Bar w/ Concealed Flange, Peened Finish	28	22
D9BC	Disposer Flange Assembly, Biscuit Color, Clamshell	65	25	DB8716	1-1/4" x 16" Stainless Steel Grab Bar w/ Concealed Flange, Satin Finish	27	22
D9BC-BX	Disposer Flange Assembly, Biscuit Color, Boxed	65	25	DB8716P	1-1/4" x 16" Stainless Steel Grab Bar w/ Concealed Flange, Peened Finish	28	22
D9BL	Disposer Flange Assembly, Black Color	65	25	DB8718	1-1/4" x 18" Stainless Steel Grab Bar w/ Concealed Flange, Satin Finish	27	22
D9BL-BX	Disposer Flange Assembly, Black Color, Boxed	65	25	DB8718P	1-1/4" x 18" Stainless Steel Grab Bar w/ Concealed Flange, Peened Finish	28	22
D9BNE	Disposer Flange Assembly, Bowl, Bone Color, Clamshell	65	25	DB8724	1-1/4" x 24" Stainless Steel Grab Bar w/ Concealed Flange, Satin Finish	27	22
D9BNE-BX	Disposer Flange Assembly, Bowl, Bone Color, Boxed	65	25	DB8724P	1-1/4" x 24" Stainless Steel Grab Bar w/ Concealed Flange, Peened Finish	28	22
D9EWH	Disposer Flange Assembly, Euro-White Color, Clamshell	65	25	DB8730	1-1/4" x 30" Stainless Steel Grab Bar w/ Concealed Flange, Satin Finish	27	22
D9EWH-BX	Disposer Flange Assembly, Euro-White Color, Boxed	65	25	DB8730P	1-1/4" x 30" Stainless Steel Grab Bar w/ Concealed Flange, Peened Finish	28	22
D9WH	Disposer Flange Assembly, White Color, Clamshell	65	25	DB8732	1-1/4" x 32" Stainless Steel Grab Bar w/ Concealed Flange, Satin Finish	27	22
D9WH-BX	Disposer Flange Assembly, White Color, Boxed	65	25	DB8732P	1-1/4" x 32" Stainless Steel Grab Bar w/ Concealed Flange, Peened Finish	28	22
DB711	Domestic "Spin-N-Lock" Sink Basket Strainer, Stainless Steel Body w/ Stainless Screw-In Basket, Brass turning Nut	59	25	DB8736	1-1/4" x 36" Stainless Steel Grab Bar w/ Concealed Flange, Satin Finish	27	22
DB711BN	Same as DB711 w/ Brass Nuts	59	25	DB8736P	1-1/4" x 36" Stainless Steel Grab Bar w/ Concealed Flange, Peened Finish	28	22
DB711EZ	Domestic "Spin-N-Lock" Sink Basket Strainer, Stainless Steel Body w/ Stainless Steel Screw-In Basket and EZ-Mount Connection	59	25	DB8742	1-1/4" x 42" Stainless Steel Grab Bar w/ Concealed Flange, Satin Finish	27	22
DB1000	Locking Cup Sink Basket Strainer, Stainless Steel Body, Locking Cup and Basket, Plastic Post and Neoprene Stopper. Made in USA	59	25	DB8742P	1-1/4" x 42" Stainless Steel Grab Bar w/ Concealed Flange, Peened Finish	28	22
DB1000EZBN	EZ-Mount Sink Basket Strainer with Stainless Steel Body and Basket with EZ-Mount Connection and Brass Nuts, Plastic Post and Neoprene Stopper. Made in USA	59	25	DB8748	1-1/4" x 48" Stainless Steel Grab Bar w/ Concealed Flange, Satin Finish	27	22
DB1120	Deep Locking Cup Sink Basket Strainer, Stainless Steel Body and Basket, Neoprene Stopper w/ Snap-In Basket. Length - 3-3/4". Made in USA	59	25	DB8748P	1-1/4" x 48" Stainless Steel Grab Bar w/ Concealed Flange, Peened Finish	28	22
DB1120BN	Same as DB1120 w/ Brass Nuts	59	25	DB8912	1-1/2" x 12" Stainless Steel Grab Bar w/ Concealed Flange, Satin Finish	27	22
DB1120BNT	Same as DB1120 w/ Brass Nuts and 4" Tailpiece	59	25	DB8912P	1-1/2" x 12" Stainless Steel Grab Bar w/ Concealed Flange, Peened Finish	28	22
DB1120T	Same as DB1120 w/ 4" Tailpiece	59	25	DB8916	1-1/2" x 16" Stainless Steel Grab Bar w/ Concealed Flange, Satin Finish	27	22
DB7412	1-1/4" x 12" Stainless Steel Grab Bar w/ Exposed Flange, Satin Finish	27	22	DB8916P	1-1/2" x 16" Stainless Steel Grab Bar w/ Concealed Flange, Peened Finish	28	22
DB7416	1-1/4" x 16" Stainless Steel Grab Bar w/ Exposed Flange, Satin Finish	27	22	DB8918	1-1/2" x 18" Stainless Steel Grab Bar w/ Concealed Flange, Satin Finish	27	22
DB7418	1-1/4" x 18" Stainless Steel Grab Bar w/ Exposed Flange, Satin Finish	27	22	DB8918P	1-1/2" x 18" Stainless Steel Grab Bar w/ Concealed Flange, Peened Finish	28	22
DB7424	1-1/4" x 24" Stainless Steel Grab Bar w/ Exposed Flange, Satin Finish	27	22	DB8924	1-1/2" x 24" Stainless Steel Grab Bar w/ Concealed Flange, Satin Finish	27	22
DB7430	1-1/4" x 30" Stainless Steel Grab Bar w/ Exposed Flange, Satin Finish	27	22	DB8924P	1-1/2" x 24" Stainless Steel Grab Bar w/ Concealed Flange, Peened Finish	28	22
DB7432	1-1/4" x 32" Stainless Steel Grab Bar w/ Exposed Flange, Satin Finish	27	22				
DB7436	1-1/4" x 36" Stainless Steel Grab Bar w/ Exposed Flange, Satin Finish	27	22				
DB7442	1-1/4" x 42" Stainless Steel Grab Bar w/ Exposed Flange, Satin Finish	27	22				
DB7448	1-1/4" x 48" Stainless Steel Grab Bar w/ Exposed Flange, Satin Finish	27	22				
DB7512	1-1/2" x 12" Stainless Steel Grab Bar w/ Exposed Flange, Satin Finish	27	22				



Part Number	Description	Page	Category	Part Number	Description	Page	Category
DB8930	1-1/2" x 30" Stainless Steel Grab Bar w/ Concealed Flange, Satin Finish	27	22	H2123A-2	1-1/2" x 16" Center To Center Outlet Waste Hi-Line - Budget, Cutcase Box	15	21
DB8930P	1-1/2" x 30" Stainless Steel Grab Bar w/ Concealed Flange, Peened Finish	28	22	H2137-2	7" Waste Arm Slip Joint For 16" Center Outlet - Budget Ga. Ind. UPC	16	21
DB8932	1-1/2" x 32" Stainless Steel Grab Bar w/ Concealed Flange, Satin Finish	27	22	H2137C-2	15" Waste Arm Slip Joint For 16" Center Outlet - Budget Ga. Ind. UPC	16	21
DB8932P	1-1/2" x 32" Stainless Steel Grab Bar w/ Concealed Flange, Peened Finish	28	22	H2138-2	7" Waste Arm Hi-Line For 16" Center Outlet Waste - Budget Ga. Ind. UPC	16	21
DB8936	1-1/2" x 36" Stainless Steel Grab Bar w/ Concealed Flange, Satin Finish	27	22	H2138C-2	15" Waste Arm Hi-Line For 16" End Outlet - Budget Ga. Ind. UPC	16	21
DB8936P	1-1/2" x 36" Stainless Steel Grab Bar w/ Concealed Flange, Peened Finish	28	22	H2401-1	1-1/4" Wall Tube - Budget Ga. Ind. UPC	13	21
DB8942	1-1/2" x 42" Stainless Steel Grab Bar w/ Concealed Flange, Satin Finish	27	22	H2402-1	1-1/2" Wall Tube Budget Ga. Ind. UPC	13	21
DB8942P	1-1/2" x 42" Stainless Steel Grab Bar w/ Concealed Flange, Peened Finish	28	22	H2650-1	1-1/4" J-Bend L/Center Outlet - Budget Ga., Cutcase Box	12	21
DB8948	1-1/2" x 48" Stainless Steel Grab Bar w/ Concealed Flange, Satin Finish	27	22	H2651-1	1-1/2" J-Bend L/Center Outlet - Budget Ga., Cutcase Box	12	21
DB8948P	1-1/2" x 48" Stainless Steel Grab Bar w/ Concealed Flange, Peened Finish	28	22	H2654W-2	1-1/2" Sink J-Bend w/ Washer Joint - Budget Ga., Cutcase Box	12	21
DB-CD-3	Air Gap, Copper w/ Chrome Plated Metal Cap	38	23	H2700-1	1-1/4" P-Trap without cleanout - Budget Ga., Cutcase Box	9	21
DB-CD-4P	Air Gap, Plastic w/ Chrome Plated Metal Cap	38	23	H2702-1	1-1/2" P-Trap without cleanout - Budget Ga., Cutcase Box	9	21
H701-1	1-1/4" P-Trap without cleanout - 17 Ga., Cutcase Box	9	21	H2718-1	1-1/4" S-Trap - Budget Ga. Cutcase Box	13	21
H704-1	1-1/2" P-Trap without cleanout - 17 Ga., Cutcase Box	9	21	H2763-1	1-1/4" x 5" One-Piece Wrot Plug w/Chain & Stopper Ind. Boxed, 20 Ga. Display Box	22	21
H720-1	1-1/2" S-Trap - 20 Ga. Cutcase Box	13	21	HD72C	Low Pattern Chrome Plated Flange, Flange Tube 1-1/4", Bagged	84	26
H738W-2	1-1/2" Sink-Trap Washer Joint 20 Ga. Cutcase Box	12	21	HD73C	Low Pattern Chrome Plated Flange, Flange Tube 1-1/2", Bagged	84	26
H759-1	1-1/4" Pop-Up Assembly, Chrome, Display Box	22	21	HD75C	Low Pattern Chrome Plated Flange, Flange 1/2" IPS, Bagged	84	26
H759PB-3	1-1/4" Pop-Up Assembly, Polished Brass, Display Box	22	21	HD76C	Low Pattern Chrome Plated Flange, Flange 3/4" IPS, Bagged	84	26
H763K-1	1-1/4" x 5" Two-Piece Wrot Plug w/Chain & Stopper Center Outlet Plug Ind. Boxed - 20 Ga., Display Box	22	21	HD1013C	1-1/2" x 1-1/2" Female, Ground Joint Waste Connector, Ind. Bag, Display Box	79	26
H764A-1	1-1/4" x 8" Two-Piece Wrot Plug w/Chain & Stopper Ind. Boxed - 20 Ga., Display Box	22	21	HD1014C	1-1/4" x 1-1/2" Female, Ground Joint Waste Connector, Ind. Bag, Display Box	79	26
H790-1	1-1/4" x 6" Slip Joint Extension Tube - Budget Ga. Ind. UPC	16	21	HD1831C	Low Pattern Chrome Plated Flange, Flange 3/8" IPS, Bagged	84	26
H791A-1	1-1/4" x 12" Slip Joint Extension Tube - Budget Ga.	16	21	HD2661C	1-1/2" or 1-1/4" Sink Trap w/ Compression Elbow, Printed Bag, Display Box	30	23
H792-1	1-1/2" x 6" Slip Joint Extension Tube - Budget Ga. Ind. UPC	17	21	HD2670C	Elbow for Waste King® Disposer, Plastic	40	23
H793A-1	1-1/2" x 12" Slip Joint Extension Tube - Budget Ga. Ind. UPC	17	21	HD2672C	Disposal Gasket For In-Sink-Erator®, Printed Bag	40	23
H793C-1	1-1/4" x 2" Double Slip Joint Connection - 20 Ga. Ind. UPC	21	21	HD2673C	Elbow For In-Sink-Erator® Plastic, Display Box	40	23
H793D-1	1-1/2" x 2" Double Slip Joint Connection - 20 Ga. Ind. UPC	21	21	HD2688B	1-1/2" & 1-1/4" Reducer Adapter, Printed Bag	40	23
H800-1	1-1/2" x 6" Flanged Strainer Tailpiece - Budget Ga., Ind. UPC	18	21	HD2690B	1-1/2" x 15" Waste Arm, Slip Joint, White PP, Display Box	33	23
H803-1	1-1/2" x 12" Flanged Strainer Tailpiece - Budget Ga., Ind. UPC	18	21	HD2698C	Nut and Washer Slip Joint 1-1/2" Plastic, Ind. Printed Bag, Display Box	37	23
H814B-2	1-1/2" x 8" Branch Tailpiece - Hose & Clamp, Ind. UPC	19	21	HD2699C	Polyethylene Beveled Washers Assorted, Ind. Printed Bag, Display Box	37	23
H819-1	1-1/4" x 6" Threaded Extension Tube Threaded Both Ends - 20 Ga., Ind. UPC	18	21	HD2798C	Nut and Washer Slip Joint 1-1/4" Plastic, Ind. Printed Bag, Display Box	37	23
H822-1	1-1/4" x 12" Threaded Extension Tube Threaded Both Ends - 20 Ga., Ind. UPC	18	21	HD5340C	Floor & Ceiling Plate 1/2" Tube, Bagged	85	26
H827-1	1-1/2" x 12" Threaded Extension Tube Threaded Both Ends - 20 Ga., Ind. UPC	18	21	HD5341C	Floor & Ceiling Plate 3/4" Tube, Bagged	85	26
H828-1	1-1/2" x 6" Threaded Extension Tube Threaded Both Ends - 20 Ga., Ind. UPC	18	21	HD5351C	Floor & Ceiling Plate 1/2" IPS, Bagged	85	26
H1099A	Low Pattern Chrome Plated Flange, Flat Escutcheon 7/8" Copper, Bagged	84	26	HD5352C	Floor & Ceiling Plate 3/4" IPS, Bagged	85	26
H1116	Box Pattern Chrome Plated Flange Box Pattern 1-1/4" O.D., In Bag, Display Box	84	26	HD5353C	Floor & Ceiling Plate 1" IPS, Bagged	85	26
H1117	Box Pattern Chrome Plated Flange Box Pattern 1-1/4" O.D., In Bag, Display Box	84	26	HD5354C	Floor & Ceiling Plate 1-1/4" IPS, Bagged	85	26
H2108A-2	1-1/2" x 16" Center To Center End Outlet Waste Slip Joint - Budget Ga. Cutcase Box	14	21	HD5355C	Floor & Ceiling Plate 1-1/2" IPS, Bagged	85	26
H2114A-2	1-1/2" x 16" Center To Center Outlet Waste Slip Joint - Budget, Cutcase Box	15	21	HD5356C	Floor & Ceiling Plate 2" IPS, Bagged	85	26
H2121A-1	1-1/2" x 16" Center To Center End Outlet Waste Hi-Line - Budget Ga. Cutcase Box	14	21	HD7195C	Polyethylene Flanged Washers, 1-1/2", Ind. Printed Bag, Display Box	37	23
				HD7196C	Polyethylene Beveled Washers 1-1/4", Ind. Printed Bag, Display Box	37	23
				HD7197C	Polyethylene Beveled Washers 1-1/2", Ind. Printed Bag, Display Box	37	23
				HD7198C	Polyethylene Beveled Washers 1-1/2" x 1-1/4", Ind. Printed Bag, Display Box	37	23
				HD7202C	Rubber Slip Joint Washer 1-1/4", 3/Card, Ind. Printed Bag, Display Box	83	26



Part Number	Description	Page	Category	Part Number	Description	Page	Category
HD7203C	Rubber Slip Joint Washer 1-1/2", 3/Card, Ind. Printed Bag, Display Box	83	26	HP9702	1-1/2" P-Trap w/ PVC Quarter Bend And Solvent Weld Adapter Printed Bag, Display Box	29	23
HD7210	Rubber Slip Joint Reducing Washers 1-1/2" x 1-1/4", Ind. Printed Bag, Display Box	83	26	HP9704	1-1/2" P-Trap w/ Threaded PVC Adapter	29	23
HD7983C	Dishwasher Disposal Connector, Printed Bag, Display Box	40	23	HP9719BG	1-1/4" S-Trap w/ PVC S-Bend & Solvent Weld Adapter, Bagged	30	23
HD8030C	Zinc Nut & Washer Slip Joint 1-1/4", Ind. Printed Bag, Display Box	83	26	HP9738	1-1/2" or 1-1/4" Sink Trap w/ Schedule 40 Elbow, Printed Bag, Display Box	30	23
HD8030C	Zinc Nut & Washer Slip Joint 1-1/4", Ind. Printed Bag, Display Box	83	26	HP9786	1-1/2" x 6" Solvent Weld Extension Tube, PVC, Ind. UPC, Display Box	33	23
HD8031C	Zinc Nut & Washer Slip Joint 1-1/4" x 1-1/2", Ind. Printed Bag, Display Box	83	26	HP9787A	1-1/2" x 12" Solvent Weld Extension Tube, PVC, Ind. UPC, Display Box	33	23
HD8033C	Zinc Nut & Washer Slip Joint 1-1/2", Ind. Printed Bag, Display Box	83	26	HP9790BG	1-1/4" x 6" Slip Joint Extension Tube, White PP, Ind. UPC, Display Box	33	23
HD3522205	Form-N-Fit Plastic Tubular Products, 1-1/2" Flanged Tailpiece, Printed Bag, Display Box	39	23	HP9792	1-1/2" x 6" Slip Joint Extension Tube, White PP, Ind. UPC, Display Box	33	23
HD3522215	Form-N-Fit Pop-Up Unit 1-1/4" Plastic, DB Cutcase, Bagged	40	23	HP9793A	1-1/2" x 12" Slip Joint Extension Tube, White PP, Ind. UPC, Display Box	33	23
HD3522355	Form-N-Fit Plastic Tubular Products, 1-1/2" Slip Joint Tailpiece, Printed Bag, Display Box	39	23	HP9793D	1-1/2" x 2" Double Slip Connector, Printed Bag, Display Box	36	23
HD3522605	Form-N-Fit Plastic Tubular Products, 1-1/2" Or 1-1/4" P-Trap, Printed Bag, Display Box	38	23	HP9793E	1-1/2" x 16" Double Connect Slip Joint Extension Tube, White PP, Ind. UPC, Display Box	33	23
HD3522615	Form-N-Fit Plastic Tubular Products, 1-1/2" Flanged P-Trap, Printed Bag, Display Box	38	23	HP9794BG	1-1/4" x 12" Slip Joint Extension Tube, White PP, Ind. UPC, Display Box	33	23
HD3522625	Form-N-Fit Plastic Tubular Products, 1-1/2" Flanged J-Bend, Printed Bag, Display Box	39	23	HP9800	1-1/2" x 6" Flanged Strainer Tailpiece, White PP, Ind. UPC, Display Box	34	23
HD3522635	Form-N-Fit Plastic Tubular Products, 1-1/2" Or 1-1/4" J-Bend, Bagged Printed Bag, Display Box	39	23	HP9803	1-1/2" x 12" Flanged Strainer Tailpiece, White PP, Ind. UPC, Display Box	34	23
HD3522645	Form-N-Fit Plastic Tubular Products, 1-1/2" Sink Trap J-Bend, Bagged	39	23	HP9803E	1-1/2" x 16" Double Flanged Flanged Strainer Tailpiece, White PP, Ind. UPC, Display Box	34	23
HD3522845	Form-N-Fit Plastic Tubular Products, 1-1/2" Or 1-1/4" Universal Slip Coupling, Printed Bag, Display Box	39	23	HPP9816	1-1/2" x 8" Branched Tailpiece, White PP, Slip Joint, 1/2" Branch Ind. UPC, Display Box	34	23
HD3526945	Form-N-Fit Plastic Tubular Products, 1-1/4" Slip Joint Tailpiece, Printed Bag, Display Box	39	23	HPP9818	1-1/2" x 8" Branched Tailpiece, White PP, Hi-Line, 1/2" Branch Ind. UPC, Display Box	34	23
HD3526955	Form-N-Fit Plastic Tubular Products, Universal Combination Tailpiece, Printed Bag, Display Box	39	23	K20	Cable bath waste Conversion Kit, Chrome, Carded	46	24
HDP9121AB	1-1/2" x 16" End Outlet Waste w/ Baffle Tee Hi-Line/ Slip Joint Printed Bag Display Box	31	23	K20BC	Cable bath waste Conversion Kit, Biscuit, Carded	46	24
HDP9123AB	1-1/2" x 16" Center Outlet Waste w/ Baffle Tee Hi-Line/ Slip Joint, Printed Bag, Display Box, White PP	32	23	K20PB	Cable bath waste Conversion Kit, Polished Brass, Carded	46	24
HDP9185	1-1/2" Baffle Tee, End Outlet Slip Joint, Printed Bag, Display Box, White PP	32	23	K20RB	Cable bath waste Conversion Kit, Rubbed Bronze, Carded	46	24
HDP9186B	1-1/2" Baffle Tee, Center Outlet Slip Joint, White PP, Printed Bag, Display Box	32	23	K20SC	Cable bath waste Conversion Kit, Satin Chrome, Carded	46	24
HDP9651B	1-1/4" & 1-1/2" J-Bend Plastic, Printed Bag, Display Box	30	23	K20SN	Cable bath waste Conversion Kit, Satin Nickel, Carded	46	24
HDP9700B	1-1/4" P-Trap, Less Flange, Printed Bag, Display Box	29	23	K20WH	Cable bath waste Conversion Kit, White, Carded	46	24
HDP9704B	1-1/2" P-Trap w/ Threaded PVC Adapter Printed Bag, Display Case	29	23	K24TB	Touch-Toe trim kit, Chrome (46040), (spud not included)	51	24
HDP9722B	1-1/2" S-Trap w/ PVC S-Bend & Threaded Adapter, Printed Bag, Display Box	30	23	K25TB	Uni-Lift trim kit, Chrome (46140) (spud not included)	51	24
HP9000	PVC Solvent Weld Adapter 1-1/2", Printed Bag, Display Box	36	23	K26	Trip-Lever bath waste Conversion Kit, Chrome	52	24
HP9000A	PVC Threaded Adapter w/ Nut & Washer 1-1/2", Printed Bag, Display Box	36	23	K26BN	Trip lever bath waste Conversion Kit, Brushed Nickel	52	24
HP9005	1-1/4" Wall Tube Plastic, Display Box, Bulk w/ UPC	30	23	K26PB	Trip lever bath waste Conversion Kit, UltraShine™ PVD Polished Brass	52	24
HP9006	1-1/2" J-Bend, Plastic, Display Box, Bulk w/ UPC	30	23	K26RB	Trip lever bath waste Conversion Kit, Rubbed Bronze	52	24
HP9100B	1-1/2" Disposer Kit, White PP, Printed Bag, Display Box	35	23	K26SC	Trip lever bath waste Conversion Kit, UltraShine™ PVD Satin Chrome	52	24
HP9650BG	1-1/4" J-Bend Plastic, Printed Bag, Display Box	30	23	K26SN	Trip lever bath waste Conversion Kit, UltraShine™ PVD Satin Nickel	52	24
HP9654	1-1/2" & 1-1/4" Sink Trap J-Bend w/ Captured Nut Plastic Printed Bag, Display Box	30	23	K27	Uni-Lift bath waste 1-Hole Conversion Kit, Chrome	52	24
HP9665	45 Degree Slip Joint Elbow 1-1/2", Printed Bag, Display Box	36	23	K27BN	Trip lever bath waste Conversion Kit, Brushed Nickel	52	24
HP9675	90 Degree Slip Joint Elbow 1-1/2", Printed Bag, Display Box	36	23	K27PB	Trip lever bath waste Conversion Kit, UltraShine™ PVD Polished Brass	52	24
HP9679	Three Way Slip Joint Tee 1-1/2", Printed Bag, Display Box	36	23	K27RB	Trip lever bath waste Conversion Kit, Rubbed Bronze	52	24
				K27SC	Trip lever bath waste Conversion Kit, UltraShine™ PVD Satin Chrome	52	24
				K27SN	Trip lever bath waste Conversion Kit, UltraShine™ PVD Satin Nickel	52	24
				K27WH	Trip lever bath waste Conversion Kit, White	52	24
				K74TB	Touch-Toe trim kit, w/ Twist-N-Test system, Chrome (spud not included)	51	24
				K74TPB	Touch-Toe trim kit, UltraShine™ PVD Polished Brass (comes with 1-1/2" spud) (46042)	51	24
				K75RB	Uni-Lift trim kit, Rubbed Bronze (comes with 1-1/2" spud)	51	24



Part Number	Description	Page	Category	Part Number	Description	Page	Category
K75TB	Uni-Lift trim kit, w/ Twist-N-Lock bar, Chrome (spud not included)	51	24	P9100	1-1/2" Disposer Kit, White PP End Outlet for In-Sink-Erator®	35	23
K75TPB	Uni-Lift trim kit, UltraShine™ PVD Polished Brass (46142) (comes with 1-1/2" spud)	51	24	P9100B	1-1/2" Disposer Kit, White PP End Outlet for In-Sink-Erator® Bagged	35	23
K75TSC	Uni-Lift trim kit, UltraShine™ PVD Satin Chrome (comes with 1-1/2" spud)	51	24	P9100GE	1-1/2" x 15" End Outlet Disposer Kit for GE®, White PP	35	23
K75TSN	Uni-Lift trim kit, UltraShine™ PVD Satin Nickel (comes with 1-1/2" spud)	51	24	P9100GEB	1-1/2" x 15" End Outlet Disposer Kit, for GE®, Bagged, White PP	35	23
L7	"Lucky 7" Sink Basket Strainer, Chrome Plated Brass Body w/ Stainless Steel Basket, Metal Post, Heavy Locknut, Neoprene Stopper, Extra Thick Washer, Machine Cut Threads. Made in USA	59	25	P9100T	1-1/2" Telescopic Disposer Kit For In-Sink-Erator® or GE®, White PP	35	23
L7BN	Same as L7 w/ Brass Nuts	59	25	P9100TB	1-1/2" Telescopic Disposer Kit for In-Sink-Erator®, Bagged, White PP	35	23
L7T	Same as L7 w/ 4" Chrome Plated Tailpiece	59	25	P9103	Master Disposer Kit 1-1/2" x 13" End Outlet, White PP	35	23
L74	"Lucky 7" Sink Basket Strainer, w/ Stainless Steel 4-Prong Basket, Chrome Plated Brass Body, Metal Post, Neoprene Stopper, Heavy Locknut, Extra Thick Washer, Machine Cut Threads. Made In USA	59	25	P9108A	1-1/2" x 16" End Outlet Waste w/ Baffle Tee, Slip Joint, White PP	31	23
L74T	Same as L74 w/ 4" Tailpiece. Made In USA	59	25	P9108AB	1-1/2" x 16" End Outlet Waste w/ Baffle Tee, Slip Joint, White PP, Bagged	31	23
P3225D	Uni-Lift bath waste Schedule 40 PVC direct drain with no top ell, 1-1/2" waste shoe	50	24	P9108AT	1-1/2" x 11"-17" Telescopic End Outlet Waste, White PP for 16" Sinks	31	23
P4534-3	Celcon Strainer for 9226 Trip-Lever Bath Waste	53	24	P9108ATB	1-1/2" x 11"-17" Telescopic End Outlet Waste, White PP for 16" Sinks-Bagged	31	23
P7220B	Cable bath waste Schedule 40 PVC half kit with top ell	50	24	P9108B	1-1/2" x 21" End Outlet Waste w/ Baffle Tee, Slip Joint, White PP	31	23
P7223RK	PVC or ABS Schedule 40 Bath Waste Rough-In Kit For Touch-Toe & Uni-Lift	51	24	P9114A	1-1/2" x 16" Center Outlet Waste w/ Baffle Tee Slip Joint, White PP	32	23
P7224	Touch-Toe bath waste with complete Schedule 40 PVC plastic tubing rough-in, 1-hole faceplate bath waste	48	24	P9114AB	1-1/2" x 16" Center Outlet Waste w/ Baffle Tee Slip Joint, White PP, Bagged	32	23
P7224B	Touch-Toe bath waste half kit with Schedule 40 PVC ells, 1-hole faceplate bath waste, 1-1/2" waste shoe	49	24	P9121	1-1/2" x 16" End Outlet Waste w/ Baffle Tee Hi-Line (Direct Connect), White PP	31	23
P7225	Uni-Lift bath waste with complete Schedule 40 PVC plastic tubing rough-in, 1-hole faceplate bath waste	49	24	P9121A	1-1/2" x 16" End Outlet Waste w/ Baffle Tee Hi-Line/Slip Joint Combination, White PP	31	23
P7225B	Uni-Lift bath waste half kit with Schedule 40 PVC ells, 1-hole faceplate bath waste, 1-1/2" waste shoe	49	24	P9121ABG	1-1/2" x 16" End Outlet Waste w/ Baffle Tee Hi-Line/Slip Joint Combination, White PP, Bagged	31	23
P7225BBC	Same as P7225B With Biscuit Trim	49	24	P9121AT	1-1/2" x 11"-17" Telescopic End Outlet Hi-Line/Slip Joint Waste for 16" Sinks, White PP	31	23
P7225BC	Condensate top ell Uni-Lift bath waste half kit with Schedule 40 PVC ells, 1-hole faceplate bath waste, 1-1/2" waste shoe	50	24	P9121AT-12	1-1/2" x 11"-17" Telescopic End Outlet Hi-Line/Slip Joint w/ 3/4" Branch	31	23
P7225BBC	Same as P7225B With Biscuit Trim	49	24	P9121AT-8	1-1/2" x 11"-17" Telescopic End Outlet Hi-Line/Slip Joint w/ 1/2" Branch	31	23
P7225BPB	Same as P7225B With Polished Brass Trim	49	24	P9121ATBG	1-1/2" x 11"-17" Telescopic End Out Hi-Line/Slip Joint Waste for 16" Sinks, Bagged, White PP	31	23
P7225BSC	Same as P7225B With Satin Chrome Trim	49	24	P9121B	1-1/2" x 21" End Outlet Waste w/ Baffle Tee Hi-Line/Slip Joint, White PP	31	23
P7225BSN	Same as P7225B With Satin Nickel Trim	49	24	P9121T	1-1/2" x 21" End Outlet Waste Hi-Line w/Telescopic Tee White PP	31	23
P7225BRB	Same as P7225B With Rubbed Bronze Trim	49	24	P9123	1-1/2" x 16" Center Outlet Waste w/ Baffle Tee, Direct Connect, White PP	32	23
P7225BWH	Same as P7225B With White Trim	49	24	P9123A	1-1/2" x 16" Center Outlet Waste w/ Baffle Tee Hi-Line/Slip Joint, White PP	32	23
P7555B	Uni-Lift bath waste half kit with Schedule 40 PVC ells	49	24	P9123ABG	1-1/2" x 16" Center Outlet Waste w/ Baffle Tee Hi-Line/Slip Joint, White PP Bagged	32	23
P7555RK	PVC rough-In kit with Twist-N-Test	51	24	P9123B	1-1/2" x 21" Center Outlet Waste w/ Baffle Tee Hi-Line/Slip Joint, White PP	32	23
P8220	Cable bath waste for whirlpool tubs with plastic tubing rough-in	46	24	P9137	1-1/2" x 7" Waste Arm, Slip Joint, White PP	33	23
P8227	Uni-Lift bath waste with white polypropylene plastic tubing rough-in, 1-1/2" waste shoe	47	24	P9137C	1-1/2" x 15" Waste Arm, Slip Joint, White PP	33	23
P8227BC	Same As P8227, With Biscuit Trim	47	24	P9137D	1-1/2" x 20" Waste Arm, Slip Joint, White PP	33	23
P8227C	Uni-Lift bath waste with white condensate ell and plastic tubing rough-in, 1-1/2" waste shoe	47	24	P9138	1-1/2" x 7" Waste Arm, Hi-Line White PP	33	23
P8227D	Uni-Lift bath waste with white polypropylene direct drain and plastic tubing rough-in, 1-1/2" waste shoe	48	24	P9138C	1-1/2" x 15" Waste Arm, Hi-Line White PP	33	23
P8227PB	Same As P8227, With Polished Brass Trim	47	24	P9141A	1-1/2" O.D. x 6 Ft. Tubing, PVC	36	23
P8227SC	Same As P8227, With Satin Chrome Trim	47	24	P9185	1-1/2" Baffle Tee, End Outlet Slip Joint, White PP	32	23
P8227SN	Same As P8227, With Satin Nickel Trim	47	24	P9186	1-1/2" Baffle Tee, Center Outlet Slip Joint, White PP	32	23
P8227RB	Same As P8227, With Rubbed Bronze Trim	47	24	P9187	1-1/2" Baffle Tee, End Outlet Hi-Line, White PP	32	23
P8227WH	Same As P8227, With White Trim	47	24	P9226	Trip-Lever bath waste with plastic tubing rough-in, 1-1/2" waste shoe	47	24
P9000	PVC Solvent Weld Adapter 1-1/2"	36	23	P9228	Touch-Toe bath waste with white polypropylene plastic tubing rough-in, 1-1/2" waste shoe	48	24
P9000A	PVC Threaded Adapter w/ Nut & Washer 1-1/2"	36	23	P9665	45 Degree Slip Joint Elbow 1-1/2"	36	23
P9001	1-1/2" Slip Joint Nut, White PP	37	23	P9675	90 Degree Slip Joint Elbow 1-1/2"	36	23
P9001A	1-1/4" Slip Joint Nut, White PP	37	23	P9679	Three Way Slip Joint Tee 1-1/2"	36	23
P9004	1-1/2" Hi-Line Nipple	36	23				
P9009	1-1/4" I.D. Deep Flange, White PP	37	23				
P9010	1-1/2" I.D. Deep Flange, White PP	37	23				
P9046A	1-1/2" Trap Offset, White PP	35	23				



Part Number	Description	Page	Category	Part Number	Description	Page	Category
P9700	1-1/4" Choked Throat Outlet P-Trap, 1-1/2" Inlet	29	23	P9803EC	1-1/2" x 16" Double Flanged, Flanged Strainer Tailpiece, White PVC	34	23
P9700BG	1-1/4" Choked Throat Outlet P-Trap, Bagged, 1-1/2" Inlet	29	23	PP9816	1-1/2" x 8" Branched Tailpiece, White PP, Slip Joint, 1/2" Branch	34	23
P9701	1-1/4" P-Trap, Less Flange	29	23	PP9816BD	1-1/2" x 8" Branched Tailpiece, White PP, Dual Purpose 1/2" Branch	34	23
P9701BG	1-1/4" P-Trap, Less Flange, Bagged	29	23	PP9817	1-1/2" x 8" Branched Tailpiece, White PP, Slip Joint, 3/4" Branch	34	23
P9701DFB	1-1/4" P-Trap, w/ Deep Flange, Bagged	29	23	PP9817BD	1-1/2" x 8" Branched Tailpiece, White PP, Dual Purpose 3/4" Branch	34	23
P9701PBDFB	1-1/4" Plastic P-Trap w/ Deep Flange, Polished Brass Finish, Bagged	29	23	PP9818	1-1/2" x 8" Branched Tailpiece, White PP, Hi-Line, 1/2" Branch	34	23
P9702	1-1/2" P-Trap w/ PVC Quarter Bend And Solvent Weld Adapter (2 Nuts)	29	23	PP9819	1-1/2" x 8" Branched Tailpiece, White PP, Hi-Line, 3/4" Branch	35	23
P9702B	1-1/2" P-Trap w/ PVC or ABS Quarter Bend And Solvent Weld Adapter (2 Nuts), Bagged	29	23	R100	Chrome plated diverter bath faucet	92	26
P9702DF	1-1/2" P-Trap, PVC Quarter Bend, Solvent Weld Adapter & Deep Flange (2 Nuts)	29	23	R1006	1-1/4" x 1-1/2" Ground Joint Part Waste Connectors/ Male (Female Copper Sweat)	79	26
P9702DFB	1-1/2" P-Trap, PVC Quarter Bend, Solvent Weld Adapter & Deep Flange (2 Nuts), Bagged	29	23	W100KB	Standard Female Aerator 55/64" x 27 Threads, Bulk	90	26
P9702R	1-1/2" Repair Trap w/ 1-1/2" x 1-1/4" Washer	30	23	W100MB	Standard Male Aerator 15/16" x 27 Threads, Bulk	90	26
P9702T	1-1/2" P-Trap w/ PVC Quarter Bend And Threaded PVC Adapter (3 Nuts)	29	23	W205KB	Small Female Aerator 3/4" x 27 Threads, Bulk	90	26
P9703BG	1-1/2" P-Trap w/ Threaded PVC Adapter w/ Reversible J-Bend (3 Nuts), Bagged	29	23	W205MB	Small Male Aerator 13/16" x 27 Threads, Bulk	90	26
P9704	1-1/2" P-Trap w/ Threaded PVC Adapter (3 Nuts)	29	23				
P9704A	1-1/2" P-Trap (White) w/ Threaded ABS (Black) Adapter (3 Nuts)	29	23				
P9704AB	1-1/2" P-Trap (White) w/ Threaded ABS (Black) Adapter (3 Nuts), Bagged	29	23				
P9704BD	1-1/2" P-Trap w/ Threaded PVC Adapter, Die Cast, Nuts bagged	29	23				
P9704BG	1-1/2" P-Trap w/ Threaded PVC Adapter (3 Nuts), Bagged	29	23				
P9704BLA	1-1/2" P-Trap, Bagged, Less Adapter	29	23				
P9704DF	1-1/2" P-Trap w/ Threaded PVC Adapter & Deep Flange (3 Nuts)	29	23				
P9704DFB	1-1/2" P-Trap w/ Threaded PVC Adapter & Deep Flange (3 Nuts), Bagged	29	23				
P9718	1-1/4" S-Trap w/ PVC S-Bend & Solvent Weld Adapter	30	23				
P9720	1-1/2" S-Trap w/ PVC S-Bend & Solvent Weld Adapter	30	23				
P9722	1-1/2" S-Trap w/ PVC S-Bend & Threaded Adapter	30	23				
P9722BG	1-1/2" S-Trap w/ PVC S-Bend & Threaded Adapter, Bagged	30	23				
P9738	1-1/2" Schedule 40 Sink Trap w/ PVC Elbow and 1-1/2" x 1-1/4" Washer	30	23				
P9786	1-1/2" x 6" Solvent Weld Extension Tube, PVC	33	23				
P9786A	1-1/2" x 8" Solvent Weld Extension Tube, PVC	33	23				
P9787A	1-1/2" x 12" Solvent Weld Extension Tube, PVC	33	23				
P9787E	1-1/2" x 16" Double Connect Solvent Weld Extension Tube, PVC	33	23				
P9790	1-1/4" x 6" Slip Joint Extension Tube, White PP	33	23				
P9791A	1-1/4" x 12" Slip Joint Extension Tube, White PP	33	23				
P9791E	1-1/4" x 16" Double Connect Slip Joint Extension Tube, White PP	33	23				
P9792	1-1/2" x 6" Slip Joint Extension Tube, White PP	33	23				
P9792A	1-1/2" x 8" Slip Joint Extension Tube, White PP	33	23				
P9793A	1-1/2" x 12" Slip Joint Extension Tube, White PP	33	23				
P9793AC	1-1/2" x 12" Slip Joint Extension Tube, PVC	33	23				
P9793D	1-1/2" x 2" Double Slip Connector	36	23				
P9793E	1-1/2" x 16" Double Connect Slip Joint Extension Tube, White PP	33	23				
P9793EC	1-1/2" x 16" Double Connect Slip Joint Extension Tube, PVC	33	23				
P9799	1-1/2" x 4" Flanged Strainer Tailpiece, White PP	34	23				
P9800	1-1/2" x 6" Flanged Strainer Tailpiece, White PP	34	23				
P9801	1-1/2" x 8" Flanged Strainer Tailpiece, White PP	34	23				
P9803	1-1/2" x 12" Flanged Strainer Tailpiece, White PP	34	23				
P9803C	1-1/2" x 12" Flanged Strainer Tailpiece, White PVC	34	23				
P9803E	1-1/2" x 16" Double Flanged Flanged Strainer Tailpiece, White PP	34	23				

WHOLESALE PLUMBING



PRODUCTS SINCE 1896

TERMS: Minimum invoice - \$100.00, 2% 10th prox. net 30 days.

FREIGHT: Prepaid on shipment of \$1,500.00. May be combined with Oatey/Cherne products.

PRICES: Prices subject to change without notice.

RETURNED GOODS: Accepted only with written consent from factory - subject to 25% restocking charge. Must be in full carton quantities.

STANDARD PACKAGES: We reserve the right to increase orders for less than standard packages to minimum standard package quantities.

OATEYSCS[®]
Supply Chain Services

Corporate Office

4675 W. 160th Street • Cleveland, Ohio 44135 • PH: (800) 321-9532 • FAX:(800) 321-9535 • PH:(216) 267-7100 • FAX:(216) 267-6538