



Iron/Tones®

Top-/Under-Mount Kitchen Sink

K-5312

Features

- 33-inch minimum base cabinet width for top-mount installation.
- 36-inch minimum base cabinet width for undermount installation.
- Double-equal bowls.
- 9" (229 mm) depth provides generous workspace.
- Smart Divide® feature offers a lower bowl divider that increases workspace versatility.

Material

- KOHLER® enameled cast iron.

Installation

- No faucet holes.
- Top-mount or undermount.

Recommended Products/Accessories

K-8801 Sink Strainer
K-8799 Sink Strainer
K-23726 Drain treatment
K-23725 Cast iron cleaner
1411886 Undermount sink kit 23"

Optional Products/Accessories

K-8339 Sink rack for Iron/Tones® Smart Divide® kitchen sink
K-11352 Disposal Flange with Stopper
K-9000 P-Trap



Codes/Standards















ASME A112.19.1/CSA B45.2

KOHLER® Enameled Cast Iron Kitchen Sink Lifetime Limited Warranty

See website for detailed warranty information.

Available Colors/Finishes

Color tiles intended for reference only.

| Color | Code | Description |
|---|------|---------------|
|  | 0 | White |
|  | FF | Sea Salt™ |
|  | 96 | Biscuit |
|  | NY | Dune |
|  | 95 | Ice™ Grey |
|  | G9 | Sandbar |
|  | K4 | Cashmere |
|  | FT | Basalt |
|  | 58 | Thunder™ Grey |
|  | FP | Caviar |
|  | 7 | Black Black™ |
|  | GRL | Grey Lavender |
|  | DGB | Indigo Blue |
|  | PLM | Black Plum |

1-800-4KOHLER (1-800-456-4537)

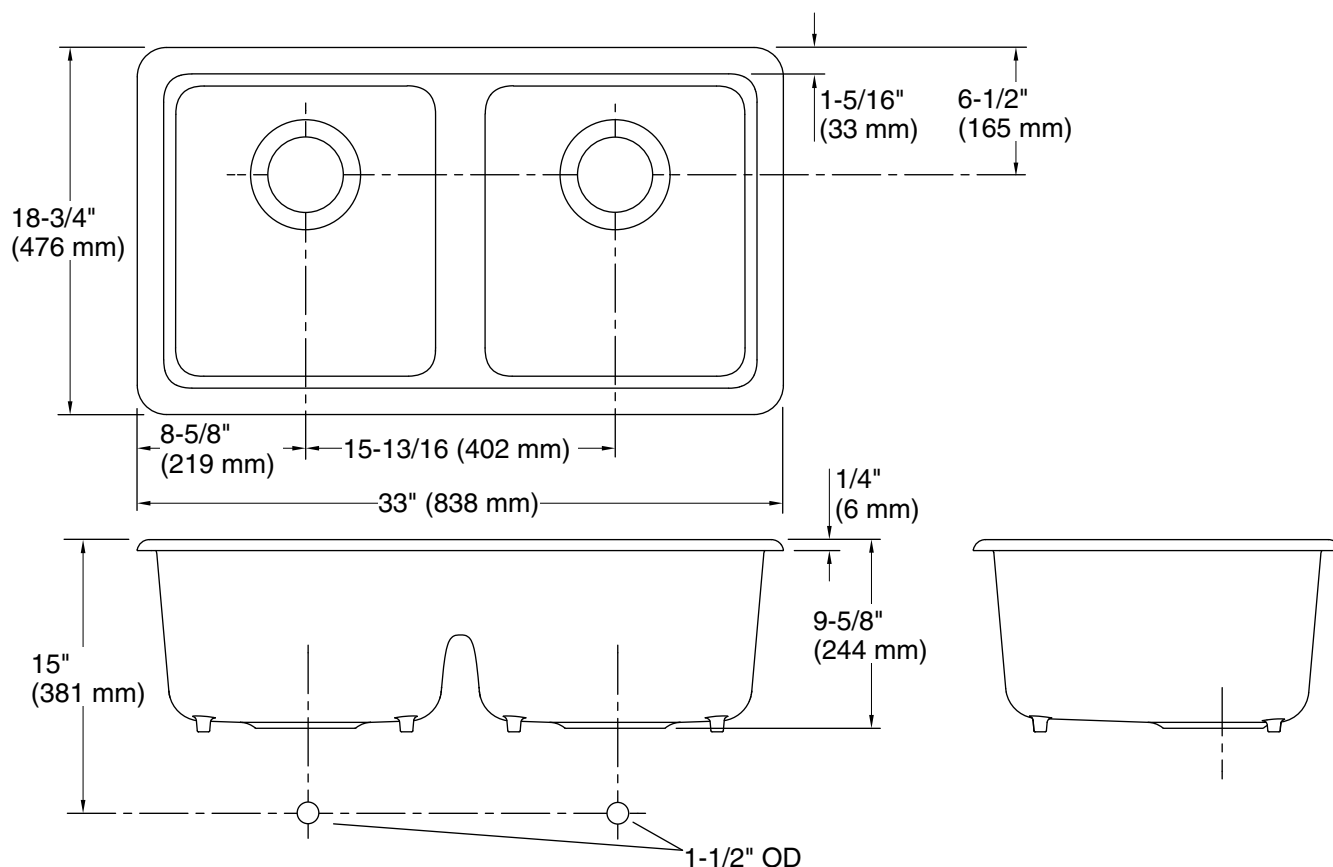
Kohler Co. reserves the right to make revisions without notice to product specifications.

For the most current Specification Sheet, go to www.kohler.com.

THE BOLD LOOK
OF **KOHLER**®

KOHLER®

Iron/Tones® Top-/Under-Mount Kitchen Sink K-5312



Technical Information

All product dimensions are nominal.

| | |
|--------------------------|--|
| Installation: | Undermount, Top-mount |
| Min. base cabinet width: | 36" (914 mm) |
| Bowl area: | Length: 30-5/16" (770 mm) Width: 16-1/16" (408 mm) Bowl depth: 9" (229 mm) Water depth: 9" (229 mm) |
| Drain hole: | 3-7/8" (98 mm) |
| Template: | 1043168-7, required, included |

Notes

Install this product according to the installation instructions.

Countertop manufacturer or cutter must use the cut-out template provided with the product, or a current one provided by Kohler Co. (call 1-800-43-FOCUS). Kohler Co. is not responsible for cut-out errors when the incorrect cut-out template is used.

1-800-4KOHLER (1-800-456-4537)

Kohler Co. reserves the right to make revisions without notice to product specifications.
For the most current Specification Sheet, go to www.kohler.com.

THE BOLD LOOK
OF **KOHLER®**