

Wallmount Service Sink Faucets

TECK
COMMERCIAL

DELTA

SPECIFICATION: (EXAMPLE)

- **CAST BRASS** wallmount service sink faucet
- Two handle
- Integral stops
- **Rough chrome plated finish**
- Pail hook
- Inline vacuum breaker
- Hose-end spout
- Wall brace
- Color indexed metal lever handles - 102mm (4")
- 1/4 turn ceramic structures

□ 28C9LH

203mm (8") centers

□ 28C9LH-AC

140mm (5.5") to 267mm (10.5") adjustable centers

28C9LH



Engineer/Architect Approval

Model Specified:

Approval:

Date:

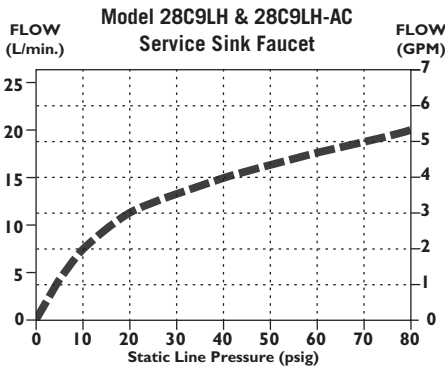


APPROVALS:

- Certified to ASME A112.18.1/CSA B125.1 including integral back siphonage protection compliant with CSA B64.1.1 and ASSE 1001
- "LH" handles meet ADA compliance to ICC/ANSI A117.1/ADA

Not for potable water

FLOW RATES vs PRESSURE



NOTE: Flow shown is through one side only, full open.


HOSE AND MOP HOLDER ACCESSORIES

28T910

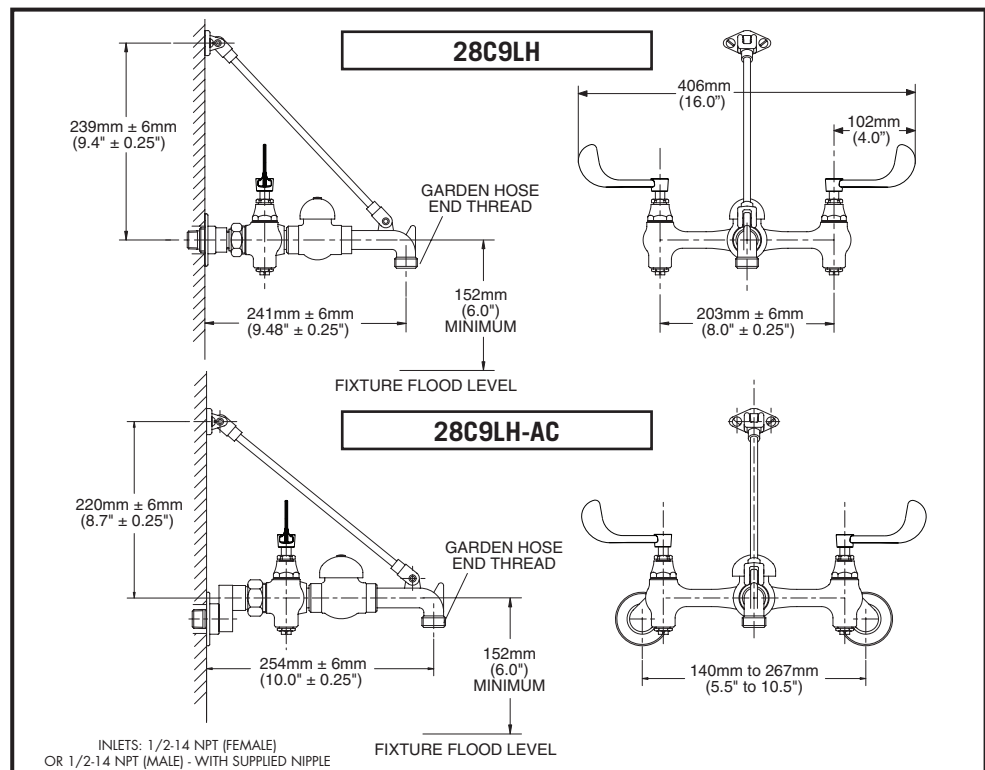
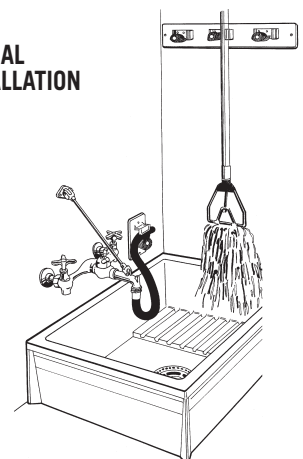
- Stainless steel mop hanger
- 76mm x 660mm (3" x 26")
- Three spring loaded rubber grip holders

28T911

- Heavy duty 1219mm (48") long reinforced hose
- Brass coupling
- Stainless steel hanger bracket
- 76mm x 127mm (3" x 5") with rubber grip



TYPICAL INSTALLATION



Note: Measurements may vary ± 6mm (0.25")

Refer to www.specselect.com for individual models.

Note: Use this page as a product submittal sheet.

Delta reserves the right (1) to make changes in specifications and materials, and (2) to change or discontinue models, both without notice or obligation. Dimensions are for reference only. See current full-line price book or www.specselect.com for finish options and product availability.

DSP-28C9LH Rev. C