



**Sunstruck®**  
65-1/2" x 35-1/2" oval freestanding bath w/ Bask®  
**K-6369-W1**

### Features

- Bask® heated surface creates spa-like relaxation with soothing warmth on your back, shoulders, and neck.
- Three heat settings allow you to customize the surface temperature.
- Freestanding design creates a striking focal point in your bathing area.
- 16-inch depth offers a deep soaking experience.
- Integral lumbar support.
- Textured bottom surface.
- Wide ledge on one side is ideal for deck-mount faucet and/or handshower.
- Center drain.
- Fluted shroud.

### Material

- Acrylic.

### Installation

- Freestanding.
- PureFlo drains are not recommended for a deck-mount faucet installation.

### Recommended Products/Accessories

K-7265 Brass toe tap bath drain  
K-37383 Rough-in cable bath drain, PVC, 30" cable with tubing  
K-37386 rough-in cable drain, PVC, 30" cable  
K-24916 Wireless Music Kit  
K-23726 Drain treatment  
K-23732 Tub & shower cleaner



### Codes/Standards

CSA B45.5/IAPMO Z124  
UL 1795  
CSA C22.2 No. 218.2



**KOHLER® Plastic Baths and  
Receptors Lifetime Limited  
Warranty KOHLER® Hydrotherapy  
Components Five-Year Limited  
Warranty**

See website for detailed warranty information.

### Available Colors/Finishes

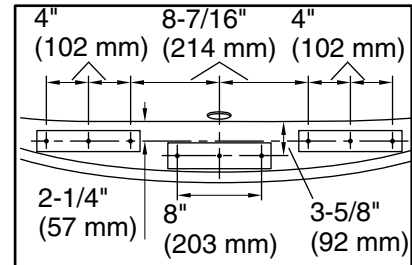
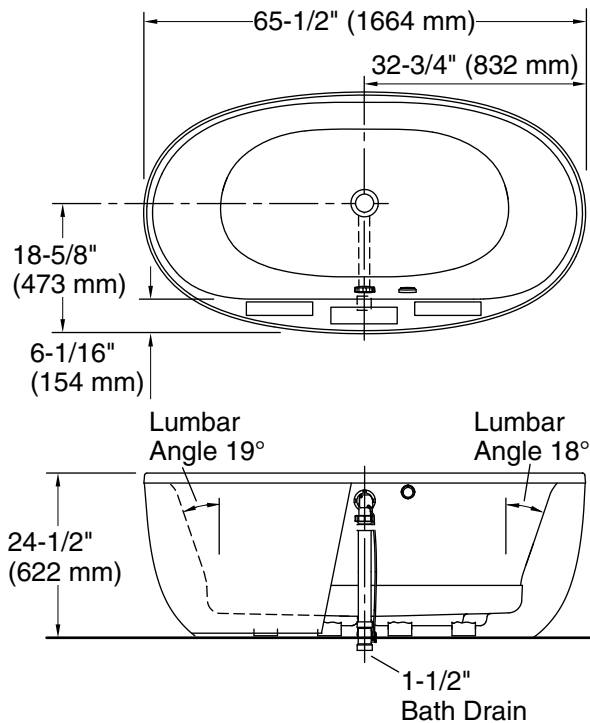
*Color tiles intended for reference only.*

Color	Code	Description
-------	------	-------------

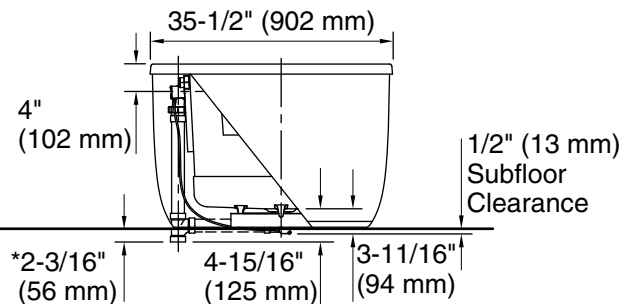
	0	White
	96	Biscuit

No change in measurements if connected with drain illustrated. (K-7213)

□ Recommended Faucet Location



Recommended Faucet Hole Location



\*Allow for appropriate clearance in subfloor for drain clearance.  
Note: Horizontal PVC pipe and tee shown, not included.

## Required Electrical Service

One circuit required, protected with Class A Ground-Fault Circuit-Interrupter (GFCI). Outside North America, this device may be known as a Residual Current Device (RCD).

Heated Surface: 120 V, 15 A, 60 Hz

## Technical Information

All product dimensions are nominal.

Installation: Freestanding

Drain location: Center

Basin area, bottom: 45-3/4" x 24-7/8" (1162 mm x 632 mm)

Basin area, top: 54-7/8" x 29-3/16" (1394 mm x 741 mm)

Weight: 110 lbs (49.9 kg)

Minimum floor load: 40.4 lbs/ft² (197.3 kg/m²)

Water depth: 15-3/4" (400 mm)

Water capacity: 72.6 gal (274.8 L)

Template: Footprint, 1245667, not required, not included

Electrical component rating: Heated Surface: 120 V, 1.1 A, 50/60 Hz, 65 W

## Notes

Measure your actual product for rough-in details.

Install this product according to the installation instructions.

The hot water supply should be 70% of the capacity of the bath or greater. Installations will vary.

If installing a rim-mount faucet, make sure there is no interference above or below the deck before drilling any holes.