

1319 Adriatic™

Smart Height™, Elongated Front, Flush Valve, 1.28 or 1.6 Toilet, 10" Rough-in



Features

- Perfect for clinical applications
- SmartHeight™ (17" high bowl) chair height for maximum comfort
- ADA Compliant
- 1.28 or 1.6 Gpf / 4.86 or 6.05 Lpf low water consumption*
- High performance, high efficiency (HET)
- 1-1/2" top spud for flush valve installation, will accommodate many brands of flush valves
- 10" rough-in
- 2-1/8" glazed trapway
- The Mansfield® limited lifetime warranty
- Available in White only






Elongated Front



Model 1319
Less toilet seat,
hardware and supply

Components




Model #	Description	Codes/Standards
1319	SmartHeight™, elongated front toilet. Includes a 1-1/2" top spud. Less toilet seat, flush valve and supply. White only. *When using the proper 1.28 flushometer	  

1319 Adriatic™

Smart Height™, Elongated Front, Flush Valve, 1.28 or 1.6 Toilet, 10" Rough-in

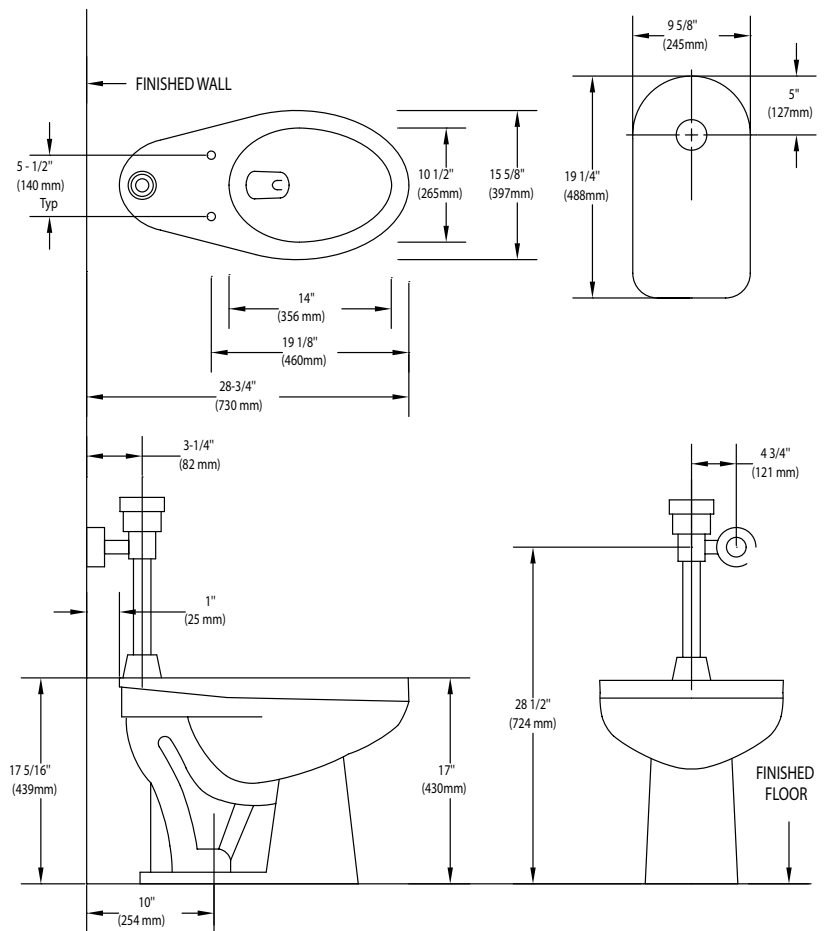


Specifications

Model #	Description	Codes/Standards
1319	Smart Height™, Elongated Front, Flush Valve, 1.28 or 1.6 Toilet - 10" Rough-in	  

Specification	Description	Specification	Description
Material	Vitreous China	Trap Diameter	2-1/8"
Water Pressure Range	20 to 80 PSI	Trap Seal	2-3/8"
Water Usage	1.28 or 1.6 gpf / 4.86 or 6.0 lpf	Rough-in	10"
Water Surface Area	9-7/8" X 11-7/8"	Shipping Weight	Model 1319 - 58 lbs. (26 kg)
MaP Rating	1000 grams	Warranty	Vitreous China - Limited Lifetime Tank Trim - Five Year Limited

Technical Information



See our complete line of acrylic and vitreous china bathroom fixtures, plastic tank trim and plumbing products.

These dimensions are nominal and subject to change without notice.

Fixture performance and specifications meet or exceed ASME A112.19.2-2008/CSA B45.1-08 standards, and other state and local codes.