

SPECIFICATIONS


Features/Benefits



- Includes Treysta™ Pressure Balance Ceramic Disc Cartridge
- Requires Treysta™ Rough-In Valve, G00GS500 Series (Horizontal Inputs) or G00GS520 Series (Vertical Inputs)
- Diverter on Tub Spout
- Showerhead Sold Separately
- Accommodates Standard, Back-to-Back, and Thin Wall Installations



Available Color/Finishes

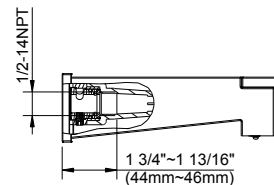
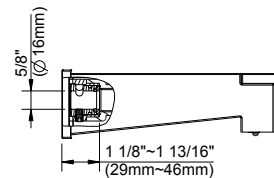
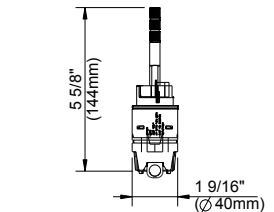
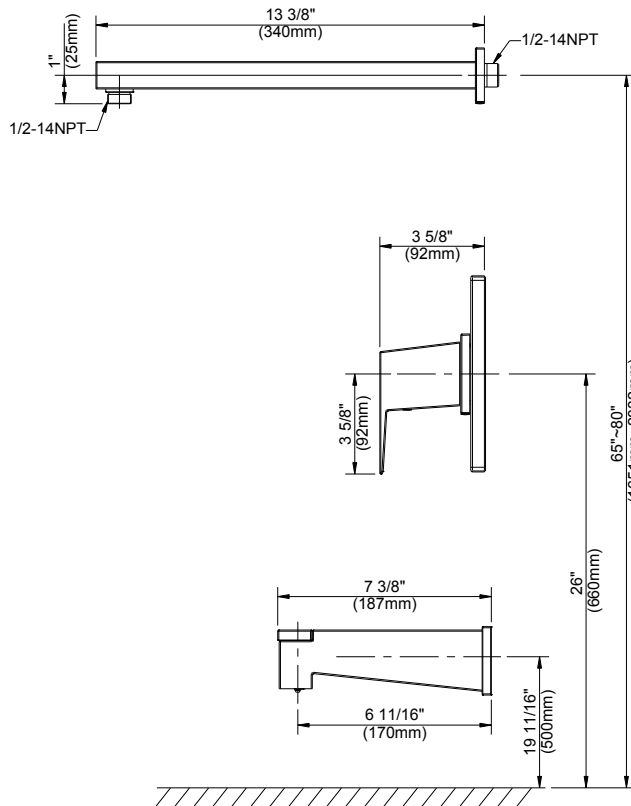
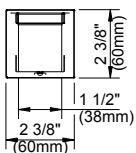
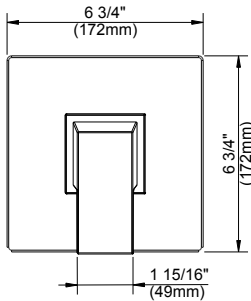
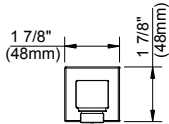
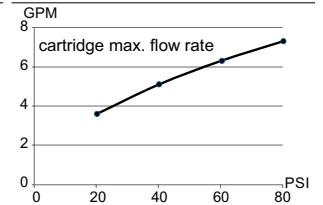
Color	Description
	Chrome

Please see danze.com or current price list for available finishes.
Finish is defined by additional suffix.

Standards & Certifications



Flow Rate



Submittal Information:

Name: _____
Location: _____

Contractor: _____
Contact #: _____